

COUNTY OF CAMDEN

OFFICIAL
ELECTION
RESULTS

2010 School Election
April 20, 2010



Making It Better, Together.

Annual School Election

April 20, 2010

Turnout Report

Camden County

Registration and Turnout

Active Registration	319,740	
Inactive Registration	0	
Total Registration	319,740	
Election Day	51,493	16.10%
Mail-In Ballot	1,969	0.62%
Provisional	223	0.07%
Rejected Ballots	2	0.00%
Emergency	0	0.00%
Total Turnout	53,687	16.79%

Annual School Election
April 20, 2010
Summary Report
Camden County
OFFICIAL ELECTION RESULTS

Registration & Turnout	262,727	Voters	Black Horse Pike Regional BOE- Gloucester (12)	12/12 100.00%
Election Day Turnout	51,493	19.60%	- David Blackberry	1 0.02%
Mail-In Ballot Turnout	1,969	0.75%	- David Rever	1 0.02%
Provisional Turnout	223	0.08%	- Diane Nafis	1 0.02%
Rejected Ballots Turnout	2	0.00%	- Donald B. Henley	1 0.02%
Emergency Turnout	0	0.00%	- Domic Monaco	2 0.03%
Total ...	53,687	20.43%	- Dorothy Saplo	1 0.02%
			- Evie McJevestinskivich	1 0.02%
Black Horse Pike Regional BOE Bellmaw (3)	3/3	100.00%	- Frank Dintino	2 0.03%
Under Votes: 468			- Glen Beck	1 0.02%
Over Votes: 0			- Greg McGeary	2 0.03%
			- George Eckenroth Jr	1 0.02%
- Louis Johnston	624	97.20%	- Greedis Asin	1 0.02%
Write-In			- Heather Harris	1 0.02%
- Anthony Russomanno	1	0.16%	- Harry Weinhardt	1 0.02%
- Casey Bartholomew	2	0.31%	- J Bucherer	1 0.02%
- Donald Duck	1	0.16%	- Jeffrey Craft	1 0.02%
- Eric Hoban	1	0.16%	- Joseph DeRosa	1 0.02%
- George W Bush	1	0.16%	- Jason Walker	1 0.02%
- Jim Kozlowski	1	0.16%	- Joe Smith	1 0.02%
- John Doe	1	0.16%	- Judy Jones	1 0.02%
- Lynda Hinkle	1	0.16%	- John Davies	1 0.02%
- Mark Sharr	1	0.16%	- Jennifer Storer	1 0.02%
- Russ Griffith	1	0.16%	- Jerry Rice	1 0.02%
- Sissy Gordon	1	0.16%	- Kevin Muldoon	1 0.02%
- Rejected Write-In	6	0.94%	- Kata Jewell	1 0.02%
Total ...	642	100.00%	- L Kachich	1 0.02%
			- Mickey Mouse	4 0.07%
Black Horse Pike Regional BOE- Gloucester (12)	12/12	100.00%	- Mike Kasprack	9 0.15%
Under Votes: 1623			- Michelle DiBartolomeo	4 0.07%
Over Votes: 0			- Michael Powers	1 0.02%
			- Mattie Gadson	1 0.02%
- Alyssa Canobbio	1,148	19.35%	- Pat Stanton	1 0.02%
- Patricia A. Bond-Durso	1,016	17.12%	- Peter Siciliano	1 0.02%
- Keesha E. Patterson	614	10.35%	- Peter Pan	1 0.02%
- Mark F. Schmitz	3,034	51.14%	- Ray Rossi	1 0.02%
Write-In			- Ross Perot	1 0.02%
- Rejected Write-In 1	16	0.27%	- Ron Paul	1 0.02%
- Rejected Write-In 2	1	0.02%	- Ryan Johnson	1 0.02%
- Adrienne McManis	1	0.02%	- Scot Urquhart	1 0.02%
- Anthony Young	2	0.03%	- Steve Fluharty Jr.	1 0.02%
- Bob Engle	1	0.02%	- Shannon Felice	1 0.02%
- Bruce Perazzelli	1	0.02%	- Sara Palin	1 0.02%
- Brian Pavan	1	0.02%	- Theresa Monostra	1 0.02%
- Bernadete Ferraro	1	0.02%	- Zac Froio	1 0.02%
- Casey Bartholomew	18	0.30%	- Robert Melzer	1 0.02%
- Chaucer Ficke	1	0.02%	- Sherman Burt Jr	1 0.02%
- Claude Kelly	1	0.02%	- Gary Saunder	1 0.02%
- Cindi Iezzi	1	0.02%	- Kathy Ulrich	1 0.02%
- Jeffery Craft	1	0.02%	- John Deserable	1 0.02%
- Chris Christie	4	0.07%	- David Connelly	1 0.02%
- Chris Mason	1	0.02%		
- Carol Lucia	1	0.02%		
- David Kanagie	1	0.02%		

Annual School Election
April 20, 2010
Summary Report
Camden County
OFFICIAL ELECTION RESULTS

Black Horse Pike Regional BOE- Gloucester (12)	12/12	100.00%	Eastern Camden Regional BOE- Voorhee (7)	7/7	100.00%
- Scott Kendall	1	0.02%	- Edward Janco	1	0.02%
			- Frank Reale	1	0.02%
Total ...	5,933	100.00%	- Gil Fermin	1	0.02%
Black Horse Pike Regional-Runnemede (2)	2/2	100.00%	- Gary Finger	1	0.02%
Under Votes: 83			- Jeffery Jaskol	1	0.02%
Over Votes: 0			- Joel Mazie	1	0.02%
- James H. Waller	451	35.79%	- Jon Raben	1	0.02%
- Patricia Wilson	803	63.73%	- Jian Shen	2	0.04%
Write-In			- Joan Austan	1	0.02%
- Rejected Write-In	1	0.08%	- Kay Gleeson	1	0.02%
- Casey Bartholomew	4	0.32%	- Kaushal Mahendra	1	0.02%
- John Withohn	1	0.08%	- Kelly Ripa	1	0.02%
Total ...	1,260	100.00%	- Ken Becksted	2	0.04%
Eastern Camden County Regional-Berlin (2)	2/2	100.00%	- Kristin O'Connell	1	0.02%
Under Votes: 343			- Mickey Mouse	3	0.06%
Over Votes: 0			- Mark Mignone	1	0.02%
- Robert M. De Cicco	835	98.00%	- Neal Feller	1	0.02%
Write-In			- Pavlina Bains	1	0.02%
- Rejected Write-In	4	0.47%	- Preston Smith	1	0.02%
- Anne Mazza	1	0.12%	- Ray Rossi	4	0.08%
- Bob Woodward	1	0.12%	- Rocco Joseph Mazza	1	0.02%
- Casey Bartholomew	1	0.12%	- Ron Richards	1	0.02%
- Craig Bartholomew	1	0.12%	- Randi Kessler	1	0.02%
- Jeff Kates	1	0.12%	- Stuart Stater	1	0.02%
- Joseph Smith	1	0.12%	- Shari Rotenberg	1	0.02%
- Jon Schneider	1	0.12%	- Sharon Goodfellow	1	0.02%
- Janice Minerva	1	0.12%	- Thomas Bonfiglio	1	0.02%
- Kevin Kelley	1	0.12%	- Bryan Stein	1	0.02%
- Lisa Mangino	1	0.12%	- Craig Carton	1	0.02%
- Rob Boal	1	0.12%	- Daffy Duck	1	0.02%
- Richard J Frohbergh	2	0.23%	- Donald Duck	1	0.02%
Total ...	852	100.00%	- Joshua Hric	1	0.02%
Eastern Camden Regional BOE- Voorhee (7)	7/7	100.00%	- John Boisvert	1	0.02%
Under Votes: 2585			- Kathy Posser	1	0.02%
Over Votes: 0			- Kim Guadanao	1	0.02%
- Mary T. Schmus	2,390	49.39%	- Ken Becksted	1	0.02%
- Hillary J. Garr	2,335	48.25%	- Michael Friedman	1	0.02%
Write-In			- Minnie Mouse	1	0.02%
- Rejected Write-In 1	28	0.58%	- Mary Stater	1	0.02%
- Rejected Write-In 2	5	0.10%	- Mark MacCariella	1	0.02%
- Brian McGovern	1	0.02%	- Margaret Mitchell	2	0.04%
- Carmen Console	2	0.04%	- Robin Mazurek	1	0.02%
- Casey Bartholomew	16	0.33%	- Richard Vonlintig	1	0.02%
- Cecile Weber	1	0.02%	- Todd Voron	1	0.02%
- Cagande Erwin	1	0.02%	- Zhang Huayan	1	0.02%
- Claudia Switala	1	0.02%	- Robert P Dunne	1	0.02%
- Chris Christie	2	0.04%	- Sally A Lytle	1	0.02%
- David Moyle	1	0.02%	- Marc Vogin	1	0.02%
			Total ...	4,839	100.00%

Annual School Election
 April 20, 2010
 Summary Report
 Camden County
 OFFICIAL ELECTION RESULTS

<table border="0" style="width: 100%;"> <tr> <td style="border-top: 1px solid black;">Sterling Regional BOE- Somerdale Boro (1)</td> <td style="text-align: right;">1/1 100.00%</td> </tr> <tr> <td>Under Votes: 107</td> <td></td> </tr> <tr> <td>Over Votes: 0</td> <td></td> </tr> <tr> <td> </td> <td></td> </tr> <tr> <td>- Leslie Caramiello</td> <td style="text-align: right;">256 67.90%</td> </tr> <tr> <td>- Ernest M. Ray Jr.</td> <td style="text-align: right;">111 29.44%</td> </tr> <tr> <td>Write-In</td> <td></td> </tr> <tr> <td>- Rejected Write-In</td> <td style="text-align: right;">2 0.53%</td> </tr> <tr> <td>- Casey Bartholomew</td> <td style="text-align: right;">2 0.53%</td> </tr> <tr> <td>- James Mohan</td> <td style="text-align: right;">1 0.27%</td> </tr> <tr> <td>- Michael B. Milnes</td> <td style="text-align: right;">1 0.27%</td> </tr> <tr> <td>- Sy Bartholomew</td> <td style="text-align: right;">1 0.27%</td> </tr> <tr> <td>- Tom DiPaulo</td> <td style="text-align: right;">3 0.80%</td> </tr> <tr> <td style="text-align: right;">Total ...</td> <td style="text-align: right;">377 100.00%</td> </tr> </table>	Sterling Regional BOE- Somerdale Boro (1)	1/1 100.00%	Under Votes: 107		Over Votes: 0		 		- Leslie Caramiello	256 67.90%	- Ernest M. Ray Jr.	111 29.44%	Write-In		- Rejected Write-In	2 0.53%	- Casey Bartholomew	2 0.53%	- James Mohan	1 0.27%	- Michael B. Milnes	1 0.27%	- Sy Bartholomew	1 0.27%	- Tom DiPaulo	3 0.80%	Total ...	377 100.00%	<table border="0" style="width: 100%;"> <tr> <td style="border-top: 1px solid black;">Black Horse Pike Regional Proposal (co (17)</td> <td style="text-align: right;">17/17 100.00%</td> </tr> <tr> <td>- No</td> <td style="text-align: right;">4,791 48.43%</td> </tr> <tr> <td style="text-align: right;">Total ...</td> <td style="text-align: right;">9,892 100.00%</td> </tr> <tr> <td style="border-top: 1px solid black;">Eastern Camden Regional Proposal (10)</td> <td style="text-align: right;">10/10 100.00%</td> </tr> <tr> <td>Under Votes: 53</td> <td></td> </tr> <tr> <td>Over Votes: 0</td> <td></td> </tr> <tr> <td>- Yes</td> <td style="text-align: right;">2,603 48.90%</td> </tr> <tr> <td>- No</td> <td style="text-align: right;">2,720 51.10%</td> </tr> <tr> <td style="text-align: right;">Total ...</td> <td style="text-align: right;">5,323 100.00%</td> </tr> <tr> <td style="border-top: 1px solid black;">Sterling Regional Proposal (4)</td> <td style="text-align: right;">4/4 100.00%</td> </tr> <tr> <td>Under Votes: 42</td> <td></td> </tr> <tr> <td>Over Votes: 0</td> <td></td> </tr> <tr> <td>- Yes</td> <td style="text-align: right;">1,094 51.00%</td> </tr> <tr> <td>- No</td> <td style="text-align: right;">1,051 49.00%</td> </tr> <tr> <td style="text-align: right;">Total ...</td> <td style="text-align: right;">2,145 100.00%</td> </tr> <tr> <td style="border-top: 1px solid black;">Local BOE- Audubon Boro (3)</td> <td style="text-align: right;">3/3 100.00%</td> </tr> <tr> <td>Under Votes: 980</td> <td></td> </tr> <tr> <td>Over Votes: 0</td> <td></td> </tr> <tr> <td>- Kathryn Sullivan</td> <td style="text-align: right;">671 19.57%</td> </tr> <tr> <td>- William Harvey</td> <td style="text-align: right;">896 20.30%</td> </tr> <tr> <td>- Peggy Slack</td> <td style="text-align: right;">817 23.83%</td> </tr> <tr> <td>- Ralph Gilmore</td> <td style="text-align: right;">732 21.35%</td> </tr> <tr> <td>- Denise Gray De Frates</td> <td style="text-align: right;">496 14.46%</td> </tr> <tr> <td>Write-In</td> <td></td> </tr> <tr> <td>- Rejected Write-In</td> <td style="text-align: right;">1 0.03%</td> </tr> <tr> <td>- Erik Jazwiecki</td> <td style="text-align: right;">1 0.03%</td> </tr> <tr> <td>- John Wallace</td> <td style="text-align: right;">1 0.03%</td> </tr> <tr> <td>- Moe Howard</td> <td style="text-align: right;">1 0.03%</td> </tr> <tr> <td>- Maragaret Stolte</td> <td style="text-align: right;">2 0.06%</td> </tr> <tr> <td>- Thomas Coyle</td> <td style="text-align: right;">1 0.03%</td> </tr> <tr> <td>- WP Dubois</td> <td style="text-align: right;">1 0.03%</td> </tr> <tr> <td>- Jen Waldron</td> <td style="text-align: right;">1 0.03%</td> </tr> <tr> <td>- Larry Fine</td> <td style="text-align: right;">1 0.03%</td> </tr> <tr> <td>- Ruthann-Lightcap</td> <td style="text-align: right;">1 0.03%</td> </tr> <tr> <td>- Tom Noe</td> <td style="text-align: right;">1 0.03%</td> </tr> <tr> <td>- Curly Howard</td> <td style="text-align: right;">1 0.03%</td> </tr> <tr> <td>- J P Jones</td> <td style="text-align: right;">1 0.03%</td> </tr> <tr> <td>- Stephen Murphy</td> <td style="text-align: right;">1 0.03%</td> </tr> <tr> <td>- Glen Beck</td> <td style="text-align: right;">1 0.03%</td> </tr> <tr> <td>- Bill O'Reilly</td> <td style="text-align: right;">1 0.03%</td> </tr> <tr> <td style="text-align: right;">Total ...</td> <td style="text-align: right;">3,429 100.00%</td> </tr> <tr> <td style="border-top: 1px solid black;">Sterling Regional BOE- Stratford Boro UT (2)</td> <td style="text-align: right;">2/2 100.00%</td> </tr> <tr> <td>Under Votes: 436</td> <td></td> </tr> <tr> <td>Over Votes: 0</td> <td></td> </tr> <tr> <td>- Louise Barikian</td> <td style="text-align: right;">724 98.91%</td> </tr> <tr> <td>Write-In</td> <td></td> </tr> <tr> <td>- Rejected Write-In</td> <td style="text-align: right;">1 0.14%</td> </tr> <tr> <td>- Casey Bartolomew</td> <td style="text-align: right;">1 0.14%</td> </tr> <tr> <td>- John Ralston</td> <td style="text-align: right;">1 0.14%</td> </tr> <tr> <td>- Phil Messisca</td> <td style="text-align: right;">2 0.27%</td> </tr> <tr> <td>- Paul Sims</td> <td style="text-align: right;">1 0.14%</td> </tr> <tr> <td>- Robert Taylor</td> <td style="text-align: right;">1 0.14%</td> </tr> <tr> <td>- Roger Cutitta</td> <td style="text-align: right;">1 0.14%</td> </tr> <tr> <td style="text-align: right;">Total ...</td> <td style="text-align: right;">732 100.00%</td> </tr> <tr> <td style="border-top: 1px solid black;">Black Horse Pike Regional Proposal (17)</td> <td style="text-align: right;">17/17 100.00%</td> </tr> <tr> <td>Under Votes: 207</td> <td></td> </tr> <tr> <td>Over Votes: 0</td> <td></td> </tr> <tr> <td>- Yes</td> <td style="text-align: right;">5,101 51.57%</td> </tr> <tr> <td style="border-top: 1px solid black;">Audubon Boro Proposal (3)</td> <td style="text-align: right;">3/3 100.00%</td> </tr> <tr> <td>Under Votes: 8</td> <td></td> </tr> <tr> <td>Over Votes: 0</td> <td></td> </tr> <tr> <td>- Yes</td> <td style="text-align: right;">862 58.80%</td> </tr> </table>	Black Horse Pike Regional Proposal (co (17)	17/17 100.00%	- No	4,791 48.43%	Total ...	9,892 100.00%	Eastern Camden Regional Proposal (10)	10/10 100.00%	Under Votes: 53		Over Votes: 0		- Yes	2,603 48.90%	- No	2,720 51.10%	Total ...	5,323 100.00%	Sterling Regional Proposal (4)	4/4 100.00%	Under Votes: 42		Over Votes: 0		- Yes	1,094 51.00%	- No	1,051 49.00%	Total ...	2,145 100.00%	Local BOE- Audubon Boro (3)	3/3 100.00%	Under Votes: 980		Over Votes: 0		- Kathryn Sullivan	671 19.57%	- William Harvey	896 20.30%	- Peggy Slack	817 23.83%	- Ralph Gilmore	732 21.35%	- Denise Gray De Frates	496 14.46%	Write-In		- Rejected Write-In	1 0.03%	- Erik Jazwiecki	1 0.03%	- John Wallace	1 0.03%	- Moe Howard	1 0.03%	- Maragaret Stolte	2 0.06%	- Thomas Coyle	1 0.03%	- WP Dubois	1 0.03%	- Jen Waldron	1 0.03%	- Larry Fine	1 0.03%	- Ruthann-Lightcap	1 0.03%	- Tom Noe	1 0.03%	- Curly Howard	1 0.03%	- J P Jones	1 0.03%	- Stephen Murphy	1 0.03%	- Glen Beck	1 0.03%	- Bill O'Reilly	1 0.03%	Total ...	3,429 100.00%	Sterling Regional BOE- Stratford Boro UT (2)	2/2 100.00%	Under Votes: 436		Over Votes: 0		- Louise Barikian	724 98.91%	Write-In		- Rejected Write-In	1 0.14%	- Casey Bartolomew	1 0.14%	- John Ralston	1 0.14%	- Phil Messisca	2 0.27%	- Paul Sims	1 0.14%	- Robert Taylor	1 0.14%	- Roger Cutitta	1 0.14%	Total ...	732 100.00%	Black Horse Pike Regional Proposal (17)	17/17 100.00%	Under Votes: 207		Over Votes: 0		- Yes	5,101 51.57%	Audubon Boro Proposal (3)	3/3 100.00%	Under Votes: 8		Over Votes: 0		- Yes	862 58.80%
Sterling Regional BOE- Somerdale Boro (1)	1/1 100.00%																																																																																																																																																								
Under Votes: 107																																																																																																																																																									
Over Votes: 0																																																																																																																																																									
- Leslie Caramiello	256 67.90%																																																																																																																																																								
- Ernest M. Ray Jr.	111 29.44%																																																																																																																																																								
Write-In																																																																																																																																																									
- Rejected Write-In	2 0.53%																																																																																																																																																								
- Casey Bartholomew	2 0.53%																																																																																																																																																								
- James Mohan	1 0.27%																																																																																																																																																								
- Michael B. Milnes	1 0.27%																																																																																																																																																								
- Sy Bartholomew	1 0.27%																																																																																																																																																								
- Tom DiPaulo	3 0.80%																																																																																																																																																								
Total ...	377 100.00%																																																																																																																																																								
Black Horse Pike Regional Proposal (co (17)	17/17 100.00%																																																																																																																																																								
- No	4,791 48.43%																																																																																																																																																								
Total ...	9,892 100.00%																																																																																																																																																								
Eastern Camden Regional Proposal (10)	10/10 100.00%																																																																																																																																																								
Under Votes: 53																																																																																																																																																									
Over Votes: 0																																																																																																																																																									
- Yes	2,603 48.90%																																																																																																																																																								
- No	2,720 51.10%																																																																																																																																																								
Total ...	5,323 100.00%																																																																																																																																																								
Sterling Regional Proposal (4)	4/4 100.00%																																																																																																																																																								
Under Votes: 42																																																																																																																																																									
Over Votes: 0																																																																																																																																																									
- Yes	1,094 51.00%																																																																																																																																																								
- No	1,051 49.00%																																																																																																																																																								
Total ...	2,145 100.00%																																																																																																																																																								
Local BOE- Audubon Boro (3)	3/3 100.00%																																																																																																																																																								
Under Votes: 980																																																																																																																																																									
Over Votes: 0																																																																																																																																																									
- Kathryn Sullivan	671 19.57%																																																																																																																																																								
- William Harvey	896 20.30%																																																																																																																																																								
- Peggy Slack	817 23.83%																																																																																																																																																								
- Ralph Gilmore	732 21.35%																																																																																																																																																								
- Denise Gray De Frates	496 14.46%																																																																																																																																																								
Write-In																																																																																																																																																									
- Rejected Write-In	1 0.03%																																																																																																																																																								
- Erik Jazwiecki	1 0.03%																																																																																																																																																								
- John Wallace	1 0.03%																																																																																																																																																								
- Moe Howard	1 0.03%																																																																																																																																																								
- Maragaret Stolte	2 0.06%																																																																																																																																																								
- Thomas Coyle	1 0.03%																																																																																																																																																								
- WP Dubois	1 0.03%																																																																																																																																																								
- Jen Waldron	1 0.03%																																																																																																																																																								
- Larry Fine	1 0.03%																																																																																																																																																								
- Ruthann-Lightcap	1 0.03%																																																																																																																																																								
- Tom Noe	1 0.03%																																																																																																																																																								
- Curly Howard	1 0.03%																																																																																																																																																								
- J P Jones	1 0.03%																																																																																																																																																								
- Stephen Murphy	1 0.03%																																																																																																																																																								
- Glen Beck	1 0.03%																																																																																																																																																								
- Bill O'Reilly	1 0.03%																																																																																																																																																								
Total ...	3,429 100.00%																																																																																																																																																								
Sterling Regional BOE- Stratford Boro UT (2)	2/2 100.00%																																																																																																																																																								
Under Votes: 436																																																																																																																																																									
Over Votes: 0																																																																																																																																																									
- Louise Barikian	724 98.91%																																																																																																																																																								
Write-In																																																																																																																																																									
- Rejected Write-In	1 0.14%																																																																																																																																																								
- Casey Bartolomew	1 0.14%																																																																																																																																																								
- John Ralston	1 0.14%																																																																																																																																																								
- Phil Messisca	2 0.27%																																																																																																																																																								
- Paul Sims	1 0.14%																																																																																																																																																								
- Robert Taylor	1 0.14%																																																																																																																																																								
- Roger Cutitta	1 0.14%																																																																																																																																																								
Total ...	732 100.00%																																																																																																																																																								
Black Horse Pike Regional Proposal (17)	17/17 100.00%																																																																																																																																																								
Under Votes: 207																																																																																																																																																									
Over Votes: 0																																																																																																																																																									
- Yes	5,101 51.57%																																																																																																																																																								
Audubon Boro Proposal (3)	3/3 100.00%																																																																																																																																																								
Under Votes: 8																																																																																																																																																									
Over Votes: 0																																																																																																																																																									
- Yes	862 58.80%																																																																																																																																																								

Annual School Election

April 20, 2010

Summary Report

Camden County

OFFICIAL ELECTION RESULTS

Audubon Boro Proposal (cont'd...)	(3)	3/3 100.00%	Local BOE- Barrington Boro (cont'd...)	(3)	3/3 100.00%
- No		604 41.20%	- Ken Broome		0 0.00%
			- Paul Mount		1 0.06%
	Total ...	1,466 100.00%	- Scott Pickard		1 0.06%
Local BOE- Audubon Park Boro	(1)	1/1 100.00%	- Snow White		1 0.06%
Under Votes: 160			- Casey Barthomlew		1 0.06%
Over Votes: 0			- Dawn Stolte		0 0.00%
			- Ed Mount		1 0.06%
- Kathryn Sullivan		186 39.08%	- Julie Geoltz		1 0.06%
- William Harvey		58 12.18%	- Trixie Finegan		1 0.06%
- Peggy Slack		55 11.55%	- Mike Ellershaw		1 0.06%
- Ralph Gilmore		38 7.98%	- Walt Disney		2 0.11%
- Denise Gray De Frates		139 29.20%	- Richard Leon		1 0.06%
Write-In					
	Total ...	476 100.00%		Total ...	1,811 100.00%
Audubon Park Proposal	(1)	1/1 100.00%	Barrington Proposal	(3)	3/3 100.00%
Under Votes: 10			Under Votes: 2		
Over Votes: 0			Over Votes: 0		
- Yes		82 40.59%	- Yes		526 57.87%
- No		120 59.41%	- No		383 42.13%
	Total ...	202 100.00%		Total ...	909 100.00%
Local BOE- Barrington Boro	(3)	3/3 100.00%	Local BOE- Bellmawr Boro	(3)	3/3 100.00%
Under Votes: 905			Under Votes: 558		
Over Votes: 0			Over Votes: 0		
- Ronald J. Oppermann Jr.		589 32.52%	- William J. Murray		513 30.37%
- Carla J. Bolling		580 32.03%	- Christopher Concannon		407 24.10%
- Robert J. Klopp		599 33.08%	- Eric Hoban		427 25.28%
Write-In			- Carmella Giaccio-Salas		322 19.06%
- Rejected Write-In 1		6 0.33%	Write-In		
- Rejected Write-In 2		4 0.22%	- Rejected Write-In 1		6 0.36%
- Rejected Write-In 3		0 0.00%	- Rejected Write-In 2		1 0.06%
- Alexander Ferrante		2 0.11%	- Casey Bartholomew		1 0.06%
- Alan Schafer		1 0.06%	- Dave Magpiong		1 0.06%
- Bob DeVecchio		1 0.06%	- Ronald Henry		1 0.06%
- Casey McAleer		2 0.11%	- Jon Woodward		1 0.06%
- Darryl Hunt		1 0.06%	- John Dun		1 0.06%
- Eliane Nissenbaum		1 0.06%	- Jim Kozlowski		1 0.06%
- Michael Finegan		1 0.06%	- Russ Griffith		1 0.06%
- John Mount		2 0.11%	- Sissy Gordon		2 0.12%
- John Hiltz		1 0.06%	- Stephanie Gentry		1 0.06%
- Linda Roberts		1 0.06%	- Amanda Macminn		1 0.06%
- Mark Lazzaro		2 0.11%	- David Malinoski		1 0.06%
- Patti Barner		1 0.06%	- Thomas Burhart		1 0.06%
- Philip P. Spillane		1 0.06%			
- Steve Morano		0 0.00%		Total ...	1,689 100.00%
- William Lightner		1 0.06%	Bellmawr Proposal	(3)	3/3 100.00%
- Bob Roberts		1 0.06%	Under Votes: 48		
- Alice Finegan		1 0.06%	Over Votes: 0		
- Gina Bowman		1 0.06%	- Yes		482 44.51%
- Judith Licina		1 0.06%			

Annual School Election
 April 20, 2010
 Summary Report
 Camden County
OFFICIAL ELECTION RESULTS

Bellmawr Proposal (cont'd...)	(3)	3/3 100.00%	Local BOE- Berlin Township	(1)	1/1 100.00%
- No		601 55.49%	Under Votes: 661		
			Over Votes: 0		
	Total ...	1,083 100.00%	- Jocelyn Lewis	310	31.66%
Local BOE- Berlin Boro	(2)	2/2 100.00%	- Linda Davis	333	34.01%
Under Votes: 1352			- Kristy Cryan	309	31.56%
Over Votes: 0			Write-In		
- Juan Perez		724 32.58%	- Rejected Write-In 1	3	0.31%
- Eileen German		726 32.67%	- Rejected Write-In 2	4	0.41%
- Dennis Quinn		735 33.08%	- Rejected Write-In 3	5	0.51%
Write-In			- Audrey Lightcap	1	0.10%
- Rejected Write-In 1	2	0.09%	- Casey Bartholomew	1	0.10%
- Rejected Write-In 2	4	0.18%	- Daffy Duck	1	0.10%
- Rejected Write-In 3	3	0.14%	- Dennis Yates	2	0.20%
- Anne Mazza	1	0.05%	- Joe Batten	1	0.10%
- Betty Oliker	1	0.05%	- Jawes Law	1	0.10%
- Beryl Kelly	1	0.05%	- John Holmes	1	0.10%
- Colleen Kates	1	0.05%	- Keith Jones	2	0.20%
- Craig Bartholomew	1	0.05%	- Buggs Bunny	1	0.10%
- Joseph Smith	1	0.05%	- Chris Chistie	1	0.10%
- Janice Minerva	1	0.05%	- Colleen Dawson	1	0.10%
- Lisa Mangino	1	0.05%	- Porky Pig	1	0.10%
- Michael Iuiucci	2	0.09%	- Rick Stevenson	1	0.10%
- Norm Merriel	1	0.05%			
- Rob Boal	1	0.05%	Total ...	979	100.00%
- Richard J Frohbergh	2	0.09%	Berlin Twp. Proposal	(1)	1/1 100.00%
- Gary Banks	1	0.05%	Under Votes: 1		
- Harry Earle	1	0.05%	Over Votes: 0		
- Laurie Huelton	1	0.05%	- Yes	243	44.10%
- Nicole Thomas	1	0.05%	- No	308	55.90%
- Alicia Campanella	1	0.05%			
- Andrew Thomas	1	0.05%	Total ...	551	100.00%
- Casey Bartholomew	1	0.05%	Local BOE- Brooklawn Boro	(1)	1/1 100.00%
- Dana O'Hara	1	0.05%	Under Votes: 50		
- Kyle Smith	1	0.05%	Over Votes: 0		
- Lynn Probst	1	0.05%	- Tracy Farrow	84	45.65%
- William Newkirk	1	0.05%	- Mark Dickerman	89	48.37%
- Mike Madden	1	0.05%	Write-In		
- Thomas Little	1	0.05%	- Rejected Write-In 1	4	2.17%
- Maureen Lynch	1	0.05%	- Rejected Write-In 2	1	0.54%
	Total ...	2,222 100.00%	- Cliff Barnes	2	1.09%
Berlin Boro Proposal	(2)	2/2 100.00%	- Dorothy Heade	1	0.54%
Under Votes: 22			- Cass Mass	1	0.54%
Over Votes: 0			- Julie McCleary	1	0.54%
- Yes		628 53.22%	- W. R. Chew	1	0.54%
- No		552 46.78%			
	Total ...	1,180 100.00%	Total ...	184	100.00%
Berlin BOE- Berlin Township	(1)	1/1 100.00%	Brooklawn Proposal	(1)	1/1 100.00%
Under Votes: 661			Under Votes: 1		
Over Votes: 0			Over Votes: 0		
- Jocelyn Lewis		310 31.66%	- Yes	66	56.41%
- Linda Davis		333 34.01%			
- Kristy Cryan		309 31.56%			
Write-In					
- Rejected Write-In 1	3	0.31%			
- Rejected Write-In 2	4	0.41%			
- Rejected Write-In 3	5	0.51%			
- Audrey Lightcap	1	0.10%			
- Casey Bartholomew	1	0.10%			
- Daffy Duck	1	0.10%			
- Dennis Yates	2	0.20%			
- Joe Batten	1	0.10%			
- Jawes Law	1	0.10%			
- John Holmes	1	0.10%			
- Keith Jones	2	0.20%			
- Buggs Bunny	1	0.10%			
- Chris Chistie	1	0.10%			
- Colleen Dawson	1	0.10%			
- Porky Pig	1	0.10%			
- Rick Stevenson	1	0.10%			
	Total ...	979 100.00%			

Annual School Election
 April 20, 2010
 Summary Report
 Camden County
 OFFICIAL ELECTION RESULTS

Brooklawn Proposal (cont'd...)	(1)	1/1 100.00%	Local BOE- Cherry Hill Township (cont'd)	(22)	22/22 100.00%
- No		51 43.59%	- Gordon Zeis		1 0.00%
	Total ...	117 100.00%	- Harvey Elfman		1 0.00%
Local BOE- Cherry Hill Township	(22)	22/22 100.00%	- Irie Peter		0 0.00%
Under Votes: 11033			- J W Barttolo		2 0.01%
Over Votes: 0			- Irie Peter		1 0.00%
- Lynette Howard		7,055 32.33%	- Joe Smith		1 0.00%
- Sherrie L. Cohen		7,170 32.85%	- Jeff Kirk		1 0.00%
- Steven Robbins		7,002 32.08%	- Joel Mayer		1 0.00%
- Rejected Write-In 1		66 0.30%	- John Giacoboni		1 0.00%
- Rejected Write-In 2		55 0.25%	- John Tremble		20 0.09%
- Rejected Write-In 3		54 0.25%	- John Messina		1 0.00%
Write-In			- John Seher		1 0.00%
- AJ Williams		1 0.00%	- John Onanian		1 0.00%
- Alvina Lacasse		1 0.00%	- Jane Paone		1 0.00%
- Alex Cabininian		1 0.00%	- Janet Cohen		4 0.02%
- Angelo Marella		1 0.00%	- Karen Levin		3 0.01%
- Anand Tamhankar		1 0.00%	- Kevin Campbell		1 0.00%
- Bob Shinn		1 0.00%	- Karl Marx		1 0.00%
- Bob Moran		4 0.02%	- L Katz		1 0.00%
- Timothy Butts		1 0.00%	- Cary Lubkin		1 0.00%
- Bethany Lau		1 0.00%	- Louise Connan		1 0.00%
- Marie Budroe		1 0.00%	- Leslie Sheppard		1 0.00%
- Bill Maher		1 0.00%	- Lynn Besancon		1 0.00%
- Benjamin Perloff		1 0.00%	- Linda Hess		1 0.00%
- Barry Simms		4 0.02%	- Linda King		1 0.00%
- Barb Zeiger		1 0.00%	- Lawyer Chapman		1 0.00%
- Barbara Bubel		1 0.00%	- Larry Glazer		1 0.00%
- Bruce Shannon		1 0.00%	- Laura Rotter		1 0.00%
- Casey Bartholomew		34 0.15%	- Mickey Mouse		10 0.05%
- Chasey Utley		1 0.00%	- Michael Levin		0 0.00%
- Barbara Cheston		1 0.00%	- Maxwell Silverman		1 0.00%
- Christ Christie		7 0.03%	- Matt Geis		1 0.00%
- Carol Matlack		1 0.00%	- Marie Budroe		1 0.00%
- Diane Markowitz		1 0.00%	- Marybeth Seaman		1 0.00%
- Dan Keashen		1 0.00%	- Mark Franz		1 0.00%
- Dennis Myerson		1 0.00%	- Marc Doyle		1 0.00%
- Donald Duck		5 0.02%	- Mark Bartusis		1 0.00%
- Dorothy Vanette		2 0.01%	- Margaret Martin		1 0.00%
- Ed Hart		2 0.01%	- Morton Sherman		1 0.00%
- Ed Sullivan		1 0.00%	- Naomi Lubkin		1 0.00%
- Edward Schulsinger		1 0.00%	- Ozzie Adamson		3 0.01%
- Elizabeth Young		1 0.00%	- Pat McCargo		1 0.00%
- Frederick Iulucci		1 0.00%	- Pete Giambrone		1 0.00%
- Frank Orland		2 0.01%	- Patti Walsh		2 0.01%
- Frank Aeillo		1 0.00%	- Patrick Carroll		2 0.01%
- Geoffrey White		3 0.01%	- Paul Kelly		1 0.00%
- Geoff DeVoe		1 0.00%	- Paul Veazey		2 0.01%
- Glen Mohrfeld		1 0.00%	- Paul McCiellan		1 0.00%
- Greg Bruno		2 0.01%	- Paul Kalata		1 0.00%
- Groucho Marx		1 0.00%	- Paul Lacolla		1 0.00%
			- Phyllis Jones		1 0.00%
			- Ray Rossi		7 0.03%

Annual School Election
 April 20, 2010
 Summary Report
 Camden County
 OFFICIAL ELECTION RESULTS

Local BOE- Cherry Hill Township (cont' (22)	22/22 100.00%	Local BOE- Cherry Hill Township (cont' (22)	22/22 100.00%
- Ray Bartholomew	1 0.00%	- John DiIullo	1 0.00%
- Robert Moran	13 0.06%	- Kathy Keller	1 0.00%
- Robert Kempf	1 0.00%	- Kathi Magee	2 0.01%
- Robert Shinn	2 0.01%	- Keith Haines	1 0.00%
- Robert Chung	1 0.00%	- Kenny Dodo	1 0.00%
- Rick Bell	1 0.00%	- Ken McGill	1 0.00%
- Richard Bell	1 0.00%	- Ken Hartman	1 0.00%
- Richard Peck	2 0.01%	- Krista White	1 0.00%
- Ryan Gross	2 0.01%	- Karen Rubinson	2 0.01%
- Sayoko Parker	1 0.00%	- Leo Lachcik	1 0.00%
- Steve Whitney	1 0.00%	- Naomi Lubkin	1 0.00%
- Stephen Watson	1 0.00%	- Louise Donnian	1 0.00%
- Steven Shore	1 0.00%	- Louis Papa	2 0.01%
- Sidney Katz	2 0.01%	- Leslie Sheppard	1 0.00%
- Stuart Dubin	1 0.00%	- Louis Greenwald	1 0.00%
- Stuart Chafeitz	2 0.01%	- Lynn Delsing	1 0.00%
- Surendar Malhotra	1 0.00%	- Liam McGrory	1 0.00%
- Taylor Lattany	1 0.00%	- Laure McClellan	1 0.00%
- Tom Yarnall	18 0.08%	- Mike Gross	1 0.00%
- Tony Saccomano	1 0.00%	- Melvin Markowitz	1 0.00%
- Tom Lee Jones	1 0.00%	- Monique Randolph	1 0.00%
- Tom McAneney	1 0.00%	- Marge Martin	1 0.00%
- Thomas Boyd	1 0.00%	- Margaret Martin	1 0.00%
- Teryl Torres	1 0.00%	- Margaret Mele	1 0.00%
- Val Boyarsky	2 0.01%	- Marlyn Kalitan	1 0.00%
- Vince Papale	1 0.00%	- Maureen Rowan	2 0.01%
- Vincent M Capone	1 0.00%	- Ray Rorri	1 0.00%
- Wade Houlihan	1 0.00%	- Robert Andrey	1 0.00%
- Will Wiebalck	1 0.00%	- Rose Dinoto	1 0.00%
- William Druckaman	1 0.00%	- Ranjit Suresh	1 0.00%
- Alex Levin	1 0.00%	- Shane Victorino	1 0.00%
- Angel Iqueaeillo	1 0.00%	- Sherry Mendolera	1 0.00%
- Bob Esposto	1 0.00%	- Ted Lavoie	1 0.00%
- Betty Walton	1 0.00%	- Thomas A Murphy	1 0.00%
- Donna Bell	1 0.00%	- Theresa Shore	1 0.00%
- Daniel DiRenzo	1 0.00%	- Teresa Morfeld	1 0.00%
- Daniel Perloff	1 0.00%	- Will Wiebalck	1 0.00%
- Elaine Carroll	1 0.00%	- Yanell Holiday	1 0.00%
- Fidel Castro	1 0.00%	- Al Kerkates	1 0.00%
- Geta Tyrrel	1 0.00%	- Albert Brizzi	1 0.00%
- Gary Farnesi	1 0.00%	- Allison Snyder	1 0.00%
- Greg Bruno	3 0.01%	- Alene Almond	1 0.00%
- George Bush	1 0.00%	- Amy Minessale	1 0.00%
- George Lawton	1 0.00%	- Annette Boyd	1 0.00%
- Geg Tyrrell	1 0.00%	- Andrew Sloan	2 0.01%
- Gregory Schanne	1 0.00%	- Bugs Bunny	1 0.00%
- Hernandez Torres	1 0.00%	- Beth McFeeley	1 0.00%
- Joseph Minessale Sr	1 0.00%	- Bill Withers	1 0.00%
- Joanne White	1 0.00%	- Bill Rowen	1 0.00%
- John Jones	1 0.00%	- Barbara Bubel	1 0.00%
- Jon Pliskin	1 0.00%	- Barack Obama	1 0.00%
- Jim Gearheart	2 0.01%	- C Sobkiw	1 0.00%

Annual School Election
 April 20, 2010
 Summary Report
 Camden County
OFFICIAL ELECTION RESULTS

Local BOE- Cherry Hill Township (cont'c (22)	22/22 100.00%	Local BOE- Cherry Hill Township (cont'c (22)	22/22 100.00%
- Cooper Mazajewski	1 0.00%	- Robert Laux	2 0.00%
- David Parker	1 0.00%	- Kris Espinosa	2 0.00%
- Dennis Malloy	2 0.01%	- Michael Lorenz	1 0.00%
- Denis C Myerson	1 0.00%	- Robert Goldman	1 0.00%
- Ed Fisher	1 0.00%	- Andrew Reese	1 0.00%
- Fred Flintstone	1 0.00%	- Anna Marie Marzolla	1 0.00%
- Glen Mohrfeld	1 0.00%	- James Maher	1 0.00%
- Greg Bruno	2 0.01%	- Thomas Weber	1 0.00%
- Gregory Tyrell	1 0.00%	- Edward T. MacMoran	1 0.00%
- Hedva Levn	1 0.00%	- Jeffrey Hallowniczky	1 0.00%
- Heather Zepski	1 0.00%	- Kevin Seta	1 0.00%
- Herb Applesen	1 0.00%	- Chris Branis	1 0.00%
- Joe Friedman	1 0.00%	- Louis Sarandonlis	1 0.00%
- Jack Rothkopf	1 0.00%	- Jack Shork	1 0.00%
- Joanne White	1 0.00%	- Andrew Klein	1 0.00%
- John Hanifin	1 0.00%	- Robert Baker	1 0.00%
- John Smith	1 0.00%	- Robert Bason	1 0.00%
- Jim Kellmer	1 0.00%	- Edward Dodd	1 0.00%
- Ken Hartman	1 0.00%	- Barbara Sielaff	1 0.00%
- Krista White	1 0.00%	- Michelle Clark	1 0.00%
- Luke Semar	2 0.01%	- Ian Southworth	1 0.00%
- Louise Donnian	1 0.00%	- Sal Caputo	1 0.00%
- Leslie Sheppard	1 0.00%	- Meg Hamill	1 0.00%
- Mike Hunt	1 0.00%	- Peter Rochford	1 0.00%
- Michelle Burbon	1 0.00%	- Lewis Bivona	1 0.00%
- Miloslav Kajanek	1 0.00%	- Albert Faiola	1 0.00%
- Margaret Stridick	1 0.00%	- Patrick Huegel	1 0.00%
- Margaret Tyrrell	1 0.00%	- Antonio Faiok	1 0.00%
- Maureen Rowen	1 0.00%	- Ted Levy	1 0.00%
- Nancy Muldowny	1 0.00%		
- Peter Iannuzzi	2 0.01%	Total ...	21,824 100.00%
- Raptor Jesus	1 0.00%	Cherry Hill Proposal	(22) 22/22 100.00%
- Rupert Pupkin	1 0.00%	Under Votes: 35	
- Raju Patel	1 0.00%	Over Votes: 0	
- Richard J Brown	1 0.00%	- Yes	5,390 47.86%
- Ruth Schultz	1 0.00%	- No	5,872 52.14%
- Roland E Parks Jr	1 0.00%		
- Steve Wennick	1 0.00%	Total ...	11,262 100.00%
- Stuart Katinsky	1 0.00%	Local BOE- Chesilhurst Boro	(1) 1/1 100.00%
- Sarah Perloff	1 0.00%	Under Votes: 177	
- Ted Kilsdonk	2 0.01%	Over Votes: 0	
- Terrie Atkins	1 0.00%	- Maria Littles	49 31.21%
- Teresa Viggiano	1 0.00%	- Mary Ellen Tillmon	49 31.21%
- Wade Houlihan	1 0.00%	- Henrietta Coombs	51 32.48%
- Will Wiebalck	1 0.00%	Write-In	
- William Kunkle	1 0.00%	- Rejected Write-In 1	1 0.64%
- William Rowan	1 0.00%	- Casey Bartholomew	2 1.27%
- Randy Wilcox	1 0.00%	- Jim Sacco	1 0.64%
- Josef Stalin	1 0.00%	- Deborah Sacco	1 0.64%
- Charles Mason	1 0.00%	- Shirley V. Jest	1 0.64%
- Minnie Mouse	3 0.00%	- Ben Dover	1 0.64%
- Mary Babitz	1 0.00%		

Annual School Election
April 20, 2010
Summary Report
Camden County
OFFICIAL ELECTION RESULTS

Local BOE- Chesilhurst Boro (cont'd...) (1) 1/1 100.00%	Local BOE- Collingswood Boro (cont'd..) (6) 6/6 100.00%
- Phil McCrackin 1 0.64%	- Stephen T. Rydzewski 1,148 32.63%
Total ... 157 100.00%	Write-In
Chesilhurst Proposal (1) 1/1 100.00%	- Rejected Write-In 1 6 0.17%
Under Votes: 2	- Rejected Write-In 2 11 0.31%
Over Votes: 0	- Rejected Write-In 3 13 0.37%
- Yes 22 18.97%	- Guy Fawkes 1 0.03%
- No 94 81.03%	- Alex Riley 1 0.03%
Total ... 116 100.00%	- Brian Shannon 1 0.03%
Local BOE- Clementon Boro (1) 1/1 100.00%	- Brian McDevitt 1 0.03%
Under Votes: 475	- Casey Bartholomew 8 0.23%
Over Votes: 0	- Charissa Hrorek 2 0.06%
- Kathleen Rappold 263 34.20%	- D. M. Sheehan 1 0.03%
- William Weyland 240 31.21%	- Dennis Malloy 3 0.09%
- Sara A. Paranzino 252 32.77%	- George Kao 1 0.03%
Write-In	- Keith Hastings 1 0.03%
- Rejected Write-In 1 0.13%	- Joe Yankanich 1 0.03%
- Rejected Write-In 2 0.26%	- Jeffrey Kasten 3 0.09%
- Rejected Write-In 3 0.39%	- Joseph McMonagle 2 0.06%
- Greg Brusieski 1 0.13%	- Joseph Marks 1 0.03%
- Casey Bartholomew 1 0.13%	- Jason Walton 1 0.03%
- Paul Musciano 2 0.26%	- John Dennis 1 0.03%
- Victor Musciano 2 0.26%	- Lou Capelli 1 0.03%
- Kathleen Musciano 2 0.26%	- Lisa Marchionne 1 0.03%
Total ... 769 100.00%	- Micky Mouse 1 0.03%
Local BOE Clementon Boro UNEX (1) 1/1 100.00%	- Maureen O'Donnell 1 0.03%
Under Votes: 141	- Roger Adams 2 0.06%
Over Votes: 0	- Richard Everill 1 0.03%
- William Dilworth 270 98.54%	- Steve Delaney 2 0.06%
Write-In	- Sylvia Twersky-Bumgardne 1 0.03%
- Rejected Write-In 2 0.73%	- Tom Hanson 1 0.03%
- Greg J. Brusiewski 1 0.36%	- William Jilinek 1 0.03%
- Susan Hienshke 1 0.36%	- William Lutz 1 0.03%
Total ... 274 100.00%	- Al Franken 1 0.03%
Clementon Proposal (1) 1/1 100.00%	- Andrew Faupel 1 0.03%
Under Votes: 1	- Bill Woods 1 0.03%
Over Votes: 0	- Christine Roseboro 1 0.03%
- Yes 188 44.98%	- Helen Adams 1 0.03%
- No 230 55.02%	- Joseph DiBartolemeo 1 0.03%
Total ... 418 100.00%	- Justine McGinley 1 0.03%
Local BOE- Collingswood Boro (6) 6/6 100.00%	- John Doe 1 0.03%
Under Votes: 1373	- Paul McKissick 1 0.03%
Over Votes: 0	- Ray Rossi 2 0.06%
- David N. Routzahn Jr. 1,083 30.78%	- Rick Noce 1 0.03%
- Lisa C. Soulos 1,181 33.57%	- Andrew Faupel 1 0.03%
	- Bob Ingie 2 0.06%
	- Caral Smith 1 0.03%
	- Helene Adams 1 0.03%
	- Joe DiNella 2 0.06%
	- Joshua Wiener 1 0.03%
	- Jacob Arnoid 1 0.03%
	- Jim Post 1 0.03%
	- Ray Rosse 1 0.03%

Annual School Election
 April 20, 2010
 Summary Report
 Camden County
OFFICIAL ELECTION RESULTS

Local BOE- Collingswood Boro (cont'd.. (6) 6/6 100.00%			Local BOE- Gloucester City (cont'd...) (6) 6/6 100.00%		
- Sean Cockerill	1	0.03%	- Adam Baker	399	21.73%
- Terry Moody	1	0.03%	- Kimberly Waddington	312	16.99%
- William Filinuk	1	0.03%	- W. Bruce Marks	382	20.81%
- Kathleen A Sheridan	1	0.03%	Write-In		
- John Melilli	1	0.03%	- Rejected Write-In 1	1	0.05%
- Ray Czarkowski	1	0.03%	- Rejected Write-In 2	1	0.05%
- David Bergstraih	1	0.03%	- Casey Bartholomew	2	0.11%
- Trish Stenhauer	1	0.03%	- Maureen Tansey	1	0.05%
Total ...	3,518	100.00%	- Thomas Michel	1	0.05%
			- Thomas Dimmick	1	0.05%
Collingswood Proposal (6) 6/6 100.00%			- Mickey Mouse	1	0.05%
Under Votes: 3			- Michael Burkhardt Sr	1	0.05%
Over Votes: 0			- Steve Lipski	1	0.05%
- Yes	990	58.58%	Total ...	1,836	100.00%
- No	700	41.42%			
Total ...	1,690	100.00%	Local BOE Gloucester City UNEX (6) 6/6 100.00%		
			Under Votes: 230		
Local BOE- Gibbsboro Boro (1) 1/1 100.00%			Over Votes: 0		
Under Votes: 597			- Linda Bittmann	551	99.28%
Over Votes: 0			Write-In		
- Joyce Miller	292	46.57%	- Linda Bittman	1	0.18%
- Peggy Mason	304	48.48%	- Maureen Tansey	1	0.18%
Write-In			- Tina LaCasse	1	0.18%
- Anna Braddock	4	0.64%	- Tim Duffy	1	0.18%
- Campbell Johnson	1	0.16%	Total ...	555	100.00%
- Jennifer Johns	1	0.16%			
- William Fox	1	0.16%	Gloucester City Proposal (6) 6/6 100.00%		
- Dawn Williams	1	0.16%	Under Votes: 4		
- Ed Cambell	1	0.16%	Over Votes: 0		
- Maggie Moy	14	2.23%	- Yes	400	51.22%
- Tammy Williams	1	0.16%	- No	381	48.78%
- Thomas Egan	1	0.16%	Total ...	781	100.00%
- Tracy Borden	3	0.48%			
- Rejected Write-in	3	0.48%	Local BOE- Gloucester Twp. K-8 (12) 12/12 100.00%		
- Doreen McPee	1	0.16%	Under Votes: 10659		
Total ...	627	100.00%	Over Votes: 0		
			- Linda K. Gilch	3,849	32.80%
Gibbsboro Proposal (1) 1/1 100.00%			- William Collins	3,825	32.60%
Under Votes: 17			- Ellen Reese	3,804	32.42%
Over Votes: 0			- Rejected Write-In 1	18	0.15%
- Yes	219	55.58%	- Rejected Write-In 2	21	0.18%
- No	175	44.42%	- Rejected Write-In 3	25	0.21%
Total ...	394	100.00%	Write-In		
			- Anthony Young	1	0.01%
Local BOE- Gloucester City (6) 6/6 100.00%			- Bob Moffett	1	0.01%
Under Votes: 516			- Bob Ingle	1	0.01%
Over Votes: 0			- Berndette Coyle	1	0.01%
- Victoria Schafer	268	14.60%	- Casey Bartholomew	15	0.13%
- Patrick R. Hagan	465	25.33%	- Claude Kelly	1	0.01%
			- Cindi Iezzi	1	0.01%

Annual School Election

April 20, 2010

Summary Report

Camden County

OFFICIAL ELECTION RESULTS

Local BOE- Gloucester Twp. K-8 (cont'd) (12)	12/12 100.00%	Local BOE- Gloucester Twp. K-8 (cont'd) (12)	12/12 100.00%
- Jeffery Craft	1 0.01%	- Walt Spain	1 0.01%
- Chris Christie	3 0.03%	- Warren Strumpfer	1 0.01%
- Crystal Evans	1 0.01%	- Zach Kinsella	1 0.01%
- Charles Holt	4 0.03%	- Alan Ferraro	1 0.01%
- David Rever	1 0.01%	- Bugs Bunny	1 0.01%
- Diane Nafis	2 0.02%	- Bryant Elmer	1 0.01%
- Dan Digiovacchino	1 0.01%	- Cathy Wagneg	1 0.01%
- Dennis Malloy	1 0.01%	- D Lucia	1 0.01%
- Diane Jones	1 0.01%	- Diane Cheeseman	1 0.01%
- Donald Duck	1 0.01%	- Diaan Bad	1 0.01%
- Domenic Monaco	2 0.02%	- Dennis Malloy	2 0.02%
- Joe Piepszowski	4 0.03%	- Donald Nafis	1 0.01%
- Dorothy Sapio	1 0.01%	- Donald Duck	2 0.02%
- Dorothy Fricks	1 0.01%	- Ernest Atella	1 0.01%
- Edward Getley	1 0.01%	- Francis McGovern Jr	1 0.01%
- Elmer Fudd	1 0.01%	- Gloria Pasquarello	1 0.01%
- Eric Henderson	1 0.01%	- Gerry Breeze	1 0.01%
- Ickey Mouse	1 0.01%	- Heather Harris	1 0.01%
- Joe Ouellette	1 0.01%	- Joe Pilla	1 0.01%
- J Bucherer	1 0.01%	- Jun Bug	1 0.01%
- Jeffery Craft	1 0.01%	- James Holderman	1 0.01%
- Jeffery Booker	1 0.01%	- Kevin Muldoon	1 0.01%
- Joseph Derosa	1 0.01%	- Kathy Wagner	1 0.01%
- Joseph Balloon	1 0.01%	- Karin Barth	1 0.01%
- Jason Walker	1 0.01%	- Lisa Delrocini	1 0.01%
- Judy Jones	1 0.01%	- Megan Haindl	1 0.01%
- Kayte Jewells	39 0.33%	- Mary Kate Pasquarello	1 0.01%
- John Davies	1 0.01%	- Mark Martin	1 0.01%
- Juan Estada	1 0.01%	- Phanthom Holt	4 0.03%
- John Huhn	1 0.01%	- Robert Vessel	1 0.01%
- James E. Fehon	1 0.01%	- Rosie DiJosie	1 0.01%
- Kevin Piccolo	1 0.01%	- Scot Urquhart	1 0.01%
- Kevin Muldoon	1 0.01%	- Tina Kanagie	1 0.01%
- Karl Wirtz	1 0.01%	- Tom Connor	1 0.01%
- Lael Brattan	1 0.01%	- Theresa Williams	1 0.01%
- Lori Longo	1 0.01%	- Cookie Connor	1 0.01%
- Mickey Mouse	6 0.05%	- Chuck Palumboob	1 0.01%
- Mike Kasprack	1 0.01%	- Cecilia Burgy	1 0.01%
- Michael Power	1 0.01%	- Daffy Duck	1 0.01%
- Margaret Corchnoy	1 0.01%	- Donna Polidoro	1 0.01%
- Nickie Trashbox	1 0.01%	- Florence Raffa	1 0.01%
- Nicholas Monaco	1 0.01%	- Lisa Au Yang	1 0.01%
- Pat Stanton	1 0.01%	- Mattie Gadson	1 0.01%
- Pat Wilson	1 0.01%	- Rose Crew	1 0.01%
- Ray Rossi	4 0.03%	- Ralph Johnson	1 0.01%
- Roxy Holderman	1 0.01%	- Ron Barnstead	1 0.01%
- Ronald Lavish	1 0.01%	- Syl Stanton	1 0.01%
- Steven Fluharty Jr.	1 0.01%	- Tinker Bell	1 0.01%
- Steven Morris	1 0.01%	- Gary Saunders	1 0.01%
- Sam Palmucci	1 0.01%	- Eric Ulrich	1 0.01%
- Terry Howard	1 0.01%	- Dennis Palmer	1 0.01%
- Vincent Gianfrancesco	1 0.01%	- Mike Kelly	1 0.01%

Annual School Election
 April 20, 2010
 Summary Report
 Camden County
 OFFICIAL ELECTION RESULTS

<u>Local BOE- Gloucester Twp. K-8 (cont'd (12)</u>	12/12	100.00%	<u>Local BOE- Haddon Township (cont'd...)</u>	(7)	7/7	100.00%
- John J Deserable	1	0.01%	- Robert Lawrie	1	0.02%	
- Kathleen Connelly	1	0.01%	- Skip Swan	1	0.02%	
- Patricia Connelly	1	0.01%	- Scot Decristofaro	1	0.02%	
- Mary Craig	1	0.01%	- Strom Thurmond	1	0.02%	
- Michelle Brown	1	0.01%	- Sally Duva	2	0.04%	
- Sherman Burt Jr	1	0.01%	- Thomas Barbieri	1	0.02%	
- Adrienne McManis	1	0.01%	- Bill Burns	1	0.02%	
	Total ...	11,733 100.00%	- Chris Spencer	1	0.02%	
<u>Gloucester Twp. Proposal (12)</u>	12/12	100.00%	- Chris Wawak	1	0.02%	
Under Votes: 188			- Dominic Olivo	1	0.02%	
Over Votes: 0			- Ed Bowe	1	0.02%	
- Yes	3,796	51.11%	- Joseph Serico	1	0.02%	
- No	3,631	48.89%	- Joseph Burke	1	0.02%	
	Total ...	7,427 100.00%	- Jason Galiazzi	1	0.02%	
<u>Local BOE- Haddon Township (7)</u>	7/7	100.00%	- John Lauriello	1	0.02%	
Under Votes: 2127			- John Mancine	1	0.02%	
Over Votes: 0			- John McCloskey	1	0.02%	
- Mark Cavallo	1,698	33.19%	- John Zullo	1	0.02%	
- James Mulroy	1,644	32.13%	- James Laurito	1	0.02%	
- Bonnie Richards	1,624	31.74%	- Kim Lawrie	1	0.02%	
Write-In			- Lisa Orensky	3	0.06%	
- Rejected Write-In 1	17	0.33%	- Lady Murphy	1	0.02%	
- Rejected Write-In 2	17	0.33%	- Martin Walsh	1	0.02%	
- Rejected Write-In 3	15	0.29%	- Nick Turse	1	0.02%	
- Angela Ditommaso	18	0.35%	- Ray Rossi	3	0.06%	
- Anthony DiAmore	1	0.02%	- Will Ferrell	1	0.02%	
- Bob Mancine	1	0.02%	- Catherine Fallon	1	0.02%	
- Bob Davy	3	0.06%	- Daniel Metz	1	0.02%	
- Ben Murphy	1	0.02%	- Domanick Olivo	1	0.02%	
- Casey Bartholomew	10	0.20%	- Gary Cola	1	0.02%	
- Conor Madden	1	0.02%	- Kathryn Lauriello	1	0.02%	
- Chris Wawak	1	0.02%	- Nick Bernardo	1	0.02%	
- Craig Carton	1	0.02%	- Robert Schmidt	1	0.02%	
- Christine Poyet	2	0.04%	- Linda Rohrer	1	0.02%	
- David Boulden	1	0.02%	- Scott Goldberg	1	0.02%	
- Dana McGovern	1	0.02%	- Steve Harris	1	0.02%	
- Edward Bowe	1	0.02%	- Sandra Zullo	1	0.02%	
- Jesus Christ	1	0.02%	- Tom Dailey	1	0.02%	
- John Wayne	1	0.02%	- William Doty	1	0.02%	
- Joanne Olliovanni	1	0.02%	- Larry Gasperone	1	0.02%	
- James Catrambone	1	0.02%				Total ... 5,115 99.98%
- James Ellison	1	0.02%	<u>Haddon Twp. Proposal (7)</u>	7/7	100.00%	
- Janel Sum	1	0.02%	Under Votes: 11			
- Kerry O'Connor	1	0.02%	Over Votes: 0			
- Lisa Wawak	1	0.02%	- Yes	1,130	46.83%	
- John Lauriello	1	0.02%	- No	1,283	53.17%	
- Mickey Mouse	1	0.02%				Total ... 2,413 100.00%
- Michael Skabla	2	0.04%				
- Paul Gilligan	1	0.02%				

Annual School Election
 April 20, 2010
 Summary Report
 Camden County
 OFFICIAL ELECTION RESULTS

Local BOE- Haddonfield Boro	(5)	5/5 100.00%	Local BOE- Haddon Heights Boro (cont'	(3)	3/3 100.00%
Under Votes: 2246			- Theresa M. Mc Gee	1,001	28.57%
Over Votes: 0			- Joseph Lucia	900	25.68%
- David Raymond	1,141	16.48%	Write-In		
- F. Joseph Ehrhardt	1,568	22.65%	- Rejected Write-In 1	3	0.09%
- Christopher J. Basner	792	11.44%	- Rejected Write-In 2	3	0.09%
- Steven D. Weinstein	1,635	23.61%	- Rejected Write-In 3	1	0.03%
- Cheryl E. Laney	1,748	25.25%	- Audrey DiRenzo	39	1.11%
Write-In			- Amedeo Fortuna	2	0.06%
- Rejected Write-In 1	5	0.07%	- Claudine Ayscue	2	0.06%
- Rejected Write-In 2	5	0.07%	- Chris Christie	3	0.09%
- Rejected Write-In 3	1	0.01%	- Dean Floro	2	0.06%
- Adrienne Cutter	1	0.01%	- Frank Weckerly	1	0.03%
- Beth Glenon	1	0.01%	- Greg McAdams	1	0.03%
- Benjamin Parvey	1	0.01%	- Joe Smith	1	0.03%
- Ed Nowicki	1	0.01%	- James Randi	1	0.03%
- Herbert Hess	4	0.05%	- Lou Vogel	1	0.03%
- Howard Gillette	1	0.01%	- Mike O'Brien	0	0.00%
- Joe Walsh	1	0.01%	- Peggy Floro	1	0.03%
- Jon Robins	1	0.01%	- Robin Gottilla	1	0.03%
- John Foster	1	0.01%	- Steve Ayscue	3	0.09%
- Linda Bolger	1	0.01%	- Sherrill Raws	1	0.03%
- Matthew Wolf	3	0.04%	- Thomas Jefferson	1	0.03%
- Scarlett Kinsey	0	0.00%	- Trish Shields	1	0.03%
- Tish Colombi	1	0.01%	- Beverly Swartz	1	0.03%
- Thomas Dickson	1	0.01%	- Ben Franklin	1	0.03%
- William Lee	1	0.01%	- Casey Bartholomew	2	0.06%
- Brendan Kelly	1	0.01%	- Dennis Manning	1	0.03%
- Edward DeMarco	1	0.01%	- Elizabeth Wells	1	0.03%
- Kira Kinsey	1	0.01%	- Tod Fischer	1	0.03%
- Casey Bartholomew	1	0.01%	- Deborah Homeff	1	0.03%
- Evan Goberman	1	0.01%	- George Washington	1	0.03%
- Jodine Nieman	1	0.01%	- Kathleen Fischer	1	0.03%
- Michael Miller	1	0.01%	- Mickey Mouse	1	0.03%
- Maureen Eyles	1	0.01%	- Paul Whitman	1	0.03%
- Robert J. Twitchell	1	0.01%	- Rick DiRenzo	1	0.03%
- Derek T. Miller	1	0.01%	- Theresa Pietsch	1	0.03%
Total ...	6,924	100.00%	Total ...	3,504	100.00%
Haddonfield Proposal	(5)	5/5 100.00%	Haddon Heights Proposal	(3)	3/3 100.00%
Under Votes: 9			Under Votes: 9		
Over Votes: 0			Over Votes: 0		
- Yes	1,924	62.81%	- Yes	955	58.59%
- No	1,139	37.19%	- No	675	41.41%
Total ...	3,063	100.00%	Total ...	1,630	100.00%
Local BOE- Haddon Heights Boro	(3)	3/3 100.00%	Local BOE- Hi-Nella Boro	(1)	1/1 100.00%
Under Votes: 1358			Under Votes: 2		
Over Votes: 0			Over Votes: 0		
- Lisa Long	1,056	30.14%	- Karen Cunningham	44	100.00%
- Gregory Solly	465	13.27%			

Annual School Election
 April 20, 2010
 Summary Report
 Camden County
 OFFICIAL ELECTION RESULTS

Local BOE- Hi-Nella Boro (cont'd...) (1) 1/1 100.00%	Laurel Springs Proposal (cont'd...) (1) 1/1 100.00%
Write-In	- No 167 53.87%
Total ...	Total ... 310 100.00%
Local BOE-Hi-Nella Boro UNEX (1) 1/1 100.00%	Local BOE- Lawnside Boro (1) 1/1 100.00%
Under Votes: 67	Under Votes: 263
Over Votes: 0	Over Votes: 0
Write-In	- Lovelle Kendall 265 25.17%
- Rejected Write-in 3 17.65%	- Dawn Wright-Mc Leod 333 31.62%
- Gary Tomar 1 5.88%	- Donica Venable 302 28.68%
- John McMordie 13 76.47%	- Anthony Bland 148 14.06%
Total ...	Write-In
Total ...	- Rejected Write-In 3 0.27%
Total ...	- Freo Robinson 1 0.09%
Hi-Nella Proposal (1) 1/1 100.00%	Laurel Springs Proposal (1) 1/1 100.00%
Under Votes: 4	Under Votes: 4
Over Votes: 0	Over Votes: 0
- Yes 26 61.90%	- Mickey Mouse 1 0.09%
- No 16 38.10%	Total ... 1,053 100.00%
Total ...	Lawnside Proposal (1) 1/1 100.00%
Total ...	Under Votes: 16
Local BOE- Laurel Springs Boro (1) 1/1 100.00%	Lawnside Proposal No. 2 (1) 1/1 100.00%
Under Votes: 436	Under Votes: 18
Over Votes: 0	Over Votes: 0
- Monica Korn 231 47.83%	- Yes 221 52.37%
- Elizabeth Hobbs 198 40.99%	- No 201 47.63%
Write-In	Total ... 422 100.00%
- Rejected Write-in 1 0.21%	Local BOE- Lindenwold Boro (3) 3/3 100.00%
- Rejected Write-in 2 0.41%	Under Votes: 791
- Rejected Write-in 3 0.00%	Over Votes: 0
- Alison Manny 14 2.90%	- Cathy Moncrief 448 27.67%
- Bob Elder 1 0.21%	- Neil Doakley 318 19.64%
- Barbara Brown 18 3.73%	- Jean Massey 455 28.10%
- Joanne Hagan 2 0.41%	- Kevin Mc Gahey 355 21.93%
- Scott Giordano 2 0.41%	Write-In
- Vickie Pelcak 3 0.62%	- Rejected Write-In 1 0.19%
- Barbara Wood 1 0.21%	- Rejected Write-In 2 7 0.43%
- Casey Bartholemew 1 0.21%	- Rejected Write-In 3 7 0.43%
- Deborah Chiarulli 2 0.41%	- Alethia Smith 1 0.06%
- Howard Miller 1 0.21%	- Amy Hoppel 2 0.12%
- Joanne Palladino 1 0.21%	- Casey Bartholemew 5 0.31%
- Michael Mercer 2 0.41%	- Don Verhoorn 1 0.06%
- Robert Delesky 1 0.21%	- George Bush 1 0.06%
- Terri Faulkner 1 0.21%	- Inna Guy 1 0.06%
Total ...	- Joe Doe 1 0.06%
Total ...	- Mickey Mouse 1 0.06%
Laurel Springs Proposal (1) 1/1 100.00%	
Under Votes: 4	
Over Votes: 0	
- Yes 143 46.13%	

Annual School Election
 April 20, 2010
 Summary Report
 Camden County
 OFFICIAL ELECTION RESULTS

<table border="0" style="width: 100%;"> <tr> <td style="border-bottom: 1px solid black;">Local BOE- Lindenwold Boro (cont'd...)</td> <td style="text-align: right;">(3)</td> <td style="text-align: right;">3/3 100.00%</td> </tr> <tr> <td>- Nora McPherson</td> <td style="text-align: right;">1</td> <td style="text-align: right;">0.06%</td> </tr> <tr> <td>- Robert Steber</td> <td style="text-align: right;">1</td> <td style="text-align: right;">0.06%</td> </tr> <tr> <td>- Zeenada Kirkland</td> <td style="text-align: right;">1</td> <td style="text-align: right;">0.06%</td> </tr> <tr> <td>- Donald Duck</td> <td style="text-align: right;">1</td> <td style="text-align: right;">0.06%</td> </tr> <tr> <td>- Donald Trump</td> <td style="text-align: right;">1</td> <td style="text-align: right;">0.06%</td> </tr> <tr> <td>- Ray Rossi</td> <td style="text-align: right;">1</td> <td style="text-align: right;">0.06%</td> </tr> <tr> <td>- Robert Steber</td> <td style="text-align: right;">1</td> <td style="text-align: right;">0.06%</td> </tr> <tr> <td>- Stanley McPherson</td> <td style="text-align: right;">1</td> <td style="text-align: right;">0.06%</td> </tr> <tr> <td>- Earl Burkett</td> <td style="text-align: right;">1</td> <td style="text-align: right;">0.06%</td> </tr> <tr> <td>- Frank Delucca Jr.</td> <td style="text-align: right;">1</td> <td style="text-align: right;">0.06%</td> </tr> <tr> <td>- Robert Steber</td> <td style="text-align: right;">1</td> <td style="text-align: right;">0.06%</td> </tr> <tr> <td>- Vance Morine</td> <td style="text-align: right;">1</td> <td style="text-align: right;">0.06%</td> </tr> <tr> <td>- Wo Fat</td> <td style="text-align: right;">1</td> <td style="text-align: right;">0.06%</td> </tr> <tr> <td>- Warren Woywood</td> <td style="text-align: right;">1</td> <td style="text-align: right;">0.06%</td> </tr> <tr> <td style="text-align: right;">Total ...</td> <td style="text-align: right;">1,619</td> <td style="text-align: right;">100.00%</td> </tr> </table>	Local BOE- Lindenwold Boro (cont'd...)	(3)	3/3 100.00%	- Nora McPherson	1	0.06%	- Robert Steber	1	0.06%	- Zeenada Kirkland	1	0.06%	- Donald Duck	1	0.06%	- Donald Trump	1	0.06%	- Ray Rossi	1	0.06%	- Robert Steber	1	0.06%	- Stanley McPherson	1	0.06%	- Earl Burkett	1	0.06%	- Frank Delucca Jr.	1	0.06%	- Robert Steber	1	0.06%	- Vance Morine	1	0.06%	- Wo Fat	1	0.06%	- Warren Woywood	1	0.06%	Total ...	1,619	100.00%	<table border="0" style="width: 100%;"> <tr> <td style="border-bottom: 1px solid black;">Local BOE-Magnolia Boro (cont'd...)</td> <td style="text-align: right;">(1)</td> <td style="text-align: right;">1/1 100.00%</td> </tr> <tr> <td>- Casey Bartholomew</td> <td style="text-align: right;">1</td> <td style="text-align: right;">0.15%</td> </tr> <tr> <td>- Drew Andersen</td> <td style="text-align: right;">4</td> <td style="text-align: right;">0.62%</td> </tr> <tr> <td>- John Doan</td> <td style="text-align: right;">1</td> <td style="text-align: right;">0.15%</td> </tr> <tr> <td>- Jennifer Gray</td> <td style="text-align: right;">11</td> <td style="text-align: right;">1.70%</td> </tr> <tr> <td>- Kelly Stout</td> <td style="text-align: right;">18</td> <td style="text-align: right;">2.79%</td> </tr> <tr> <td>- Karen Warden</td> <td style="text-align: right;">1</td> <td style="text-align: right;">0.15%</td> </tr> <tr> <td>- Mickey Mouse</td> <td style="text-align: right;">1</td> <td style="text-align: right;">0.15%</td> </tr> <tr> <td>- Marie Lavigne</td> <td style="text-align: right;">1</td> <td style="text-align: right;">0.15%</td> </tr> <tr> <td>- Ronald Reagan</td> <td style="text-align: right;">1</td> <td style="text-align: right;">0.15%</td> </tr> <tr> <td>- Robert A. Simone</td> <td style="text-align: right;">1</td> <td style="text-align: right;">0.15%</td> </tr> <tr> <td>- William Anderson</td> <td style="text-align: right;">2</td> <td style="text-align: right;">0.31%</td> </tr> <tr> <td>- Brian Creedon</td> <td style="text-align: right;">2</td> <td style="text-align: right;">0.31%</td> </tr> <tr> <td>- Robert A. Simone</td> <td style="text-align: right;">1</td> <td style="text-align: right;">0.15%</td> </tr> <tr> <td style="text-align: right;">Total ...</td> <td style="text-align: right;">646</td> <td style="text-align: right;">100.00%</td> </tr> <tr> <td style="border-bottom: 1px solid black;">Magnolia Proposal</td> <td style="text-align: right;">(1)</td> <td style="text-align: right;">1/1 100.00%</td> </tr> <tr> <td>Under Votes: 8</td> <td></td> <td></td> </tr> <tr> <td>Over Votes: 0</td> <td></td> <td></td> </tr> <tr> <td>- Yes</td> <td style="text-align: right;">258</td> <td style="text-align: right;">50.49%</td> </tr> <tr> <td>- No</td> <td style="text-align: right;">253</td> <td style="text-align: right;">49.51%</td> </tr> <tr> <td style="text-align: right;">Total ...</td> <td style="text-align: right;">511</td> <td style="text-align: right;">100.00%</td> </tr> <tr> <td style="border-bottom: 1px solid black;">Local BOE- Merchantville Boro</td> <td style="text-align: right;">(1)</td> <td style="text-align: right;">1/1 100.00%</td> </tr> <tr> <td>Under Votes: 403</td> <td></td> <td></td> </tr> <tr> <td>Over Votes: 0</td> <td></td> <td></td> </tr> <tr> <td>- Mark Iannucci</td> <td style="text-align: right;">272</td> <td style="text-align: right;">32.19%</td> </tr> <tr> <td>- Jennifer Perno</td> <td style="text-align: right;">273</td> <td style="text-align: right;">32.31%</td> </tr> <tr> <td>- Edward Bohn</td> <td style="text-align: right;">287</td> <td style="text-align: right;">33.96%</td> </tr> <tr> <td>Write-In</td> <td></td> <td></td> </tr> <tr> <td>- Rejected Write-In</td> <td style="text-align: right;">3</td> <td style="text-align: right;">0.36%</td> </tr> <tr> <td>- Bob O'Steven</td> <td style="text-align: right;">1</td> <td style="text-align: right;">0.12%</td> </tr> <tr> <td>- Casey Bartholomew</td> <td style="text-align: right;">1</td> <td style="text-align: right;">0.12%</td> </tr> <tr> <td>- Dan Sperrazza</td> <td style="text-align: right;">1</td> <td style="text-align: right;">0.12%</td> </tr> <tr> <td>- E Hanigfield</td> <td style="text-align: right;">1</td> <td style="text-align: right;">0.12%</td> </tr> <tr> <td>- Grohe Alan</td> <td style="text-align: right;">1</td> <td style="text-align: right;">0.12%</td> </tr> <tr> <td>- Monica Sohler</td> <td style="text-align: right;">1</td> <td style="text-align: right;">0.12%</td> </tr> <tr> <td>- Rosemarie Hicks</td> <td style="text-align: right;">1</td> <td style="text-align: right;">0.12%</td> </tr> <tr> <td>- Ryan Fields</td> <td style="text-align: right;">1</td> <td style="text-align: right;">0.12%</td> </tr> <tr> <td>- Marvin Gaskill</td> <td style="text-align: right;">1</td> <td style="text-align: right;">0.12%</td> </tr> <tr> <td>- Nicholas Gaudio</td> <td style="text-align: right;">1</td> <td style="text-align: right;">0.12%</td> </tr> <tr> <td style="text-align: right;">Total ...</td> <td style="text-align: right;">845</td> <td style="text-align: right;">100.00%</td> </tr> </table>	Local BOE-Magnolia Boro (cont'd...)	(1)	1/1 100.00%	- Casey Bartholomew	1	0.15%	- Drew Andersen	4	0.62%	- John Doan	1	0.15%	- Jennifer Gray	11	1.70%	- Kelly Stout	18	2.79%	- Karen Warden	1	0.15%	- Mickey Mouse	1	0.15%	- Marie Lavigne	1	0.15%	- Ronald Reagan	1	0.15%	- Robert A. Simone	1	0.15%	- William Anderson	2	0.31%	- Brian Creedon	2	0.31%	- Robert A. Simone	1	0.15%	Total ...	646	100.00%	Magnolia Proposal	(1)	1/1 100.00%	Under Votes: 8			Over Votes: 0			- Yes	258	50.49%	- No	253	49.51%	Total ...	511	100.00%	Local BOE- Merchantville Boro	(1)	1/1 100.00%	Under Votes: 403			Over Votes: 0			- Mark Iannucci	272	32.19%	- Jennifer Perno	273	32.31%	- Edward Bohn	287	33.96%	Write-In			- Rejected Write-In	3	0.36%	- Bob O'Steven	1	0.12%	- Casey Bartholomew	1	0.12%	- Dan Sperrazza	1	0.12%	- E Hanigfield	1	0.12%	- Grohe Alan	1	0.12%	- Monica Sohler	1	0.12%	- Rosemarie Hicks	1	0.12%	- Ryan Fields	1	0.12%	- Marvin Gaskill	1	0.12%	- Nicholas Gaudio	1	0.12%	Total ...	845	100.00%
Local BOE- Lindenwold Boro (cont'd...)	(3)	3/3 100.00%																																																																																																																																																																							
- Nora McPherson	1	0.06%																																																																																																																																																																							
- Robert Steber	1	0.06%																																																																																																																																																																							
- Zeenada Kirkland	1	0.06%																																																																																																																																																																							
- Donald Duck	1	0.06%																																																																																																																																																																							
- Donald Trump	1	0.06%																																																																																																																																																																							
- Ray Rossi	1	0.06%																																																																																																																																																																							
- Robert Steber	1	0.06%																																																																																																																																																																							
- Stanley McPherson	1	0.06%																																																																																																																																																																							
- Earl Burkett	1	0.06%																																																																																																																																																																							
- Frank Delucca Jr.	1	0.06%																																																																																																																																																																							
- Robert Steber	1	0.06%																																																																																																																																																																							
- Vance Morine	1	0.06%																																																																																																																																																																							
- Wo Fat	1	0.06%																																																																																																																																																																							
- Warren Woywood	1	0.06%																																																																																																																																																																							
Total ...	1,619	100.00%																																																																																																																																																																							
Local BOE-Magnolia Boro (cont'd...)	(1)	1/1 100.00%																																																																																																																																																																							
- Casey Bartholomew	1	0.15%																																																																																																																																																																							
- Drew Andersen	4	0.62%																																																																																																																																																																							
- John Doan	1	0.15%																																																																																																																																																																							
- Jennifer Gray	11	1.70%																																																																																																																																																																							
- Kelly Stout	18	2.79%																																																																																																																																																																							
- Karen Warden	1	0.15%																																																																																																																																																																							
- Mickey Mouse	1	0.15%																																																																																																																																																																							
- Marie Lavigne	1	0.15%																																																																																																																																																																							
- Ronald Reagan	1	0.15%																																																																																																																																																																							
- Robert A. Simone	1	0.15%																																																																																																																																																																							
- William Anderson	2	0.31%																																																																																																																																																																							
- Brian Creedon	2	0.31%																																																																																																																																																																							
- Robert A. Simone	1	0.15%																																																																																																																																																																							
Total ...	646	100.00%																																																																																																																																																																							
Magnolia Proposal	(1)	1/1 100.00%																																																																																																																																																																							
Under Votes: 8																																																																																																																																																																									
Over Votes: 0																																																																																																																																																																									
- Yes	258	50.49%																																																																																																																																																																							
- No	253	49.51%																																																																																																																																																																							
Total ...	511	100.00%																																																																																																																																																																							
Local BOE- Merchantville Boro	(1)	1/1 100.00%																																																																																																																																																																							
Under Votes: 403																																																																																																																																																																									
Over Votes: 0																																																																																																																																																																									
- Mark Iannucci	272	32.19%																																																																																																																																																																							
- Jennifer Perno	273	32.31%																																																																																																																																																																							
- Edward Bohn	287	33.96%																																																																																																																																																																							
Write-In																																																																																																																																																																									
- Rejected Write-In	3	0.36%																																																																																																																																																																							
- Bob O'Steven	1	0.12%																																																																																																																																																																							
- Casey Bartholomew	1	0.12%																																																																																																																																																																							
- Dan Sperrazza	1	0.12%																																																																																																																																																																							
- E Hanigfield	1	0.12%																																																																																																																																																																							
- Grohe Alan	1	0.12%																																																																																																																																																																							
- Monica Sohler	1	0.12%																																																																																																																																																																							
- Rosemarie Hicks	1	0.12%																																																																																																																																																																							
- Ryan Fields	1	0.12%																																																																																																																																																																							
- Marvin Gaskill	1	0.12%																																																																																																																																																																							
- Nicholas Gaudio	1	0.12%																																																																																																																																																																							
Total ...	845	100.00%																																																																																																																																																																							
<table border="0" style="width: 100%;"> <tr> <td style="border-bottom: 1px solid black;">Local BOE - Lindenwold Boro UNEX</td> <td style="text-align: right;">(3)</td> <td style="text-align: right;">3/3 100.00%</td> </tr> <tr> <td>Under Votes: 297</td> <td></td> <td></td> </tr> <tr> <td>Over Votes: 0</td> <td></td> <td></td> </tr> <tr> <td>- Katie White</td> <td style="text-align: right;">494</td> <td style="text-align: right;">97.24%</td> </tr> <tr> <td>Write-In</td> <td></td> <td></td> </tr> <tr> <td>- Amy Hoppel</td> <td style="text-align: right;">1</td> <td style="text-align: right;">0.20%</td> </tr> <tr> <td>- Casey Bartholomew</td> <td style="text-align: right;">1</td> <td style="text-align: right;">0.20%</td> </tr> <tr> <td>- Don Verhoorn</td> <td style="text-align: right;">1</td> <td style="text-align: right;">0.20%</td> </tr> <tr> <td>- Jim Gearhardt</td> <td style="text-align: right;">1</td> <td style="text-align: right;">0.20%</td> </tr> <tr> <td>- Marget Burkett</td> <td style="text-align: right;">1</td> <td style="text-align: right;">0.20%</td> </tr> <tr> <td>- Robert Steber</td> <td style="text-align: right;">1</td> <td style="text-align: right;">0.20%</td> </tr> <tr> <td>- Romona Schlaegel</td> <td style="text-align: right;">1</td> <td style="text-align: right;">0.20%</td> </tr> <tr> <td>- Tia Cade</td> <td style="text-align: right;">1</td> <td style="text-align: right;">0.20%</td> </tr> <tr> <td>- Toni Verelli</td> <td style="text-align: right;">1</td> <td style="text-align: right;">0.20%</td> </tr> <tr> <td>- Vicky Blair</td> <td style="text-align: right;">1</td> <td style="text-align: right;">0.20%</td> </tr> <tr> <td>- Rejected Write-In</td> <td style="text-align: right;">3</td> <td style="text-align: right;">0.59%</td> </tr> <tr> <td>- Warren Woywood</td> <td style="text-align: right;">1</td> <td style="text-align: right;">0.20%</td> </tr> <tr> <td style="text-align: right;">Total ...</td> <td style="text-align: right;">508</td> <td style="text-align: right;">100.00%</td> </tr> </table>	Local BOE - Lindenwold Boro UNEX	(3)	3/3 100.00%	Under Votes: 297			Over Votes: 0			- Katie White	494	97.24%	Write-In			- Amy Hoppel	1	0.20%	- Casey Bartholomew	1	0.20%	- Don Verhoorn	1	0.20%	- Jim Gearhardt	1	0.20%	- Marget Burkett	1	0.20%	- Robert Steber	1	0.20%	- Romona Schlaegel	1	0.20%	- Tia Cade	1	0.20%	- Toni Verelli	1	0.20%	- Vicky Blair	1	0.20%	- Rejected Write-In	3	0.59%	- Warren Woywood	1	0.20%	Total ...	508	100.00%	<table border="0" style="width: 100%;"> <tr> <td style="border-bottom: 1px solid black;">Lindenwold Proposal</td> <td style="text-align: right;">(3)</td> <td style="text-align: right;">3/3 100.00%</td> </tr> <tr> <td>Under Votes: 7</td> <td></td> <td></td> </tr> <tr> <td>Over Votes: 0</td> <td></td> <td></td> </tr> <tr> <td>- Yes</td> <td style="text-align: right;">317</td> <td style="text-align: right;">39.43%</td> </tr> <tr> <td>- No</td> <td style="text-align: right;">487</td> <td style="text-align: right;">60.57%</td> </tr> <tr> <td style="text-align: right;">Total ...</td> <td style="text-align: right;">804</td> <td style="text-align: right;">100.00%</td> </tr> </table>	Lindenwold Proposal	(3)	3/3 100.00%	Under Votes: 7			Over Votes: 0			- Yes	317	39.43%	- No	487	60.57%	Total ...	804	100.00%																																																																																																
Local BOE - Lindenwold Boro UNEX	(3)	3/3 100.00%																																																																																																																																																																							
Under Votes: 297																																																																																																																																																																									
Over Votes: 0																																																																																																																																																																									
- Katie White	494	97.24%																																																																																																																																																																							
Write-In																																																																																																																																																																									
- Amy Hoppel	1	0.20%																																																																																																																																																																							
- Casey Bartholomew	1	0.20%																																																																																																																																																																							
- Don Verhoorn	1	0.20%																																																																																																																																																																							
- Jim Gearhardt	1	0.20%																																																																																																																																																																							
- Marget Burkett	1	0.20%																																																																																																																																																																							
- Robert Steber	1	0.20%																																																																																																																																																																							
- Romona Schlaegel	1	0.20%																																																																																																																																																																							
- Tia Cade	1	0.20%																																																																																																																																																																							
- Toni Verelli	1	0.20%																																																																																																																																																																							
- Vicky Blair	1	0.20%																																																																																																																																																																							
- Rejected Write-In	3	0.59%																																																																																																																																																																							
- Warren Woywood	1	0.20%																																																																																																																																																																							
Total ...	508	100.00%																																																																																																																																																																							
Lindenwold Proposal	(3)	3/3 100.00%																																																																																																																																																																							
Under Votes: 7																																																																																																																																																																									
Over Votes: 0																																																																																																																																																																									
- Yes	317	39.43%																																																																																																																																																																							
- No	487	60.57%																																																																																																																																																																							
Total ...	804	100.00%																																																																																																																																																																							
<table border="0" style="width: 100%;"> <tr> <td style="border-bottom: 1px solid black;">Local BOE-Magnolia Boro</td> <td style="text-align: right;">(1)</td> <td style="text-align: right;">1/1 100.00%</td> </tr> <tr> <td>Under Votes: 386</td> <td></td> <td></td> </tr> <tr> <td>Over Votes: 0</td> <td></td> <td></td> </tr> <tr> <td>- Kenneth Carman</td> <td style="text-align: right;">304</td> <td style="text-align: right;">47.06%</td> </tr> <tr> <td>- Marie Lavigne</td> <td style="text-align: right;">292</td> <td style="text-align: right;">45.20%</td> </tr> <tr> <td>Write-In</td> <td></td> <td></td> </tr> <tr> <td>- Rejected Write-In 1</td> <td style="text-align: right;">2</td> <td style="text-align: right;">0.31%</td> </tr> <tr> <td>- Rejected Write-In 2</td> <td style="text-align: right;">3</td> <td style="text-align: right;">0.46%</td> </tr> </table>	Local BOE-Magnolia Boro	(1)	1/1 100.00%	Under Votes: 386			Over Votes: 0			- Kenneth Carman	304	47.06%	- Marie Lavigne	292	45.20%	Write-In			- Rejected Write-In 1	2	0.31%	- Rejected Write-In 2	3	0.46%	<table border="0" style="width: 100%;"> <tr> <td style="border-bottom: 1px solid black;">Merchantville Proposal</td> <td style="text-align: right;">(1)</td> <td style="text-align: right;">1/1 100.00%</td> </tr> <tr> <td>Under Votes: 4</td> <td></td> <td></td> </tr> <tr> <td>Over Votes: 0</td> <td></td> <td></td> </tr> <tr> <td>- Yes</td> <td style="text-align: right;">203</td> <td style="text-align: right;">49.15%</td> </tr> <tr> <td>- No</td> <td style="text-align: right;">210</td> <td style="text-align: right;">50.85%</td> </tr> <tr> <td style="text-align: right;">Total ...</td> <td style="text-align: right;">413</td> <td style="text-align: right;">100.00%</td> </tr> </table>	Merchantville Proposal	(1)	1/1 100.00%	Under Votes: 4			Over Votes: 0			- Yes	203	49.15%	- No	210	50.85%	Total ...	413	100.00%																																																																																																																														
Local BOE-Magnolia Boro	(1)	1/1 100.00%																																																																																																																																																																							
Under Votes: 386																																																																																																																																																																									
Over Votes: 0																																																																																																																																																																									
- Kenneth Carman	304	47.06%																																																																																																																																																																							
- Marie Lavigne	292	45.20%																																																																																																																																																																							
Write-In																																																																																																																																																																									
- Rejected Write-In 1	2	0.31%																																																																																																																																																																							
- Rejected Write-In 2	3	0.46%																																																																																																																																																																							
Merchantville Proposal	(1)	1/1 100.00%																																																																																																																																																																							
Under Votes: 4																																																																																																																																																																									
Over Votes: 0																																																																																																																																																																									
- Yes	203	49.15%																																																																																																																																																																							
- No	210	50.85%																																																																																																																																																																							
Total ...	413	100.00%																																																																																																																																																																							

Annual School Election
 April 20, 2010
 Summary Report
 Camden County
OFFICIAL ELECTION RESULTS

Local BOE- Mt. Ephraim Boro	(1)	1/1	100.00%	Local BOE- Oaklyn Boro (cont'd...)	(1)	1/1	100.00%
Under Votes: 627				- Flapjacks A. Lobster			1 0.08%
Over Votes: 0				- Gene Ferguson			1 0.08%
- Carl Ingram		380	27.10%	- Laura Howard			1 0.08%
- David Mc Donough		408	29.10%	- Ralph Barnwell			1 0.08%
- Patricia Blaylock		430	30.67%	- Julias Trimbach			2 0.16%
Write-In				- Mike Krusen			2 0.16%
- Rejected Write-In 1		15	1.07%	Total ...		1,240	100.00%
- Rejected Write-In 2		5	0.36%	Local BOE Oaklyn UNEX	(1)	1/1	100.00%
- Rejected Write-In 3		4	0.29%	Under Votes: 171			
- Bob Kiefer		1	0.07%	Over Votes: 0			
- Donna Schepacarter		1	0.07%	- Jennifer Cassel		370	99.46%
- George Gies		2	0.14%	Write-In			
- John Beck		26	1.85%	- Flapjacks A. Lobster		1	0.27%
- Laszlo Orosze		1	0.07%	- Kung Pao		1	0.27%
- Nicholas Salamone Jr		1	0.07%	Total ...		372	100.00%
- Patrick Kerper		40	2.85%	Oaklyn Proposal	(1)	1/1	100.00%
- Regie Berk		1	0.07%	Under Votes: 8			
- Shawn Heslin		74	5.28%	Over Votes: 0			
- Shawn Jonny Blazeheslun		1	0.07%	- Yes		242	44.81%
- David McDonough		3	0.21%	- No		298	55.19%
- Gary Veach		1	0.07%	Total ...		540	100.00%
- John March		1	0.07%	Local BOE- Pennsauken Township	(11)	11/11	100.00%
- Michael Gaglianone		1	0.07%	Under Votes: 1773			
- Pat Cueric		1	0.07%	Over Votes: 0			
- Carl Ingram		1	0.07%	- Kathy Andrews-Williams		1,448	22.71%
- Gary Veach		1	0.07%	- Cheryl A. Link		1,159	18.18%
- Karen Popelak		1	0.07%	- Michael E. Stargell		1,226	19.23%
- Michael Popelak		1	0.07%	- Charles Carey		1,174	18.42%
- Patricia Blaylock		1	0.07%	- Matthew J. Mc Devitt		1,322	20.74%
- Rocco Vespe		1	0.07%	Write-In			
Total ...		1,402	100.00%	- Rejected Write-In 1		4	0.06%
Mt. Ephraim Proposal	(1)	1/1	100.00%	- Rejected Write-In 2		2	0.03%
Under Votes: 10				- Rejected Write-In 3		3	0.05%
Over Votes: 0				- Amy Beuchamp		1	0.02%
- Yes		252	37.39%	- Betsy McBride		1	0.02%
- No		422	62.61%	- Bella Francesconi		1	0.02%
Total ...		674	100.00%	- Bruni Ruggeri		1	0.02%
Local BOE- Oaklyn Boro	(1)	1/1	100.00%	- Casey Bartholomew		3	0.05%
Under Votes: 396				- Chase Utley		1	0.02%
Over Votes: 0				- Charley Carey		1	0.02%
- William Stauts		317	25.56%	- David Faust		1	0.02%
- Michael Brandley		360	29.03%	- Edmund E. Moore		2	0.03%
- Teresa Costantini		311	25.08%	- Gene Mignona		1	0.02%
- Brenda Armbruster		241	19.44%	- George Lynn		1	0.02%
Write-In				- Gerould Giddings		1	0.02%
- Rejected Write-In 1		1	0.08%	- Joe Mama		1	0.02%
- Rejected Write-In 2		1	0.08%	- Mike Shanahan		1	0.02%
- Rejected Write-In 3		1	0.08%				

Annual School Election

April 20, 2010

Summary Report

Camden County

OFFICIAL ELECTION RESULTS

Local BOE- Pennsauken Township (con (11) 11/11 100.00%			Local BOE- Pine Hill Boro (cont'd...) (2) 2/2 100.00%		
- Ray Rossie	1	0.02%	- Sean Conway	1	0.07%
- Rey Rivera	1	0.02%	- Shawneequa Sims	1	0.07%
- Ryan Weid	1	0.02%	- Tim Mims	1	0.07%
- Suzanne Paul	1	0.02%	- William Eichfeld	1	0.07%
- Samuel Washington	1	0.02%	- Cassandra Stevenson	1	0.07%
- Tammy Tuvell	1	0.02%	- David Conrad	1	0.07%
- Charles Miller	1	0.02%	- David Duke	1	0.07%
- Ellen Dougherty	1	0.02%	- Joe McMahon	1	0.07%
- Joe Daddy	1	0.02%	- Michael Bothalmue	1	0.07%
- Jim Hutton	1	0.02%	- Michael Moulder Jr	1	0.07%
- Jne Griffith	1	0.02%	- Paul Geer	1	0.07%
- Robert Ruggeri	1	0.02%	- Tom Ervin	1	0.07%
- Ryan Howard	1	0.02%	- Christina Fisher	1	0.07%
- Charles Carey	1	0.02%	- James Gray	1	0.07%
- John Dougherty	1	0.02%	- Matt Gaffney	1	0.07%
- Jimmy Rolens	1	0.02%	- Sean Hannity	1	0.07%
- Mike Bender	1	0.02%			
- Mitchell Palenza	1	0.02%	Total ...	1,402	100.00%
- Otis Hicks	1	0.02%			
- Walt Nicgorski	1	0.02%	Pine Hill Proposal	(2)	2/2 100.00%
Total ...	6,375	100.00%	Under Votes: 1		
			Over Votes: 0		
			- Yes	343	48.17%
			- No	369	51.83%
			Total ...	712	100.00%
Pennsauken Proposal	(11)	11/11 100.00%			
Under Votes: 62					
Over Votes: 0					
- Yes	1,039	38.99%	Local BOE- Runnemede Boro	(2)	2/2 100.00%
- No	1,626	61.01%	Under Votes: 1580		
Total ...	2,665	100.00%	Over Votes: 0		
			- Maria Panzarella	792	32.62%
			- Naomi Davidson	767	31.59%
			- John Wark	840	34.60%
Local BOE- Pine Hill Boro	(2)	2/2 100.00%	Write-In		
Under Votes: 715			- Rejected Write-In 1	2	0.08%
Over Votes: 0			- Rejected Write-In 2	5	0.21%
- Lois H. Parker	429	30.60%	- Rejected Write-In 3	3	0.12%
- Leslie H. Gallagher Jr.	490	34.95%	- April Pippin	2	0.08%
- William K. Stone	440	31.38%	- Casey Bartholomew	1	0.04%
Write-In			- Jeff Giancaterino	1	0.04%
- Rejected Write-In 1	3	0.21%	- Daffy Duck	1	0.04%
- Rejected Write-In 2	7	0.50%	- Gina Woodward	1	0.04%
- Rejected Write-In 3	4	0.29%	- Harriet Albertson	1	0.04%
- Casey Bartholomew	1	0.07%	- James Cipolla	1	0.04%
- Chris Chistie	1	0.07%	- Kyle Williams	1	0.04%
- Charlyne Conrad	1	0.07%	- Ray Rossi	1	0.04%
- David Wright	1	0.07%	- Rebecca Naphys	4	0.16%
- Dennis Cahill	1	0.07%	- Robin Spraggins	1	0.04%
- Denise Geer	1	0.07%	- Jim Gearhart	1	0.04%
- George Bain	1	0.07%	- Mickey Mouse	1	0.04%
- Herbert Bergson	1	0.07%	- Bob Engle	1	0.04%
- James McCulley	1	0.07%			
- Jordan Geer	2	0.14%			
- Michael Moulder Sr.	1	0.07%			
- Sean Savery	1	0.07%			

Annual School Election
 April 20, 2010
 Summary Report
 Camden County
 OFFICIAL ELECTION RESULTS

Local BOE- Runnemede Boro (cont'd...) (2) 2/2 100.00%		Local BOE- Stratford Boro (cont'd...) (2) 2/2 100.00%	
- Jack Shaw	1 0.04%	- Patrick B. Green	441 17.89%
		- George D'Angelo	479 19.43%
Total ...	2,428 100.00%	- Nancy Scully	623 25.27%
Local BOE-Runnemede Boro 1Yr UNEX (2) 2/2 100.00%		Write-In	
Under Votes: 460		- Rejected Write-In	1 0.04%
Over Votes: 0		- Joel Lyons	1 0.04%
		- John D Dudley	1 0.04%
- Mark Bergman	875 99.43%	- Phil Meesisca	1 0.04%
Write-In		- David Brown	1 0.04%
- Rejected Write-In	2 0.23%	- Lisa Balog	1 0.04%
- Gail Sacchetti	1 0.11%	- Steve Venuto	1 0.04%
- James Cipolla	1 0.11%		
- Kyle Williams	1 0.11%	Total ...	2,465 100.00%
Total ...	880 100.00%	Stratford Proposal (2) 2/2 100.00%	
Runnemede Proposal (2) 2/2 100.00%		Under Votes: 13	
Under Votes: 37		Over Votes: 0	
Over Votes: 0		- Yes	574 49.10%
- Yes	820 62.60%	- No	595 50.90%
- No	490 37.40%	Total ...	1,169 100.00%
Total ...	1,310 100.00%	Local BOE- Voorhees (7) 7/7 100.00%	
Local BOE- Somerdale Boro (1) 1/1 100.00%		Under Votes: 4127	
Under Votes: 540		Over Votes: 0	
Over Votes: 0		- Gary Bennett	2,287 32.67%
- Thomas Toff	287 31.47%	- John Schmus	2,303 32.90%
- Victoria Burckley	279 30.59%	- Nancy Seigle	2,306 32.94%
- Linda Giambri	273 29.93%	Write-In	
Write-In		- Rejected Write-In 1	16 0.23%
- Thomas DiPaolo Jr.	62 6.80%	- Rejected Write-In 2	14 0.20%
- Catherine Brooks	1 0.11%	- Rejected Write-In 3	16 0.23%
- Michael B. Milnes	1 0.11%	- Casey Bartholomew	6 0.09%
- Ray Rossi	2 0.22%	- Casey Switala	1 0.01%
- James Gearheart	2 0.22%	- Chris Chistie	1 0.01%
- Dennis Malloy	2 0.22%	- Carmen Console	0 0.00%
- Rejected Write-In	3 0.33%	- David Moyle	2 0.03%
Total ...	912 100.00%	- Edward Janco	1 0.01%
SomerdaIe Proposal (1) 1/1 100.00%		- Joel Mazie	1 0.01%
Under Votes: 14		- Jim Gearhardt	2 0.03%
Over Votes: 0		- Joan Austan	1 0.01%
- Yes	260 55.08%	- Jian Shen	2 0.03%
- No	212 44.92%	- Ken Beckstfd	1 0.01%
Total ...	472 100.00%	- Ms Smith	1 0.01%
Local BOE- Stratford Boro (2) 2/2 100.00%		- Mickey Mouse	1 0.01%
Under Votes: 1048		- Minnie Mouse	1 0.01%
Over Votes: 0		- Margaret O'Connell	1 0.01%
- Sue Bove	524 21.26%	- Phyllis Kyner	1 0.01%
- Michael Redfeam	391 15.86%	- Preston Smith	1 0.01%
		- Ray Rossi	4 0.06%
		- Robert Wiacek	1 0.01%
		- Rocco Joseph Mazza	1 0.01%
		- Ron Richards	1 0.01%

Annual School Election
 April 20, 2010
 Summary Report
 Camden County
 OFFICIAL ELECTION RESULTS

<table border="0" style="width: 100%;"> <tr> <td style="width: 80%;">Local BOE- Voorhees (cont'd...)</td> <td style="width: 5%; text-align: center;">(7)</td> <td style="width: 15%; text-align: right;">7/7 100.00%</td> </tr> <tr> <td>- Randi Kessler</td> <td style="text-align: center;">1</td> <td style="text-align: right;">0.01%</td> </tr> <tr> <td>- Sara Switzer</td> <td style="text-align: center;">2</td> <td style="text-align: right;">0.03%</td> </tr> <tr> <td>- Shari Rotenberg</td> <td style="text-align: center;">1</td> <td style="text-align: right;">0.01%</td> </tr> <tr> <td>- Todd Weber</td> <td style="text-align: center;">1</td> <td style="text-align: right;">0.01%</td> </tr> <tr> <td>- Anjalie Mahendra</td> <td style="text-align: center;">1</td> <td style="text-align: right;">0.01%</td> </tr> <tr> <td>- Bryan Stein</td> <td style="text-align: center;">1</td> <td style="text-align: right;">0.01%</td> </tr> <tr> <td>- Claudia Switala</td> <td style="text-align: center;">1</td> <td style="text-align: right;">0.01%</td> </tr> <tr> <td>- Cavid Linsey</td> <td style="text-align: center;">1</td> <td style="text-align: right;">0.01%</td> </tr> <tr> <td>- Donald Duck</td> <td style="text-align: center;">1</td> <td style="text-align: right;">0.01%</td> </tr> <tr> <td>- Fred Jones</td> <td style="text-align: center;">1</td> <td style="text-align: right;">0.01%</td> </tr> <tr> <td>- John Boisvert</td> <td style="text-align: center;">1</td> <td style="text-align: right;">0.01%</td> </tr> <tr> <td>- Ken Becksted</td> <td style="text-align: center;">1</td> <td style="text-align: right;">0.01%</td> </tr> <tr> <td>- Mark Maccaiella</td> <td style="text-align: center;">1</td> <td style="text-align: right;">0.01%</td> </tr> <tr> <td>- Pavlina Bains</td> <td style="text-align: center;">1</td> <td style="text-align: right;">0.01%</td> </tr> <tr> <td>- Peggy Mitchell</td> <td style="text-align: center;">1</td> <td style="text-align: right;">0.01%</td> </tr> <tr> <td>- Snow White</td> <td style="text-align: center;">1</td> <td style="text-align: right;">0.01%</td> </tr> <tr> <td>- Huayan Zhang</td> <td style="text-align: center;">1</td> <td style="text-align: right;">0.01%</td> </tr> <tr> <td>- Cliff Rotenberg</td> <td style="text-align: center;">1</td> <td style="text-align: right;">0.01%</td> </tr> <tr> <td>- Daisy Duck</td> <td style="text-align: center;">1</td> <td style="text-align: right;">0.01%</td> </tr> <tr> <td>- Michael Donato</td> <td style="text-align: center;">1</td> <td style="text-align: right;">0.01%</td> </tr> <tr> <td>- Larry Luongo</td> <td style="text-align: center;">1</td> <td style="text-align: right;">0.01%</td> </tr> <tr> <td>- Mic Jaegar</td> <td style="text-align: center;">1</td> <td style="text-align: right;">0.01%</td> </tr> <tr> <td>- Margaret Mitchell</td> <td style="text-align: center;">1</td> <td style="text-align: right;">0.01%</td> </tr> <tr> <td>- Robert P. Dunne</td> <td style="text-align: center;">1</td> <td style="text-align: right;">0.01%</td> </tr> <tr> <td>- Sally A Lytle</td> <td style="text-align: center;">1</td> <td style="text-align: right;">0.01%</td> </tr> <tr> <td>- Marc Vogin</td> <td style="text-align: center;">1</td> <td style="text-align: right;">0.01%</td> </tr> <tr> <td style="text-align: right;">Total ...</td> <td></td> <td style="text-align: right;">7,000 100.00%</td> </tr> </table>	Local BOE- Voorhees (cont'd...)	(7)	7/7 100.00%	- Randi Kessler	1	0.01%	- Sara Switzer	2	0.03%	- Shari Rotenberg	1	0.01%	- Todd Weber	1	0.01%	- Anjalie Mahendra	1	0.01%	- Bryan Stein	1	0.01%	- Claudia Switala	1	0.01%	- Cavid Linsey	1	0.01%	- Donald Duck	1	0.01%	- Fred Jones	1	0.01%	- John Boisvert	1	0.01%	- Ken Becksted	1	0.01%	- Mark Maccaiella	1	0.01%	- Pavlina Bains	1	0.01%	- Peggy Mitchell	1	0.01%	- Snow White	1	0.01%	- Huayan Zhang	1	0.01%	- Cliff Rotenberg	1	0.01%	- Daisy Duck	1	0.01%	- Michael Donato	1	0.01%	- Larry Luongo	1	0.01%	- Mic Jaegar	1	0.01%	- Margaret Mitchell	1	0.01%	- Robert P. Dunne	1	0.01%	- Sally A Lytle	1	0.01%	- Marc Vogin	1	0.01%	Total ...		7,000 100.00%	<table border="0" style="width: 100%;"> <tr> <td style="width: 80%;">Local BOE- Waterford Township (cont'd)</td> <td style="width: 5%; text-align: center;">(3)</td> <td style="width: 15%; text-align: right;">3/3 100.00%</td> </tr> <tr> <td>- Michael Hamilton</td> <td style="text-align: center;">1</td> <td style="text-align: right;">0.04%</td> </tr> <tr> <td>- Minnie Mouse</td> <td style="text-align: center;">1</td> <td style="text-align: right;">0.04%</td> </tr> <tr> <td>- Ray Rossi</td> <td style="text-align: center;">1</td> <td style="text-align: right;">0.04%</td> </tr> <tr> <td>- Ron Passralla</td> <td style="text-align: center;">1</td> <td style="text-align: right;">0.04%</td> </tr> <tr> <td>- Stuart Winston</td> <td style="text-align: center;">1</td> <td style="text-align: right;">0.04%</td> </tr> <tr> <td>- Shawn Iulucci</td> <td style="text-align: center;">1</td> <td style="text-align: right;">0.04%</td> </tr> <tr> <td>- Shawn Kappeler</td> <td style="text-align: center;">1</td> <td style="text-align: right;">0.04%</td> </tr> <tr> <td>- Diane Seneca</td> <td style="text-align: center;">1</td> <td style="text-align: right;">0.04%</td> </tr> <tr> <td>- Maxine Winston</td> <td style="text-align: center;">1</td> <td style="text-align: right;">0.04%</td> </tr> <tr> <td>- Mickey Mouse</td> <td style="text-align: center;">1</td> <td style="text-align: right;">0.04%</td> </tr> <tr> <td>- Ray Rossi</td> <td style="text-align: center;">5</td> <td style="text-align: right;">0.18%</td> </tr> <tr> <td>- Scott Hudson</td> <td style="text-align: center;">1</td> <td style="text-align: right;">0.04%</td> </tr> <tr> <td>- Steve Miner</td> <td style="text-align: center;">1</td> <td style="text-align: right;">0.04%</td> </tr> <tr> <td>- Bob Saget</td> <td style="text-align: center;">1</td> <td style="text-align: right;">0.04%</td> </tr> <tr> <td>- Donald Duck</td> <td style="text-align: center;">1</td> <td style="text-align: right;">0.04%</td> </tr> <tr> <td>- Josie Gambale</td> <td style="text-align: center;">1</td> <td style="text-align: right;">0.04%</td> </tr> <tr> <td style="text-align: right;">Total ...</td> <td></td> <td style="text-align: right;">2,844 100.00%</td> </tr> <tr> <td colspan="3">Waterford Proposal</td> </tr> <tr> <td></td> <td style="text-align: center;">(3)</td> <td style="text-align: right;">3/3 100.00%</td> </tr> <tr> <td colspan="3">Under Votes: 19</td> </tr> <tr> <td colspan="3">Over Votes: 0</td> </tr> <tr> <td>- Yes</td> <td></td> <td style="text-align: right;">513 39.61%</td> </tr> <tr> <td>- No</td> <td></td> <td style="text-align: right;">782 60.39%</td> </tr> <tr> <td style="text-align: right;">Total ...</td> <td></td> <td style="text-align: right;">1,295 100.00%</td> </tr> <tr> <td colspan="3">Local BOE Winslow TWP</td> </tr> <tr> <td></td> <td style="text-align: center;">(8)</td> <td style="text-align: right;">8/8 100.00%</td> </tr> <tr> <td colspan="3">Under Votes: 1851</td> </tr> <tr> <td colspan="3">Over Votes: 0</td> </tr> <tr> <td>- Julie A. Peterson</td> <td></td> <td style="text-align: right;">1,682 23.08%</td> </tr> <tr> <td>- Gulab H. Gidwani</td> <td></td> <td style="text-align: right;">963 13.21%</td> </tr> <tr> <td>- Alvin G. Tucker Sr.</td> <td></td> <td style="text-align: right;">727 9.97%</td> </tr> <tr> <td>- Aleta Sturdivant</td> <td></td> <td style="text-align: right;">1,363 18.70%</td> </tr> <tr> <td>- John J. Tomasello</td> <td></td> <td style="text-align: right;">1,020 13.99%</td> </tr> <tr> <td>- Eartha Mitchell</td> <td></td> <td style="text-align: right;">490 6.72%</td> </tr> <tr> <td>- Paul Di Meglio</td> <td></td> <td style="text-align: right;">1,004 13.77%</td> </tr> <tr> <td colspan="3">Write-In</td> </tr> <tr> <td>- Rejected Write-In 1</td> <td style="text-align: center;">3</td> <td style="text-align: right;">0.04%</td> </tr> <tr> <td>- Rejected Write-In 2</td> <td style="text-align: center;">4</td> <td style="text-align: right;">0.05%</td> </tr> <tr> <td>- Rejected Write-In 3</td> <td style="text-align: center;">5</td> <td style="text-align: right;">0.07%</td> </tr> <tr> <td>- Al Schaefer</td> <td style="text-align: center;">1</td> <td style="text-align: right;">0.01%</td> </tr> <tr> <td>- Beverly Brown</td> <td style="text-align: center;">1</td> <td style="text-align: right;">0.01%</td> </tr> <tr> <td>- Casey Bartholomew</td> <td style="text-align: center;">8</td> <td style="text-align: right;">0.11%</td> </tr> <tr> <td>- Chelsea Sass</td> <td style="text-align: center;">1</td> <td style="text-align: right;">0.01%</td> </tr> <tr> <td>- Chris Christie</td> <td style="text-align: center;">1</td> <td style="text-align: right;">0.01%</td> </tr> <tr> <td>- Craig Lindsay</td> <td style="text-align: center;">1</td> <td style="text-align: right;">0.01%</td> </tr> <tr> <td>- Carolyn Williams</td> <td style="text-align: center;">1</td> <td style="text-align: right;">0.01%</td> </tr> <tr> <td>- Linda Barrett</td> <td style="text-align: center;">2</td> <td style="text-align: right;">0.03%</td> </tr> <tr> <td>- Mickey Mouse</td> <td style="text-align: center;">2</td> <td style="text-align: right;">0.03%</td> </tr> <tr> <td>- Mark Mitchell</td> <td style="text-align: center;">1</td> <td style="text-align: right;">0.01%</td> </tr> <tr> <td>- Robert Ingram</td> <td style="text-align: center;">1</td> <td style="text-align: right;">0.01%</td> </tr> <tr> <td>- TJ Robbins</td> <td style="text-align: center;">1</td> <td style="text-align: right;">0.01%</td> </tr> </table>	Local BOE- Waterford Township (cont'd)	(3)	3/3 100.00%	- Michael Hamilton	1	0.04%	- Minnie Mouse	1	0.04%	- Ray Rossi	1	0.04%	- Ron Passralla	1	0.04%	- Stuart Winston	1	0.04%	- Shawn Iulucci	1	0.04%	- Shawn Kappeler	1	0.04%	- Diane Seneca	1	0.04%	- Maxine Winston	1	0.04%	- Mickey Mouse	1	0.04%	- Ray Rossi	5	0.18%	- Scott Hudson	1	0.04%	- Steve Miner	1	0.04%	- Bob Saget	1	0.04%	- Donald Duck	1	0.04%	- Josie Gambale	1	0.04%	Total ...		2,844 100.00%	Waterford Proposal				(3)	3/3 100.00%	Under Votes: 19			Over Votes: 0			- Yes		513 39.61%	- No		782 60.39%	Total ...		1,295 100.00%	Local BOE Winslow TWP				(8)	8/8 100.00%	Under Votes: 1851			Over Votes: 0			- Julie A. Peterson		1,682 23.08%	- Gulab H. Gidwani		963 13.21%	- Alvin G. Tucker Sr.		727 9.97%	- Aleta Sturdivant		1,363 18.70%	- John J. Tomasello		1,020 13.99%	- Eartha Mitchell		490 6.72%	- Paul Di Meglio		1,004 13.77%	Write-In			- Rejected Write-In 1	3	0.04%	- Rejected Write-In 2	4	0.05%	- Rejected Write-In 3	5	0.07%	- Al Schaefer	1	0.01%	- Beverly Brown	1	0.01%	- Casey Bartholomew	8	0.11%	- Chelsea Sass	1	0.01%	- Chris Christie	1	0.01%	- Craig Lindsay	1	0.01%	- Carolyn Williams	1	0.01%	- Linda Barrett	2	0.03%	- Mickey Mouse	2	0.03%	- Mark Mitchell	1	0.01%	- Robert Ingram	1	0.01%	- TJ Robbins	1	0.01%
Local BOE- Voorhees (cont'd...)	(7)	7/7 100.00%																																																																																																																																																																																																																																															
- Randi Kessler	1	0.01%																																																																																																																																																																																																																																															
- Sara Switzer	2	0.03%																																																																																																																																																																																																																																															
- Shari Rotenberg	1	0.01%																																																																																																																																																																																																																																															
- Todd Weber	1	0.01%																																																																																																																																																																																																																																															
- Anjalie Mahendra	1	0.01%																																																																																																																																																																																																																																															
- Bryan Stein	1	0.01%																																																																																																																																																																																																																																															
- Claudia Switala	1	0.01%																																																																																																																																																																																																																																															
- Cavid Linsey	1	0.01%																																																																																																																																																																																																																																															
- Donald Duck	1	0.01%																																																																																																																																																																																																																																															
- Fred Jones	1	0.01%																																																																																																																																																																																																																																															
- John Boisvert	1	0.01%																																																																																																																																																																																																																																															
- Ken Becksted	1	0.01%																																																																																																																																																																																																																																															
- Mark Maccaiella	1	0.01%																																																																																																																																																																																																																																															
- Pavlina Bains	1	0.01%																																																																																																																																																																																																																																															
- Peggy Mitchell	1	0.01%																																																																																																																																																																																																																																															
- Snow White	1	0.01%																																																																																																																																																																																																																																															
- Huayan Zhang	1	0.01%																																																																																																																																																																																																																																															
- Cliff Rotenberg	1	0.01%																																																																																																																																																																																																																																															
- Daisy Duck	1	0.01%																																																																																																																																																																																																																																															
- Michael Donato	1	0.01%																																																																																																																																																																																																																																															
- Larry Luongo	1	0.01%																																																																																																																																																																																																																																															
- Mic Jaegar	1	0.01%																																																																																																																																																																																																																																															
- Margaret Mitchell	1	0.01%																																																																																																																																																																																																																																															
- Robert P. Dunne	1	0.01%																																																																																																																																																																																																																																															
- Sally A Lytle	1	0.01%																																																																																																																																																																																																																																															
- Marc Vogin	1	0.01%																																																																																																																																																																																																																																															
Total ...		7,000 100.00%																																																																																																																																																																																																																																															
Local BOE- Waterford Township (cont'd)	(3)	3/3 100.00%																																																																																																																																																																																																																																															
- Michael Hamilton	1	0.04%																																																																																																																																																																																																																																															
- Minnie Mouse	1	0.04%																																																																																																																																																																																																																																															
- Ray Rossi	1	0.04%																																																																																																																																																																																																																																															
- Ron Passralla	1	0.04%																																																																																																																																																																																																																																															
- Stuart Winston	1	0.04%																																																																																																																																																																																																																																															
- Shawn Iulucci	1	0.04%																																																																																																																																																																																																																																															
- Shawn Kappeler	1	0.04%																																																																																																																																																																																																																																															
- Diane Seneca	1	0.04%																																																																																																																																																																																																																																															
- Maxine Winston	1	0.04%																																																																																																																																																																																																																																															
- Mickey Mouse	1	0.04%																																																																																																																																																																																																																																															
- Ray Rossi	5	0.18%																																																																																																																																																																																																																																															
- Scott Hudson	1	0.04%																																																																																																																																																																																																																																															
- Steve Miner	1	0.04%																																																																																																																																																																																																																																															
- Bob Saget	1	0.04%																																																																																																																																																																																																																																															
- Donald Duck	1	0.04%																																																																																																																																																																																																																																															
- Josie Gambale	1	0.04%																																																																																																																																																																																																																																															
Total ...		2,844 100.00%																																																																																																																																																																																																																																															
Waterford Proposal																																																																																																																																																																																																																																																	
	(3)	3/3 100.00%																																																																																																																																																																																																																																															
Under Votes: 19																																																																																																																																																																																																																																																	
Over Votes: 0																																																																																																																																																																																																																																																	
- Yes		513 39.61%																																																																																																																																																																																																																																															
- No		782 60.39%																																																																																																																																																																																																																																															
Total ...		1,295 100.00%																																																																																																																																																																																																																																															
Local BOE Winslow TWP																																																																																																																																																																																																																																																	
	(8)	8/8 100.00%																																																																																																																																																																																																																																															
Under Votes: 1851																																																																																																																																																																																																																																																	
Over Votes: 0																																																																																																																																																																																																																																																	
- Julie A. Peterson		1,682 23.08%																																																																																																																																																																																																																																															
- Gulab H. Gidwani		963 13.21%																																																																																																																																																																																																																																															
- Alvin G. Tucker Sr.		727 9.97%																																																																																																																																																																																																																																															
- Aleta Sturdivant		1,363 18.70%																																																																																																																																																																																																																																															
- John J. Tomasello		1,020 13.99%																																																																																																																																																																																																																																															
- Eartha Mitchell		490 6.72%																																																																																																																																																																																																																																															
- Paul Di Meglio		1,004 13.77%																																																																																																																																																																																																																																															
Write-In																																																																																																																																																																																																																																																	
- Rejected Write-In 1	3	0.04%																																																																																																																																																																																																																																															
- Rejected Write-In 2	4	0.05%																																																																																																																																																																																																																																															
- Rejected Write-In 3	5	0.07%																																																																																																																																																																																																																																															
- Al Schaefer	1	0.01%																																																																																																																																																																																																																																															
- Beverly Brown	1	0.01%																																																																																																																																																																																																																																															
- Casey Bartholomew	8	0.11%																																																																																																																																																																																																																																															
- Chelsea Sass	1	0.01%																																																																																																																																																																																																																																															
- Chris Christie	1	0.01%																																																																																																																																																																																																																																															
- Craig Lindsay	1	0.01%																																																																																																																																																																																																																																															
- Carolyn Williams	1	0.01%																																																																																																																																																																																																																																															
- Linda Barrett	2	0.03%																																																																																																																																																																																																																																															
- Mickey Mouse	2	0.03%																																																																																																																																																																																																																																															
- Mark Mitchell	1	0.01%																																																																																																																																																																																																																																															
- Robert Ingram	1	0.01%																																																																																																																																																																																																																																															
- TJ Robbins	1	0.01%																																																																																																																																																																																																																																															
<table border="0" style="width: 100%;"> <tr> <td style="width: 80%;">Voorhees Proposal</td> <td style="width: 5%; text-align: center;">(7)</td> <td style="width: 15%; text-align: right;">7/7 100.00%</td> </tr> <tr> <td colspan="3">Under Votes: 44</td> </tr> <tr> <td colspan="3">Over Votes: 0</td> </tr> <tr> <td>- Yes</td> <td style="text-align: center;">1,750</td> <td style="text-align: right;">47.07%</td> </tr> <tr> <td>- No</td> <td style="text-align: center;">1,968</td> <td style="text-align: right;">52.93%</td> </tr> <tr> <td style="text-align: right;">Total ...</td> <td></td> <td style="text-align: right;">3,718 100.00%</td> </tr> </table>	Voorhees Proposal	(7)	7/7 100.00%	Under Votes: 44			Over Votes: 0			- Yes	1,750	47.07%	- No	1,968	52.93%	Total ...		3,718 100.00%	<table border="0" style="width: 100%;"> <tr> <td style="width: 80%;">Local BOE- Waterford Township</td> <td style="width: 5%; text-align: center;">(3)</td> <td style="width: 15%; text-align: right;">3/3 100.00%</td> </tr> <tr> <td colspan="3">Under Votes: 1073</td> </tr> <tr> <td colspan="3">Over Votes: 0</td> </tr> <tr> <td>- Gabriel Cimino</td> <td style="text-align: center;">664</td> <td style="text-align: right;">23.35%</td> </tr> <tr> <td>- Kasie Hornback</td> <td style="text-align: center;">785</td> <td style="text-align: right;">27.60%</td> </tr> <tr> <td>- Francis Di Rocco</td> <td style="text-align: center;">689</td> <td style="text-align: right;">24.23%</td> </tr> <tr> <td>- Kevin Shively</td> <td style="text-align: center;">662</td> <td style="text-align: right;">23.28%</td> </tr> <tr> <td colspan="3">Write-In</td> </tr> <tr> <td>- Rejected Write-In 1</td> <td style="text-align: center;">5</td> <td style="text-align: right;">0.18%</td> </tr> <tr> <td>- Rejected Write-In 2</td> <td style="text-align: center;">3</td> <td style="text-align: right;">0.11%</td> </tr> <tr> <td>- Rejected Write-In 3</td> <td style="text-align: center;">2</td> <td style="text-align: right;">0.07%</td> </tr> <tr> <td>- Casey Bartholomew</td> <td style="text-align: center;">8</td> <td style="text-align: right;">0.28%</td> </tr> <tr> <td>- Charler Peacock</td> <td style="text-align: center;">1</td> <td style="text-align: right;">0.04%</td> </tr> <tr> <td>- Dennis Malloy</td> <td style="text-align: center;">1</td> <td style="text-align: right;">0.04%</td> </tr> <tr> <td>- James Ieraci</td> <td style="text-align: center;">4</td> <td style="text-align: right;">0.14%</td> </tr> <tr> <td>- Lisa Hudson</td> <td style="text-align: center;">1</td> <td style="text-align: right;">0.04%</td> </tr> </table>	Local BOE- Waterford Township	(3)	3/3 100.00%	Under Votes: 1073			Over Votes: 0			- Gabriel Cimino	664	23.35%	- Kasie Hornback	785	27.60%	- Francis Di Rocco	689	24.23%	- Kevin Shively	662	23.28%	Write-In			- Rejected Write-In 1	5	0.18%	- Rejected Write-In 2	3	0.11%	- Rejected Write-In 3	2	0.07%	- Casey Bartholomew	8	0.28%	- Charler Peacock	1	0.04%	- Dennis Malloy	1	0.04%	- James Ieraci	4	0.14%	- Lisa Hudson	1	0.04%																																																																																																																																																																														
Voorhees Proposal	(7)	7/7 100.00%																																																																																																																																																																																																																																															
Under Votes: 44																																																																																																																																																																																																																																																	
Over Votes: 0																																																																																																																																																																																																																																																	
- Yes	1,750	47.07%																																																																																																																																																																																																																																															
- No	1,968	52.93%																																																																																																																																																																																																																																															
Total ...		3,718 100.00%																																																																																																																																																																																																																																															
Local BOE- Waterford Township	(3)	3/3 100.00%																																																																																																																																																																																																																																															
Under Votes: 1073																																																																																																																																																																																																																																																	
Over Votes: 0																																																																																																																																																																																																																																																	
- Gabriel Cimino	664	23.35%																																																																																																																																																																																																																																															
- Kasie Hornback	785	27.60%																																																																																																																																																																																																																																															
- Francis Di Rocco	689	24.23%																																																																																																																																																																																																																																															
- Kevin Shively	662	23.28%																																																																																																																																																																																																																																															
Write-In																																																																																																																																																																																																																																																	
- Rejected Write-In 1	5	0.18%																																																																																																																																																																																																																																															
- Rejected Write-In 2	3	0.11%																																																																																																																																																																																																																																															
- Rejected Write-In 3	2	0.07%																																																																																																																																																																																																																																															
- Casey Bartholomew	8	0.28%																																																																																																																																																																																																																																															
- Charler Peacock	1	0.04%																																																																																																																																																																																																																																															
- Dennis Malloy	1	0.04%																																																																																																																																																																																																																																															
- James Ieraci	4	0.14%																																																																																																																																																																																																																																															
- Lisa Hudson	1	0.04%																																																																																																																																																																																																																																															

Annual School Election
 April 20, 2010
 Summary Report
 Camden County
OFFICIAL ELECTION RESULTS

<table border="0" style="width: 100%;"> <tr> <td style="border-bottom: 1px solid black;">Local BOE Winslow TWP (cont'd...)</td> <td style="text-align: right;">(8)</td> <td style="text-align: right;">8/8 100.00%</td> </tr> <tr> <td>- Donald Duck</td> <td style="text-align: right;">2</td> <td style="text-align: right;">0.03%</td> </tr> <tr> <td>- Brian Dorflinger</td> <td style="text-align: right;">1</td> <td style="text-align: right;">0.01%</td> </tr> <tr> <td>- Jeff Michelini</td> <td style="text-align: right;">1</td> <td style="text-align: right;">0.01%</td> </tr> <tr> <td>- Narci Alwan</td> <td style="text-align: right;">1</td> <td style="text-align: right;">0.01%</td> </tr> <tr> <td>- Matt Moles</td> <td style="text-align: right;">1</td> <td style="text-align: right;">0.01%</td> </tr> <tr> <td>- Tom Jones</td> <td style="text-align: right;">1</td> <td style="text-align: right;">0.01%</td> </tr> <tr> <td style="text-align: right;">Total ...</td> <td style="text-align: right;">7,289</td> <td style="text-align: right;">100.00%</td> </tr> </table>	Local BOE Winslow TWP (cont'd...)	(8)	8/8 100.00%	- Donald Duck	2	0.03%	- Brian Dorflinger	1	0.01%	- Jeff Michelini	1	0.01%	- Narci Alwan	1	0.01%	- Matt Moles	1	0.01%	- Tom Jones	1	0.01%	Total ...	7,289	100.00%	<table border="0" style="width: 100%;"> <tr> <td style="border-bottom: 1px solid black;">Local BOE- Woodlynn Boro (cont'd...)</td> <td style="text-align: right;">(1)</td> <td style="text-align: right;">1/1 100.00%</td> </tr> <tr> <td>- Debbie Plumber</td> <td style="text-align: right;">1</td> <td style="text-align: right;">0.64%</td> </tr> <tr> <td>- Marie Plummer</td> <td style="text-align: right;">1</td> <td style="text-align: right;">0.64%</td> </tr> <tr> <td>- Rick Pentz</td> <td style="text-align: right;">1</td> <td style="text-align: right;">0.64%</td> </tr> <tr> <td>- Shivone Koo</td> <td style="text-align: right;">7</td> <td style="text-align: right;">4.49%</td> </tr> <tr> <td>- Shirley Norman</td> <td style="text-align: right;">3</td> <td style="text-align: right;">1.92%</td> </tr> <tr> <td>- David Hernandez</td> <td style="text-align: right;">1</td> <td style="text-align: right;">0.64%</td> </tr> <tr> <td>- DIESHA NORMAN</td> <td style="text-align: right;">1</td> <td style="text-align: right;">0.64%</td> </tr> <tr> <td>- Lynn Barth</td> <td style="text-align: right;">4</td> <td style="text-align: right;">2.56%</td> </tr> <tr> <td>- Sam Sanford</td> <td style="text-align: right;">1</td> <td style="text-align: right;">0.64%</td> </tr> <tr> <td>- William Skae</td> <td style="text-align: right;">2</td> <td style="text-align: right;">1.28%</td> </tr> <tr> <td style="text-align: right;">Total ...</td> <td style="text-align: right;">156</td> <td style="text-align: right;">100.00%</td> </tr> </table>	Local BOE- Woodlynn Boro (cont'd...)	(1)	1/1 100.00%	- Debbie Plumber	1	0.64%	- Marie Plummer	1	0.64%	- Rick Pentz	1	0.64%	- Shivone Koo	7	4.49%	- Shirley Norman	3	1.92%	- David Hernandez	1	0.64%	- DIESHA NORMAN	1	0.64%	- Lynn Barth	4	2.56%	- Sam Sanford	1	0.64%	- William Skae	2	1.28%	Total ...	156	100.00%																																																			
Local BOE Winslow TWP (cont'd...)	(8)	8/8 100.00%																																																																																																														
- Donald Duck	2	0.03%																																																																																																														
- Brian Dorflinger	1	0.01%																																																																																																														
- Jeff Michelini	1	0.01%																																																																																																														
- Narci Alwan	1	0.01%																																																																																																														
- Matt Moles	1	0.01%																																																																																																														
- Tom Jones	1	0.01%																																																																																																														
Total ...	7,289	100.00%																																																																																																														
Local BOE- Woodlynn Boro (cont'd...)	(1)	1/1 100.00%																																																																																																														
- Debbie Plumber	1	0.64%																																																																																																														
- Marie Plummer	1	0.64%																																																																																																														
- Rick Pentz	1	0.64%																																																																																																														
- Shivone Koo	7	4.49%																																																																																																														
- Shirley Norman	3	1.92%																																																																																																														
- David Hernandez	1	0.64%																																																																																																														
- DIESHA NORMAN	1	0.64%																																																																																																														
- Lynn Barth	4	2.56%																																																																																																														
- Sam Sanford	1	0.64%																																																																																																														
- William Skae	2	1.28%																																																																																																														
Total ...	156	100.00%																																																																																																														
<table border="0" style="width: 100%;"> <tr> <td>Local BOE Winslow TWP UNEX</td> <td style="text-align: right;">(8)</td> <td style="text-align: right;">8/8 100.00%</td> </tr> <tr> <td>Under Votes: 1001</td> <td></td> <td></td> </tr> <tr> <td>Over Votes: 0</td> <td></td> <td></td> </tr> <tr> <td>- Kenneth J. Nelson</td> <td style="text-align: right;">919</td> <td style="text-align: right;">45.09%</td> </tr> <tr> <td>- Christopher Mc Ginnis</td> <td style="text-align: right;">1,093</td> <td style="text-align: right;">53.63%</td> </tr> <tr> <td>Write-In</td> <td></td> <td></td> </tr> <tr> <td>- Rejected Write-In</td> <td style="text-align: right;">3</td> <td style="text-align: right;">0.15%</td> </tr> <tr> <td>- Bill Sanderson</td> <td style="text-align: right;">1</td> <td style="text-align: right;">0.05%</td> </tr> <tr> <td>- Casey Bartholomew</td> <td style="text-align: right;">6</td> <td style="text-align: right;">0.29%</td> </tr> <tr> <td>- Carolyn Williams</td> <td style="text-align: right;">1</td> <td style="text-align: right;">0.05%</td> </tr> <tr> <td>- Deborah Woodell</td> <td style="text-align: right;">1</td> <td style="text-align: right;">0.05%</td> </tr> <tr> <td>- Dan Oifabio</td> <td style="text-align: right;">1</td> <td style="text-align: right;">0.05%</td> </tr> <tr> <td>- Jason D. Miles</td> <td style="text-align: right;">1</td> <td style="text-align: right;">0.05%</td> </tr> <tr> <td>- John Millier</td> <td style="text-align: right;">5</td> <td style="text-align: right;">0.25%</td> </tr> <tr> <td>- Linda Barrett</td> <td style="text-align: right;">1</td> <td style="text-align: right;">0.05%</td> </tr> <tr> <td>- Nicole Sabec</td> <td style="text-align: right;">1</td> <td style="text-align: right;">0.05%</td> </tr> <tr> <td>- Narci Alwan</td> <td style="text-align: right;">1</td> <td style="text-align: right;">0.05%</td> </tr> <tr> <td>- Robert Ingram</td> <td style="text-align: right;">1</td> <td style="text-align: right;">0.05%</td> </tr> <tr> <td>- TJ Robbins</td> <td style="text-align: right;">1</td> <td style="text-align: right;">0.05%</td> </tr> <tr> <td>- Matt Moles</td> <td style="text-align: right;">1</td> <td style="text-align: right;">0.05%</td> </tr> <tr> <td>- Minnie Mouse</td> <td style="text-align: right;">1</td> <td style="text-align: right;">0.05%</td> </tr> <tr> <td style="text-align: right;">Total ...</td> <td style="text-align: right;">2,038</td> <td style="text-align: right;">100.00%</td> </tr> </table>	Local BOE Winslow TWP UNEX	(8)	8/8 100.00%	Under Votes: 1001			Over Votes: 0			- Kenneth J. Nelson	919	45.09%	- Christopher Mc Ginnis	1,093	53.63%	Write-In			- Rejected Write-In	3	0.15%	- Bill Sanderson	1	0.05%	- Casey Bartholomew	6	0.29%	- Carolyn Williams	1	0.05%	- Deborah Woodell	1	0.05%	- Dan Oifabio	1	0.05%	- Jason D. Miles	1	0.05%	- John Millier	5	0.25%	- Linda Barrett	1	0.05%	- Nicole Sabec	1	0.05%	- Narci Alwan	1	0.05%	- Robert Ingram	1	0.05%	- TJ Robbins	1	0.05%	- Matt Moles	1	0.05%	- Minnie Mouse	1	0.05%	Total ...	2,038	100.00%	<table border="0" style="width: 100%;"> <tr> <td style="border-bottom: 1px solid black;">Local BOE Woodlynn UNEX 2Yr</td> <td style="text-align: right;">(1)</td> <td style="text-align: right;">1/1 100.00%</td> </tr> <tr> <td>Under Votes: 149</td> <td></td> <td></td> </tr> <tr> <td>Over Votes: 0</td> <td></td> <td></td> </tr> <tr> <td>Write-In</td> <td></td> <td></td> </tr> <tr> <td>- Anthony Delmar</td> <td style="text-align: right;">1</td> <td style="text-align: right;">6.25%</td> </tr> <tr> <td>- Chris Ferrante Jr</td> <td style="text-align: right;">2</td> <td style="text-align: right;">12.50%</td> </tr> <tr> <td>- Dan Ertz</td> <td style="text-align: right;">1</td> <td style="text-align: right;">6.25%</td> </tr> <tr> <td>- Deinese Norman</td> <td style="text-align: right;">1</td> <td style="text-align: right;">6.25%</td> </tr> <tr> <td>- Lynn Barth</td> <td style="text-align: right;">1</td> <td style="text-align: right;">6.25%</td> </tr> <tr> <td>- Marie Plummer</td> <td style="text-align: right;">1</td> <td style="text-align: right;">6.25%</td> </tr> <tr> <td>- Shivone Koo</td> <td style="text-align: right;">2</td> <td style="text-align: right;">12.50%</td> </tr> <tr> <td>- Shirley Norman</td> <td style="text-align: right;">1</td> <td style="text-align: right;">6.25%</td> </tr> <tr> <td>- Thomas Koller</td> <td style="text-align: right;">4</td> <td style="text-align: right;">25.00%</td> </tr> <tr> <td>- Rejected Write-In</td> <td style="text-align: right;">2</td> <td style="text-align: right;">12.50%</td> </tr> <tr> <td style="text-align: right;">Total ...</td> <td style="text-align: right;">16</td> <td style="text-align: right;">100.00%</td> </tr> </table>	Local BOE Woodlynn UNEX 2Yr	(1)	1/1 100.00%	Under Votes: 149			Over Votes: 0			Write-In			- Anthony Delmar	1	6.25%	- Chris Ferrante Jr	2	12.50%	- Dan Ertz	1	6.25%	- Deinese Norman	1	6.25%	- Lynn Barth	1	6.25%	- Marie Plummer	1	6.25%	- Shivone Koo	2	12.50%	- Shirley Norman	1	6.25%	- Thomas Koller	4	25.00%	- Rejected Write-In	2	12.50%	Total ...	16	100.00%
Local BOE Winslow TWP UNEX	(8)	8/8 100.00%																																																																																																														
Under Votes: 1001																																																																																																																
Over Votes: 0																																																																																																																
- Kenneth J. Nelson	919	45.09%																																																																																																														
- Christopher Mc Ginnis	1,093	53.63%																																																																																																														
Write-In																																																																																																																
- Rejected Write-In	3	0.15%																																																																																																														
- Bill Sanderson	1	0.05%																																																																																																														
- Casey Bartholomew	6	0.29%																																																																																																														
- Carolyn Williams	1	0.05%																																																																																																														
- Deborah Woodell	1	0.05%																																																																																																														
- Dan Oifabio	1	0.05%																																																																																																														
- Jason D. Miles	1	0.05%																																																																																																														
- John Millier	5	0.25%																																																																																																														
- Linda Barrett	1	0.05%																																																																																																														
- Nicole Sabec	1	0.05%																																																																																																														
- Narci Alwan	1	0.05%																																																																																																														
- Robert Ingram	1	0.05%																																																																																																														
- TJ Robbins	1	0.05%																																																																																																														
- Matt Moles	1	0.05%																																																																																																														
- Minnie Mouse	1	0.05%																																																																																																														
Total ...	2,038	100.00%																																																																																																														
Local BOE Woodlynn UNEX 2Yr	(1)	1/1 100.00%																																																																																																														
Under Votes: 149																																																																																																																
Over Votes: 0																																																																																																																
Write-In																																																																																																																
- Anthony Delmar	1	6.25%																																																																																																														
- Chris Ferrante Jr	2	12.50%																																																																																																														
- Dan Ertz	1	6.25%																																																																																																														
- Deinese Norman	1	6.25%																																																																																																														
- Lynn Barth	1	6.25%																																																																																																														
- Marie Plummer	1	6.25%																																																																																																														
- Shivone Koo	2	12.50%																																																																																																														
- Shirley Norman	1	6.25%																																																																																																														
- Thomas Koller	4	25.00%																																																																																																														
- Rejected Write-In	2	12.50%																																																																																																														
Total ...	16	100.00%																																																																																																														
<table border="0" style="width: 100%;"> <tr> <td style="border-bottom: 1px solid black;">Winslow Proposal</td> <td style="text-align: right;">(8)</td> <td style="text-align: right;">8/8 100.00%</td> </tr> <tr> <td>Under Votes: 46</td> <td></td> <td></td> </tr> <tr> <td>Over Votes: 0</td> <td></td> <td></td> </tr> <tr> <td>- Yes</td> <td style="text-align: right;">1,409</td> <td style="text-align: right;">46.66%</td> </tr> <tr> <td>- No</td> <td style="text-align: right;">1,611</td> <td style="text-align: right;">53.34%</td> </tr> <tr> <td style="text-align: right;">Total ...</td> <td style="text-align: right;">3,020</td> <td style="text-align: right;">100.00%</td> </tr> </table>	Winslow Proposal	(8)	8/8 100.00%	Under Votes: 46			Over Votes: 0			- Yes	1,409	46.66%	- No	1,611	53.34%	Total ...	3,020	100.00%	<table border="0" style="width: 100%;"> <tr> <td style="border-bottom: 1px solid black;">Local BOE-Woodlynn UNEX 1Yr</td> <td style="text-align: right;">(1)</td> <td style="text-align: right;">1/1 100.00%</td> </tr> <tr> <td>Under Votes: 149</td> <td></td> <td></td> </tr> <tr> <td>Over Votes: 0</td> <td></td> <td></td> </tr> <tr> <td>Write-In</td> <td></td> <td></td> </tr> <tr> <td>- Chris Ferrante</td> <td style="text-align: right;">1</td> <td style="text-align: right;">6.25%</td> </tr> <tr> <td>- Cheryl Jones</td> <td style="text-align: right;">2</td> <td style="text-align: right;">12.50%</td> </tr> <tr> <td>- Dan Ertz</td> <td style="text-align: right;">1</td> <td style="text-align: right;">6.25%</td> </tr> <tr> <td>- Glenn Austin</td> <td style="text-align: right;">1</td> <td style="text-align: right;">6.25%</td> </tr> <tr> <td>- Heath Liis</td> <td style="text-align: right;">1</td> <td style="text-align: right;">6.25%</td> </tr> <tr> <td>- Lynn Barth</td> <td style="text-align: right;">2</td> <td style="text-align: right;">12.50%</td> </tr> <tr> <td>- Shivone Koo</td> <td style="text-align: right;">1</td> <td style="text-align: right;">6.25%</td> </tr> <tr> <td>- Thomas Koller</td> <td style="text-align: right;">6</td> <td style="text-align: right;">37.50%</td> </tr> <tr> <td>- William Skae</td> <td style="text-align: right;">1</td> <td style="text-align: right;">6.25%</td> </tr> <tr> <td style="text-align: right;">Total ...</td> <td style="text-align: right;">16</td> <td style="text-align: right;">100.00%</td> </tr> </table>	Local BOE-Woodlynn UNEX 1Yr	(1)	1/1 100.00%	Under Votes: 149			Over Votes: 0			Write-In			- Chris Ferrante	1	6.25%	- Cheryl Jones	2	12.50%	- Dan Ertz	1	6.25%	- Glenn Austin	1	6.25%	- Heath Liis	1	6.25%	- Lynn Barth	2	12.50%	- Shivone Koo	1	6.25%	- Thomas Koller	6	37.50%	- William Skae	1	6.25%	Total ...	16	100.00%																																																			
Winslow Proposal	(8)	8/8 100.00%																																																																																																														
Under Votes: 46																																																																																																																
Over Votes: 0																																																																																																																
- Yes	1,409	46.66%																																																																																																														
- No	1,611	53.34%																																																																																																														
Total ...	3,020	100.00%																																																																																																														
Local BOE-Woodlynn UNEX 1Yr	(1)	1/1 100.00%																																																																																																														
Under Votes: 149																																																																																																																
Over Votes: 0																																																																																																																
Write-In																																																																																																																
- Chris Ferrante	1	6.25%																																																																																																														
- Cheryl Jones	2	12.50%																																																																																																														
- Dan Ertz	1	6.25%																																																																																																														
- Glenn Austin	1	6.25%																																																																																																														
- Heath Liis	1	6.25%																																																																																																														
- Lynn Barth	2	12.50%																																																																																																														
- Shivone Koo	1	6.25%																																																																																																														
- Thomas Koller	6	37.50%																																																																																																														
- William Skae	1	6.25%																																																																																																														
Total ...	16	100.00%																																																																																																														
<table border="0" style="width: 100%;"> <tr> <td style="border-bottom: 1px solid black;">Local BOE- Woodlynn Boro</td> <td style="text-align: right;">(1)</td> <td style="text-align: right;">1/1 100.00%</td> </tr> <tr> <td>Under Votes: 341</td> <td></td> <td></td> </tr> <tr> <td>Over Votes: 0</td> <td></td> <td></td> </tr> <tr> <td>- Robin Medero</td> <td style="text-align: right;">113</td> <td style="text-align: right;">72.44%</td> </tr> <tr> <td>Write-In</td> <td></td> <td></td> </tr> <tr> <td>- Rejected Write-in 1</td> <td style="text-align: right;">3</td> <td style="text-align: right;">1.92%</td> </tr> <tr> <td>- Rejected Write-in 2</td> <td style="text-align: right;">1</td> <td style="text-align: right;">0.64%</td> </tr> <tr> <td>- Rejected Write-in 3</td> <td style="text-align: right;">0</td> <td style="text-align: right;">0.00%</td> </tr> <tr> <td>- Cheryl Jones</td> <td style="text-align: right;">4</td> <td style="text-align: right;">2.56%</td> </tr> <tr> <td>- Dan Ertz</td> <td style="text-align: right;">1</td> <td style="text-align: right;">0.64%</td> </tr> <tr> <td>- Thomas Koller</td> <td style="text-align: right;">10</td> <td style="text-align: right;">6.41%</td> </tr> <tr> <td>- Chris Ferrante Jr</td> <td style="text-align: right;">2</td> <td style="text-align: right;">1.28%</td> </tr> </table>	Local BOE- Woodlynn Boro	(1)	1/1 100.00%	Under Votes: 341			Over Votes: 0			- Robin Medero	113	72.44%	Write-In			- Rejected Write-in 1	3	1.92%	- Rejected Write-in 2	1	0.64%	- Rejected Write-in 3	0	0.00%	- Cheryl Jones	4	2.56%	- Dan Ertz	1	0.64%	- Thomas Koller	10	6.41%	- Chris Ferrante Jr	2	1.28%	<table border="0" style="width: 100%;"> <tr> <td style="border-bottom: 1px solid black;">Woodlynn Proposal</td> <td style="text-align: right;">(1)</td> <td style="text-align: right;">1/1 100.00%</td> </tr> <tr> <td>Under Votes: 5</td> <td></td> <td></td> </tr> <tr> <td>Over Votes: 0</td> <td></td> <td></td> </tr> <tr> <td>- Yes</td> <td style="text-align: right;">101</td> <td style="text-align: right;">62.35%</td> </tr> <tr> <td>- No</td> <td style="text-align: right;">61</td> <td style="text-align: right;">37.65%</td> </tr> <tr> <td style="text-align: right;">Total ...</td> <td style="text-align: right;">162</td> <td style="text-align: right;">100.00%</td> </tr> </table>	Woodlynn Proposal	(1)	1/1 100.00%	Under Votes: 5			Over Votes: 0			- Yes	101	62.35%	- No	61	37.65%	Total ...	162	100.00%																																																									
Local BOE- Woodlynn Boro	(1)	1/1 100.00%																																																																																																														
Under Votes: 341																																																																																																																
Over Votes: 0																																																																																																																
- Robin Medero	113	72.44%																																																																																																														
Write-In																																																																																																																
- Rejected Write-in 1	3	1.92%																																																																																																														
- Rejected Write-in 2	1	0.64%																																																																																																														
- Rejected Write-in 3	0	0.00%																																																																																																														
- Cheryl Jones	4	2.56%																																																																																																														
- Dan Ertz	1	0.64%																																																																																																														
- Thomas Koller	10	6.41%																																																																																																														
- Chris Ferrante Jr	2	1.28%																																																																																																														
Woodlynn Proposal	(1)	1/1 100.00%																																																																																																														
Under Votes: 5																																																																																																																
Over Votes: 0																																																																																																																
- Yes	101	62.35%																																																																																																														
- No	61	37.65%																																																																																																														
Total ...	162	100.00%																																																																																																														

Annual School Election
April 20, 2010
Summary Report
Camden County
OFFICIAL ELECTION RESULTS

<u>Woodlynne Proposal No. 2</u>	(1)	1/1	100.00%
Under Votes:	6		
Over Votes:	0		
- Yes		111	68.94%
- No		50	31.06%
Total ...		161	100.00%

Please note that the Audubon and Audubon Park School Districts elections are combined and the results for each of the municipalities need to be totaled as below to reflect the true result.

	Audubon	Audubon Park	Total
Kathryn Sullivan	671	186	857
William Harvey	696	58	754
Peggy Slack	817	55	872
Ralph Gilmore	732	38	770
Denise Gray DeFrates	496	139	635
Write-In	19	0	19
Local Proposal			
Yes	862	82	944
No	604	120	724

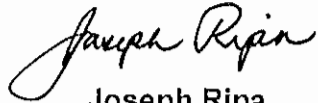
COUNTY OF CAMDEN
SCHOOL ELECTION
APRIL 20, 2010

REJECTED ABSENTEE AND PROVISIONAL BALLOTS

MUNICIPALITY	REJECTED ABSENTEE	REJECTED PROVISIONAL
AUDUBON BORO	1	2
AUDUBON PARK BORO	0	0
BARRINGTON BORO	0	2
BELLMAWR BORO	2	3
BERLIN BORO	1	4
BERLIN TWP.	0	2
BROOKLAWN BORO	0	1
CHERRY HILL TWP.	6	14
CHESILHURST BORO	0	0
CLEMENTON BORO	0	2
COLLINGSWOOD BORO	0	2
GIBBSBORO BORO	0	0
GLOUCESTER CITY WARD 1	0	0
GLOUCESTER CITY WARD 2	0	0
GLOUCESTER CITY WARD 3	0	0
GLOUCESTER TWP.	4	20
HADDON TWP.	1	4
HADDONFIELD BORO	0	2
HADDON HEIGHTS BORO	0	6
HI-NELLA BORO	0	0
LAUREL SPRINGS BORO	0	1
LAWNSIDE BORO	1	0
LINDENWOLD BORO	1	2
MAGNOLIA BORO	0	1
MERCHANTVILLE BORO	0	0
MOUNT EPHRAIM BORO	0	1
OAKLYN BORO	0	0
PENNSAUKEN TWP.	3	1
PINE HILL BORO	0	2
RUNNEMEDE BORO	0	11
SOMERDALE BORO	0	0
STRATFORD BORO	0	3
VOORHEES TWP.	4	8
WATERFORD TWP.	0	0
WINSLOW TWP. WARD 1	0	3
WINSLOW TWP. WARD 2	0	0
WINSLOW TWP. WARD 3	0	3
WINSLOW TWP. WARD 4	1	0
WOODLYNNE BORO	0	0

Camden County
 Annual School Election
 April 20, 2010

Official Results



Joseph Ripa
 Camden County Clerk

BLACK HORSE PIKE REGIONAL BOE BELLMAWR
 Vote for 1

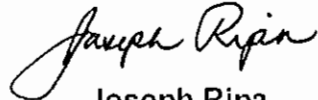
	Registered Voters	Ballots Cast	% Turnout	Louis Johnston	Write-In
Bellmawr Mail-In Ballot	0	61	0.00%	38	1
Bellmawr Provisional	0	4	0.00%	2	0
Totals - Bellmawr	0	65	0.00%	40	1
Bellmawr SB1 CSD 1,2	2417	387	16.01%	206	6
Bellmawr SB2 CSD 4,5,6	2985	427	14.30%	238	7
Bellmawr SB3 CSD 3,7	1958	255	13.02%	140	4
Totals - Grand Totals	7360	1134	15.41%	624	18

Camden County
Annual School Election
April 20, 2010

BLACK HORSE PIKE REGIONAL BOE- GLOUCESTER TWP

Vote for 3

Official Results

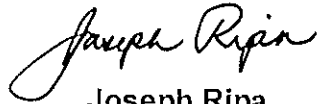


Joseph Ripa
Camden County Clerk

	Registered Voters	Ballots Cast	% Turnout	Alyssa Canobbio	Patricia A. Bond-Durso	Keesha E. Patterson	Mark F. Schmitz	Write-In
Gloucester Twp Mail-In Ballot	0	400	0.00%	46	36	33	224	5
Gloucester Twp Provisional	0	73	0.00%	4	6	13	31	2
Gloucester Twp Mail-In Ballot Rejected	0	0	0.00%	0	0	0	0	0
Gloucester Twp Provisional Rejected	0	0	0.00%	0	0	0	0	0
Gloucester Twp Emergency Ballots	0	0	0.00%	0	0	0	0	0
Totals - Gloucester Twp	0	473	0.00%	50	42	46	255	7
Gloucester Twp SB1 CSD 1,2,21,22	2942	493	16.76%	73	43	28	233	5
Gloucester Twp SB2 CSD 9,11,16,26	4290	1000	23.31%	113	346	54	242	13
Gloucester Twp SB3 CSD 4,5,13	4342	647	14.90%	72	73	24	335	15
Gloucester Twp SB4 CSD 6,7,10	2662	529	19.87%	91	55	18	224	5
Gloucester Twp SB5 CSD 20,30,32	3937	629	15.98%	104	80	43	247	12
Gloucester Twp SB6 CSD 14,17,23,27	5310	672	12.66%	123	54	159	219	6
Gloucester Twp SB7 CSD 12,15,25,28	5380	1015	18.87%	168	112	50	415	13
Gloucester Twp SB8 CSD 8,18	2719	318	11.70%	33	25	40	157	4
Gloucester Twp SB9 CSD 19,31,34	3696	720	19.48%	163	71	59	241	11
Gloucester Twp SB10 CSD 29,35	2260	410	18.14%	50	40	46	187	9
Gloucester Twp SB11 CSD 33	1208	165	13.66%	29	18	25	46	8
Gloucester Twp SB12 CSD 3,24	2994	558	18.64%	79	57	22	233	13
Totals - Grand Totals	41740	7629	18.28%	1148	1016	614	3034	121

Camden County
 Annual School Election
 April 20, 2010

Official Results



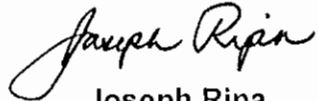
Joseph Ripa
 Camden County Clerk

BLACK HORSE PIKE REGIONAL-RUNNEMEDE
 Vote for 1

	Registered Voters	Ballots Cast	% Turnout	James H. Waller	Patricia Wilson	Write-In
RunnemeDE Mail-In Ballot	0	53	0.00%	20	29	0
RunnemeDE Provisional	0	8	0.00%	2	5	0
Totals - RunnemeDE	0	61	0.00%	22	34	0
RunnemeDE SB1 CSD 1,2,3	2452	546	22.27%	209	301	3
RunnemeDE SB2 CSD 4,5,6	3141	741	23.59%	220	468	3
Totals - Grand Totals	5593	1348	24.10%	451	803	6

Camden County
Annual School Election
April 20, 2010

Official Results



Joseph Ripa
Camden County Clerk

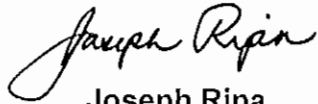
EASTERN CAMDEN COUNTY REGIONAL-BERLIN BORO

Vote for 1

	Registered Voters	Ballots Cast	% Turnout	Robert M. De Cicco	Write-In
Berlin Boro Mail-In Ballot	0	41	0.00%	32	0
Berlin Boro Provisional	0	1	0.00%	1	0
Totals - Berlin Boro	0	42	0.00%	33	0
Berlin Boro SB1 CSD 1,2,5	2702	552	20.43%	374	6
Berlin Boro SB2 CSD 3,4,6	2468	610	24.72%	428	11
Totals - Grand Totals	5170	1204	23.29%	835	17

Camden County
Annual School Election
April 20, 2010

Official Results



Joseph Ripa
Camden County Clerk

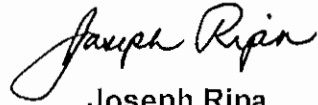
EASTERN CAMDEN REGIONAL BOE- VOORHEES

Vote for 2

	Registered Voters	Ballots Cast	% Turnout	Mary T. Schmus	Hillary J. Garr	Write-In
Voorhees Mail-In Ballot	0	191	0.00%	137	133	4
Voorhees Provisional	0	23	0.00%	17	15	0
Totals - Voorhees	0	214	0.00%	154	148	4
Voorhees SB1 CSD 1,2	2549	455	17.85%	312	270	17
Voorhees SB2 CSD 7,12	3203	573	17.89%	335	345	17
Voorhees SB3 CSD 3,9,10	3389	737	21.75%	461	453	16
Voorhees SB4 CSD 13,14	2102	388	18.46%	239	239	20
Voorhees SB5 CSD 6,11,16	2917	698	23.93%	443	408	17
Voorhees SB6 CSD 4,5	3114	213	6.84%	133	136	11
Voorhees SB7 CSD 8,15	2409	495	20.55%	313	336	12
Totals - Grand Totals	19683	3773	19.17%	2390	2335	114

Camden County
 Annual School Election
 April 20, 2010

Official Results



Joseph Ripa
 Camden County Clerk

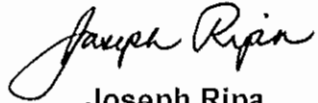
STERLING REGIONAL BOE- SOMERDALE BORO

Vote for 1

	Registered Voters	Ballots Cast	% Turnout	Leslie Caramiello	Ernest M. Ray Jr.	Write-In
Somerdale Mail-In Ballot	0	5	0.00%	3	0	0
Somerdale Provisional	0	0	0.00%	0	0	0
Totals - Somerdale	0	5	0.00%	3	0	0
Somerdale SB1 CSD 1,2,3,4,5	3481	481	13.82%	253	111	10
Totals - Grand Totals	3481	486	13.96%	256	111	10

Camden County
Annual School Election
April 20, 2010

Official Results



Joseph Ripa
Camden County Clerk

STERLING REGIONAL BOE- STRATFORD BORO

Vote for 3

	Registered Voters	Ballots Cast	% Turnout	William Hughes	William J. Grover Jr.	Clark E. Pierce	James J. Camburn	Write-In
Stratford Mail-In Ballot	0	38	0.00%	15	11	13	15	0
Stratford Provisional	0	3	0.00%	2	1	1	2	0
Totals - Stratford	0	41	0.00%	17	12	14	17	0
Stratford SB1 CSD 1,2,3	2210	550	24.89%	210	196	215	187	3
Stratford SB2 CSD 4,5,6	2405	591	24.57%	207	213	263	212	4
Totals - Grand Totals	4615	1182	25.61%	434	421	492	416	7

Camden County
 Annual School Election
 April 20, 2010

Official Results



Joseph Ripa
 Camden County Clerk


STERLING REGIONAL BOE- STRATFORD BORO UNEX

Vote for 1

	Registered Voters	Ballots Cast	% Turnout	Louise Barikian	Write-In
Stratford Mail-In Ballot	0	38	0.00%	25	0
Stratford Provisional	0	3	0.00%	2	0
Totals - Stratford	0	41	0.00%	27	0
Stratford SB1 CSD 1,2,3	2210	550	24.89%	327	4
Stratford SB2 CSD 4,5,6	2405	591	24.57%	370	4
Totals - Grand Totals	4615	1182	25.61%	724	8

Camden County
Annual School Election
April 20, 2010

Official Results



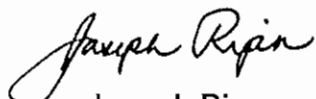
Joseph Ripa
Camden County Clerk

LOCAL BOE- AUDUBON BORO
Vote for 3

	Registered Voters	Ballots Cast	% Turnout	Kathryn Sullivan	William Harvey	Peggy Slack	Ralph Gilmore	Denise Gray De Frates	Write-In
Audubon Boro Mail-In Ballot	0	24	0.00%	14	9	15	12	11	2
Audubon Boro Provisional	0	3	0.00%	3	0	0	0	1	0
Audubon Boro Mail-In Ballot Rejected	0	2	0.00%	0	0	0	0	0	0
Totals - Audubon Boro	0	29	0.00%	17	9	15	12	12	2
Audubon SB1 CSD 3,8	1771	394	22.25%	186	207	219	197	128	5
Audubon SB2 CSD 1,2,4	1972	470	23.83%	212	237	247	234	166	1
Audubon SB3 CSD 5,6,7	2513	583	23.20%	256	243	336	289	190	9
Totals - Grand Totals	6256	1476	23.59%	671	696	817	732	496	17

Camden County
Annual School Election
April 20, 2010

Official Results



Joseph Ripa
Camden County Clerk

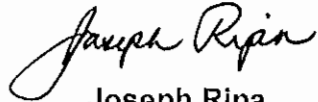
LOCAL BOE- AUDUBON PARK BORO

Vote for 1

	Registered Voters	Ballots Cast	% Turnout	Kathryn Sullivan	William Harvey	Peggy Slack	Ralph Gilmore	Denise Gray De Frates	Write-In
Audubon Park Mail-In Ballot	0	0	0.00%	0	0	0	0	0	0
Audubon Park Provisional	0	1	0.00%	1	0	1	0	1	0
Totals - Audubon Park	0	1	0.00%	1	0	1	0	1	0
Audubon Park SB1 CSD 1	801	211	26.34%	185	58	54	38	138	0
Totals - Grand Totals	801	212	26.47%	186	58	55	38	139	0

Camden County
Annual School Election
April 20, 2010

Official Results



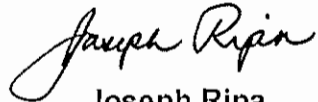
Joseph Ripa
Camden County Clerk

LOCAL BOE- BARRINGTON BORO
Vote for 3

	Registered Voters	Ballots Cast	% Turnout	Ronald J. Oppermann Jr.	Carla J. Bolling	Robert J. Klopp	Write-In
Barrington Mail-In Ballot	0	24	0.00%	19	20	22	1
Barrington Provisional	0	7	0.00%	3	3	2	0
Totals - Barrington	0	31	0.00%	22	23	24	1
Barrington SB1 CSD 1	1131	258	22.81%	163	158	166	13
Barrington SB2 CSD 2,5	1358	257	18.92%	172	182	182	12
Barrington SB3 CSD 3,4	2250	367	16.31%	232	217	227	17
Totals - Grand Totals	4739	913	19.27%	589	580	599	43

Camden County
Annual School Election
April 20, 2010

Official Results



Joseph Ripa
Camden County Clerk

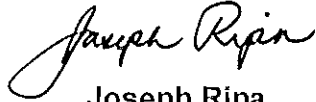
LOCAL BOE- BELLMAWR BORO

Vote for 2

	Registered Voters	Ballots Cast	% Turnout	William J. Murray	Christopher Concannon	Eric Hoban	Carmella Giaccio-Salas	Write-In
Bellmawr Mail-In Ballot	0	61	0.00%	35	30	18	20	1
Bellmawr Provisional	0	4	0.00%	0	1	2	2	0
Totals - Bellmawr	0	65	0.00%	35	31	20	22	1
Bellmawr SB1 CSD 1,2	2417	387	16.01%	194	121	118	107	4
Bellmawr SB2 CSD 4,5,6	2985	427	14.30%	189	162	194	112	6
Bellmawr SB3 CSD 3,7	1958	255	13.02%	95	93	95	81	9
Totals - Grand Totals	7360	1134	15.41%	513	407	427	322	20

Camden County
 Annual School Election
 April 20, 2010

Official Results



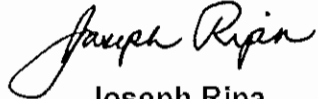
Joseph Ripa
 Camden County Clerk

LOCAL BOE- BERLIN BORO
 Vote for 3

	Registered Voters	Ballots Cast	% Turnout	Juan Perez	Eileen German	Dennis Quinn	Write-In
Berlin Boro Mail-In Ballot	0	41	0.00%	27	27	28	3
Berlin Boro Provisional	0	1	0.00%	1	1	1	0
Totals - Berlin Boro	0	42	0.00%	28	28	29	3
Berlin Boro SB1 CSD 1,2,5	2702	552	20.43%	325	323	332	13
Berlin Boro SB2 CSD 3,4,6	2468	610	24.72%	371	375	374	21
Totals - Grand Totals	5170	1204	23.29%	724	726	735	37

Camden County
Annual School Election
April 20, 2010

Official Results



Joseph Ripa
Camden County Clerk

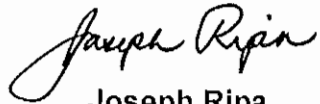
LOCAL BOE- BERLIN TOWNSHIP

Vote for 3

	Registered Voters	Ballots Cast	% Turnout	Jocelyn Lewis	Linda Davis	Kristy Cryan	Write-In
Berlin Twp Mail-In Ballot	0	26	0.00%	20	20	21	1
Berlin Twp Provisional	0	4	0.00%	1	3	2	0
Berlin Twp Mail-In Ballot Rejected	0	0	0.00%	0	0	0	0
Berlin Twp Provisional Rejected	0	0	0.00%	0	0	0	0
Berlin Twp Emergency Ballots	0	0	0.00%	0	0	0	0
Totals - Berlin Twp	0	30	0.00%	21	23	23	1
Berlin Twp SB1 CSD 1,2,3,4	3452	524	15.18%	289	310	286	26
Totals - Grand Totals	3452	554	16.05%	310	333	309	27

Camden County
 Annual School Election
 April 20, 2010

Official Results



Joseph Ripa
 Camden County Clerk

LOCAL BOE- BROOKLAWN BORO

Vote for 3

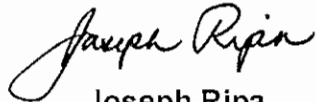
	Registered Voters	Ballots Cast	% Turnout	Tracy Farrow	Mark Dickerman	Write-In
Brooklawn Mail-In Ballot	0	4	0.00%	1	3	2
Brooklawn Provisional	0	0	0.00%	0	0	0
Totals - Brooklawn	0	4	0.00%	1	3	2
Brooklawn SB1 CSD 1,2	1219	114	9.35%	83	86	9
Totals - Grand Totals	1219	118	9.68%	84	89	11

Camden County
Annual School Election
April 20, 2010

LOCAL BOE- CHERRY HILL TOWNSHIP

Vote for 3

Official Results




Joseph Ripa
Camden County Clerk

	Registered Voters	Ballots Cast	% Turnout	Lynette Howard	Sherrie L. Cohen	Steven Robbins
Cherry Hill Mail-In Ballot	0	405	0.00%	277	283	279
Cherry Hill Provisional	0	37	0.00%	23	20	22
Cherry Hill Mail-In Ballot Rejected	0	0	0.00%	0	0	0
Cherry Hill Provisional Rejected	0	0	0.00%	0	0	0
Cherry Hill Emergency Ballots	0	0	0.00%	0	0	0
Totals - Cherry Hill	0	442	0.00%	300	303	301
Cherry Hill SB1 CSD 6	1379	181	13.13%	107	107	104
Cherry Hill SB2 CSD 4,9,23	2883	468	16.23%	282	297	294
Cherry Hill SB3 CSD 3,8	2413	352	14.59%	194	186	183
Cherry Hill SB4 CSD 5,29	2460	587	23.86%	363	371	353
Cherry Hill SB5 CSD 14,22	1811	555	30.65%	328	333	324
Cherry Hill SB6 CSD 11,21,31	3662	681	18.60%	401	399	382
Cherry Hill SB7 CSD 10,20	2635	476	18.06%	277	279	273
Cherry Hill SB8 CSD 26	1336	434	32.49%	258	262	257
Cherry Hill SB9 CSD 15,41	2141	331	15.46%	202	200	201
Cherry Hill SB10 CSD 1,12,25	3067	651	21.23%	404	397	390
Cherry Hill SB11 CSD 17,18,42	2714	636	23.43%	402	394	393
Cherry Hill SB12 CSD 2,13,35	3289	772	23.47%	437	432	436
Cherry Hill SB13 CSD 24,32	1873	281	15.00%	181	187	186
Cherry Hill SB14 CSD 7,44,45	3650	738	20.22%	495	503	487
Cherry Hill SB15 CSD 19,38	1667	435	26.09%	289	307	293
Cherry Hill SB16 CSD 34,43	3015	674	22.35%	405	426	414
Cherry Hill SB17 CSD 16,30,40	2269	679	29.93%	452	471	464
Cherry Hill SB18 CSD 36,46	2010	387	19.25%	254	262	251
Cherry Hill SB19 CSD 28	1394	328	23.53%	225	238	221
Cherry Hill SB20 CSD 33	1360	389	28.60%	244	247	238
Cherry Hill SB21 CSD 37,39	2267	582	25.67%	406	410	404
Cherry Hill SB22 CSD 27	1024	251	24.51%	149	159	153
Totals - Grand Totals	50319	11310	22.48%	7055	7170	7002

Camden County
Annual School Election
April 20, 2010

Official Results



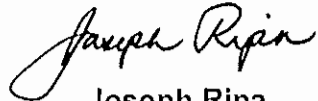
Joseph Ripa
Camden County Clerk

LOCAL BOE- CHESILHURST BORO
Vote for 2

	Registered Voters	Ballots Cast	% Turnout	Maria Littles	Mary Ellen Tillmon	Henrietta Coombs	Write-In
Chesilhurst Mail-In Ballot	0	11	0.00%	4	3	3	0
Chesilhurst Provisional	0	0	0.00%	0	0	0	0
Totals - Chesilhurst	0	11	0.00%	4	3	3	0
Chesilhurst SB1 CSD 1	1181	108	9.14%	45	46	48	8
Totals - Grand Totals	1181	119	10.08%	49	49	51	8

Camden County
 Annual School Election
 April 20, 2010

Official Results



Joseph Ripa
 Camden County Clerk

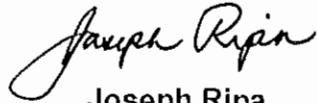
LOCAL BOE- CLEMENTON BORO

Vote for 3

	Registered Voters	Ballots Cast	% Turnout	Kathleen Rappold	William Weyland	Sara A. Paranzino	Write-In
Clementon Mail-In Ballot	0	12	0.00%	8	7	8	0
Clementon Provisional	0	0	0.00%	0	0	0	0
Totals - Clementon	0	12	0.00%	8	7	8	0
Clementon SB1 CSD 1,2,3	2988	407	13.62%	255	233	244	14
Totals - Grand Totals	2988	419	14.02%	263	240	252	14

Camden County
Annual School Election
April 20, 2010

Official Results



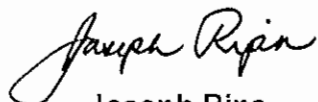
Joseph Ripa
Camden County Clerk

LOCAL BOE CLEMENTON BORO UNEX
Vote for 1

	Registered Voters	Ballots Cast	% Turnout	William Dilworth	Write-In
Clementon Mail-In Ballot	0	12	0.00%	8	0
Clementon Provisional	0	0	0.00%	0	0
Totals - Clementon	0	12	0.00%	8	0
Clementon SB1 CSD 1,2,3	2988	407	13.62%	262	4
Totals - Grand Totals	2988	419	14.02%	270	4

Camden County
Annual School Election
April 20, 2010

Official Results



Joseph Ripa
Camden County Clerk

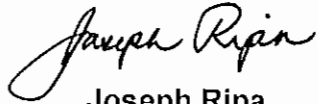
LOCAL BOE- COLLINGSWOOD BORO

Vote for 3

	Registered Voters	Ballots Cast	% Turnout	David N. Routzahn Jr.	Lisa C. Soulos	Stephen T. Rydzewski	Write-In
Collingswood Mail-In Ballot	0	37	0.00%	28	28	30	2
Collingswood Provisional	0	7	0.00%	7	6	6	0
Totals - Collingswood	0	44	0.00%	35	34	36	2
Collingswood SB1 CSD 5,10	1411	254	18.00%	166	179	170	15
Collingswood SB2 CSD 3,9	1180	170	14.41%	86	99	95	28
Collingswood SB3 CSD 2,12	1575	301	19.11%	198	209	204	18
Collingswood SB4 CSD 11,13	1733	158	9.12%	100	108	113	7
Collingswood SB5 CSD 1,4,8	2286	450	19.69%	280	324	303	17
Collingswood SB6 CSD 6,7	1653	318	19.24%	218	228	227	19
Totals - Grand Totals	9838	1695	17.23%	1083	1181	1148	106

Camden County
 Annual School Election
 April 20, 2010

Official Results



Joseph Ripa
 Camden County Clerk

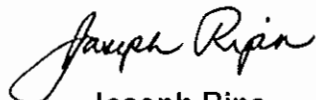
LOCAL BOE- GIBBSBORO BORO

Vote for 3

	Registered Voters	Ballots Cast	% Turnout	Joyce Miller	Peggy Mason	Write-In
Gibbsboro Mail-In Ballot	0	7	0.00%	7	6	0
Gibbsboro Provisional	0	1	0.00%	0	1	0
Totals - Gibbsboro	0	8	0.00%	7	7	0
Gibbsboro SB1 CSD 1,2	1699	403	23.72%	285	297	31
Totals - Grand Totals	1699	411	24.19%	292	304	31

Camden County
Annual School Election
April 20, 2010

Official Results



Joseph Ripa
Camden County Clerk

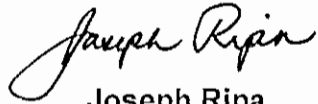
LOCAL BOE- GLOUCESTER CITY

Vote for 3

	Registered Voters	Ballots Cast	% Turnout	Victoria Schafer	Patrick R. Hagan	Adam Baker	Kimberly Waddington	W. Bruce Marks	Write-In
Gloucester City Ward 1 Mail-In Ballot	0	8	0.00%	2	3	4	2	5	0
Gloucester City Ward 1 Provisional	0	0	0.00%	0	0	0	0	0	0
Gloucester City W1 Mail-In Ballot Rejected	0	0	0.00%	0	0	0	0	0	0
Gloucester City W1 Provisional Rejected	0	0	0.00%	0	0	0	0	0	0
Gloucester City W1 Emergency Ballots	0	0	0.00%	0	0	0	0	0	0
Gloucester City Ward 2 Mail-In Ballot	0	8	0.00%	2	6	6	4	5	0
Gloucester City Ward 2 Provisional	0	1	0.00%	0	1	1	1	0	0
Gloucester City W2 Mail-In Ballot Rejected	0	0	0.00%	0	0	0	0	0	0
Gloucester City W2 Provisional Rejected	0	0	0.00%	0	0	0	0	0	0
Gloucester City W2 Emergency Ballots	0	0	0.00%	0	0	0	0	0	0
Gloucester City Ward 3 Mail-In Ballot	0	4	0.00%	3	2	0	3	4	0
Gloucester City Ward 3 Provisional	0	0	0.00%	0	0	0	0	0	0
Gloucester City W3 Mail-In Ballot Rejected	0	0	0.00%	0	0	0	0	0	0
Gloucester City W3 Provisional Rejected	0	0	0.00%	0	0	0	0	0	0
Gloucester City W3 Emergency Ballots	0	0	0.00%	0	0	0	0	0	0
Totals - Gloucester City	0	21	0.00%	7	12	11	10	14	0
Gloucester City SB1-1 CSD W1 D1,2,3	1801	162	9.00%	46	99	86	54	81	2
Gloucester City SB1-2 CSD W1 D4	615	95	15.45%	36	55	52	35	39	1
Gloucester City SB2-1 CSD W2 D1,2	1278	119	9.31%	51	66	57	59	58	0
Gloucester City SB2-2 CSD W2 D3	1024	191	18.65%	52	112	101	76	102	0
Gloucester City SB3-1 CSD W3 D1	1170	97	8.29%	44	53	43	41	47	2
Gloucester City SB3-2 CSD W3 D2	880	102	11.59%	32	68	49	37	41	5
Totals - Grand Totals	6768	787	11.63%	268	465	399	312	382	10

Camden County
Annual School Election
April 20, 2010

Official Results



Joseph Ripa
Camden County Clerk

LOCAL BOE GLOUSTER CITY UNEX

Vote for 2

	Registered Voters	Ballots Cast	% Turnout	Linda Bittmann	Write-In
Gloucester City Ward 1 Mail-In Ballot	0	8	0.00%	6	0
Gloucester City Ward 1 Provisional	0	0	0.00%	0	0
Gloucester City W1 Mail-In Ballot Rejected	0	0	0.00%	0	0
Gloucester City W1 Provisional Rejected	0	0	0.00%	0	0
Gloucester City W1 Emergency Ballots	0	0	0.00%	0	0
Gloucester City Ward 2 Mail-In Ballot	0	8	0.00%	8	0
Gloucester City Ward 2 Provisional	0	1	0.00%	1	0
Gloucester City W2 Mail-In Ballot Rejected	0	0	0.00%	0	0
Gloucester City W2 Provisional Rejected	0	0	0.00%	0	0
Gloucester City W2 Emergency Ballots	0	0	0.00%	0	0
Gloucester City Ward 3 Mail-In Ballot	0	4	0.00%	4	0
Gloucester City Ward 3 Provisional	0	0	0.00%	0	0
Gloucester City W3 Mail-In Ballot Rejected	0	0	0.00%	0	0
Gloucester City W3 Provisional Rejected	0	0	0.00%	0	0
Gloucester City W3 Emergency Ballots	0	0	0.00%	0	0
Totals - Gloucester City	0	21	0.00%	19	0
Gloucester City SB1-1 CSD W1 D1,2,3	1801	162	9.00%	106	0
Gloucester City SB1-2 CSD W1 D4	615	95	15.45%	74	1
Gloucester City SB2-1 CSD W2 D1,2	1278	119	9.31%	90	1
Gloucester City SB2-2 CSD W2 D3	1024	191	18.65%	128	0
Gloucester City SB3-1 CSD W3 D1	1170	97	8.29%	65	0
Gloucester City SB3-2 CSD W3 D2	880	102	11.59%	69	2
Totals - Grand Totals	6768	787	11.63%	551	4

Camden County
Annual School Election
April 20, 2010

Official Results



Joseph Ripa
Camden County Clerk

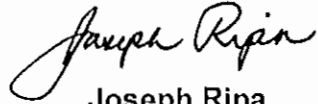
LOCAL BOE- GLOUCESTER TWP. K-8

Vote for 3

	Registered Voters	Ballots Cast	% Turnout	Linda K. Gilch	William Collins	Ellen Reese
Gloucester Twp Mail-In Ballot	0	400	0.00%	280	274	281
Gloucester Twp Provisional	0	73	0.00%	25	28	26
Gloucester Twp Mail-In Ballot Rejected	0	0	0.00%	0	0	0
Gloucester Twp Provisional Rejected	0	0	0.00%	0	0	0
Gloucester Twp Emergency Ballots	0	0	0.00%	0	0	0
Totals - Gloucester Twp	0	473	0.00%	305	302	307
Gloucester Twp SB1 CSD 1,2,21,22	2942	493	16.76%	276	240	243
Gloucester Twp SB2 CSD 9,11,16,26	4290	1000	23.31%	506	453	503
Gloucester Twp SB3 CSD 4,5,13	4342	647	14.90%	348	358	351
Gloucester Twp SB4 CSD 6,7,10	2662	529	19.87%	257	272	246
Gloucester Twp SB5 CSD 20,30,32	3937	629	15.98%	306	308	297
Gloucester Twp SB6 CSD 14,17,23,27	5310	672	12.66%	346	348	322
Gloucester Twp SB7 CSD 12,15,25,28	5380	1015	18.87%	518	510	538
Gloucester Twp SB8 CSD 8,18	2719	318	11.70%	141	159	148
Gloucester Twp SB9 CSD 19,31,34	3696	720	19.48%	307	329	309
Gloucester Twp SB10 CSD 29,35	2260	410	18.14%	192	198	198
Gloucester Twp SB11 CSD 33	1208	165	13.66%	73	76	79
Gloucester Twp SB12 CSD 3,24	2994	558	18.64%	274	272	263
Totals - Grand Totals	41740	7629	18.28%	3849	3825	3804

Camden County
Annual School Election
April 20, 2010

Official Results



Joseph Ripa
Camden County Clerk

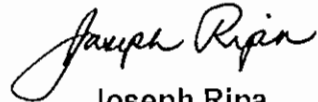
LOCAL BOE- HADDON TOWNSHIP

Vote for 3

	Registered Voters	Ballots Cast	% Turnout	Mark Cavallo	James Mulroy	Bonnie Richards	Write-In
Haddon Twp Mail-In Ballot	0	60	0.00%	52	48	47	1
Haddon Twp Provisional	0	3	0.00%	3	3	3	0
Totals - Haddon Twp	0	63	0.00%	55	51	50	1
Haddon Twp SB1 CSD 1,2	1387	262	18.89%	176	167	173	15
Haddon Twp SB2 CSD 8,9,13,14,16	3277	577	17.61%	402	376	385	45
Haddon Twp SB3 CSD 4,10	1344	279	20.76%	192	179	177	16
Haddon Twp SB4 CSD 3,7,11	2468	671	27.19%	454	443	439	48
Haddon Twp SB5 CSD 5	472	111	23.52%	83	79	79	9
Haddon Twp SB6 CSD 6	679	118	17.38%	103	92	90	6
Haddon Twp SB7 CSD 12,15	1287	344	26.73%	233	257	231	10
Totals - Grand Totals	10914	2425	22.22%	1698	1644	1624	150

Camden County
Annual School Election
April 20, 2010

Official Results



Joseph Ripa
Camden County Clerk

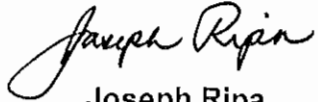
LOCAL BOE- HADDONFIELD BORO

Vote for 3

	Registered Voters	Ballots Cast	% Turnout	David Raymond	F. Joseph Ehrhardt	Christopher J. Basner	Steven D. Weinstein	Cheryl E. Laney	Write-In
Haddonfield Mail-In Ballot	0	89	0.00%	31	56	15	57	61	3
Haddonfield Provisional	0	4	0.00%	2	1	2	1	1	0
Totals - Haddonfield	0	93	0.00%	33	57	17	58	62	3
Haddonfield SB1 CSD 2,10	1987	523	26.32%	193	246	148	243	320	9
Haddonfield SB2 CSD 3,4	1586	522	32.91%	188	259	126	256	289	19
Haddonfield SB3 CSD 6,7	1802	655	36.35%	242	355	160	371	323	7
Haddonfield SB4 CSD 1,5	1691	552	32.64%	202	295	145	331	318	2
Haddonfield SB5 CSD 8,9	2037	728	35.74%	283	356	196	376	436	0
Totals - Grand Totals	9103	3073	33.76%	1141	1568	792	1635	1748	40

Camden County
Annual School Election
April 20, 2010

Official Results



Joseph Ripa
Camden County Clerk

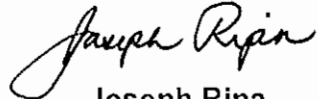
LOCAL BOE- HADDON HEIGHTS BORO

Vote for 3

	Registered Voters	Ballots Cast	% Turnout	Lisa Long	Gregory Solly	Theresa M. Mc Gee	Joseph Lucia	Write-In
Haddon Heights Mail-In Ballot	0	52	0.00%	30	16	29	28	0
Haddon Heights Provisional	0	3	0.00%	1	1	1	1	0
Totals - Haddon Heights	0	55	0.00%	31	17	30	29	0
Haddon Heights SB1 CSD 1,4	1339	397	29.65%	248	118	220	220	43
Haddon Heights SB2 CSD 2,3,5	2502	701	28.02%	468	178	450	390	24
Haddon Heights SB3 CSD 6,7	1847	487	26.37%	309	152	301	261	15
Totals - Grand Totals	5688	1640	28.83%	1056	465	1001	900	82

Camden County
 Annual School Election
 April 20, 2010

Official Results



Joseph Ripa
 Camden County Clerk

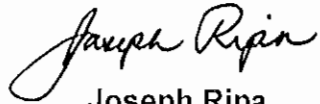
LOCAL BOE- HI-NELLA BORO

Vote for 2

	Registered Voters	Ballots Cast	% Turnout	Karen Cunningham	Write-In
Hi Nella Mail-In Ballot	0	4	0.00%	4	0
Hi Nella Provisional	0	0	0.00%	0	0
Totals - Hi-Nella	0	4	0.00%	4	0
Hi Nella SB1 CSD 1	555	42	7.57%	40	0
Totals - Grand Totals	555	46	8.29%	44	0

Camden County
Annual School Election
April 20, 2010

Official Results



Joseph Ripa
Camden County Clerk

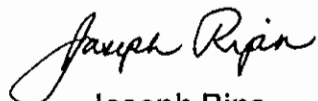
LOCAL BOE-HI-NELLA BORO UNEX

Vote for 1

	Registered Voters	Ballots Cast	% Turnout	Write-In
Hi Nella Mail-In Ballot	0	4	0.00%	0
Hi Nella Provisional	0	0	0.00%	0
Totals - Hi-Nella	0	4	0.00%	0
Hi Nella SB1 CSD 1	555	42	7.57%	17
Totals - Grand Totals	555	46	8.29%	17

Camden County
Annual School Election
April 20, 2010

Official Results



Joseph Ripa
Camden County Clerk


LOCAL BOE- LAUREL SPRINGS BORO

Vote for 3

	Registered Voters	Ballots Cast	% Turnout	Monica Korn	Elizabeth Hobbs	Write-In
Laurel Springs Mail-In Ballot	0	14	0.00%	12	8	0
Laurel Springs Provisional	0	1	0.00%	1	1	0
Laurel Springs Mail-In Ballot Rejected	0	0	0.00%	0	0	0
Laurel Springs Provisional Rejected	0	0	0.00%	0	0	0
Laurel Springs Emergency Ballots	0	0	0.00%	0	0	0
Totals - Laurel Springs	0	15	0.00%	13	9	0
Laurel Springs SB1 CSD 1,2	1362	299	21.95%	218	189	54
Totals - Grand Totals	1362	314	23.05%	231	198	54

Camden County
 Annual School Election
 April 20, 2010

Official Results



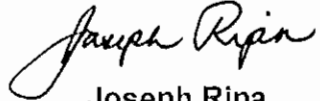
Joseph Ripa
 Camden County Clerk

LOCAL BOE- LAWNSIDE BORO
 Vote for 3

	Registered Voters	Ballots Cast	% Turnout	Lovelle Kendall	Dawn Wright-McLeod	Donica Venable	Anthony Bland	Write-In
Lawnside Mail-In Ballot	0	14	0.00%	11	10	7	7	3
Lawnside Provisional	0	0	0.00%	0	0	0	0	0
Totals - Lawnside	0	14	0.00%	11	10	7	7	3
Lawnside SB1 CSD 1,2	2320	426	18.36%	254	323	295	141	2
Totals - Grand Totals	2320	440	18.97%	265	333	302	148	5

Camden County
Annual School Election
April 20, 2010

Official Results



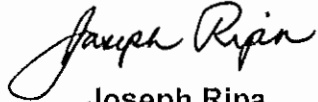
Joseph Ripa
Camden County Clerk

LOCAL BOE- LINDENWOLD BORO
Vote for 3

	Registered Voters	Ballots Cast	% Turnout	Cathy Moncrief	Neil Doakley	Jean Massey	Kevin Mc Gahey	Write-In
Lindenwold Mail-In Ballot	0	36	0.00%	24	19	23	23	1
Lindenwold Provisional	0	4	0.00%	2	1	3	1	0
Totals - Lindenwold	0	40	0.00%	26	20	26	24	1
Lindenwold SB1 CSD 3,4	2476	201	8.12%	105	70	100	77	20
Lindenwold SB2 CSD 5,7	2654	146	5.50%	81	59	85	57	3
Lindenwold SB3 CSD 1,2,6,8	4868	424	8.71%	236	169	244	197	19
Totals - Grand Totals	9998	811	8.11%	448	318	455	355	43

Camden County
 Annual School Election
 April 20, 2010

Official Results



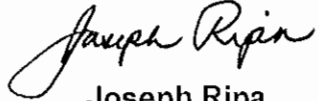
Joseph Ripa
 Camden County Clerk

LOCAL BOE - LINDENWOLD BORO UNEX
 Vote for 1

	Registered Voters	Ballots Cast	% Turnout	Katie White	Write-In
Lindenwold Mail-In Ballot	0	36	0.00%	30	1
Lindenwold Provisional	0	4	0.00%	3	0
Totals - Lindenwold	0	40	0.00%	33	1
Lindenwold SB1 CSD 3,4	2476	201	8.12%	111	7
Lindenwold SB2 CSD 5,7	2654	146	5.50%	90	0
Lindenwold SB3 CSD 1,2,6,8	4868	424	8.71%	260	6
Totals - Grand Totals	9998	811	8.11%	494	14

Camden County
 Annual School Election
 April 20, 2010

Official Results



Joseph Ripa
 Camden County Clerk

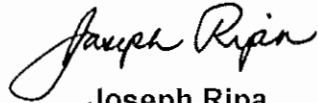
LOCAL BOE-MAGNOLIA BORO

Vote for 3

	Registered Voters	Ballots Cast	% Turnout	Kenneth Carman	Marie Lavigne	Write-In
Magnolia Mail-In Ballot	0	15	0.00%	12	12	0
Magnolia Provisional	0	0	0.00%	0	0	0
Totals - Magnolia	0	15	0.00%	12	12	0
Magnolia SB1 CSD 1,2,3,4	2939	504	17.15%	292	280	50
Totals - Grand Totals	2939	519	17.66%	304	292	50

Camden County
Annual School Election
April 20, 2010

Official Results



Joseph Ripa
Camden County Clerk

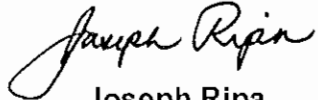
LOCAL BOE- MERCHANTVILLE BORO

Vote for 3

	Registered Voters	Ballots Cast	% Turnout	Mark Iannucci	Jennifer Perno	Edward Bohn	Write-In
Merchantville Mail-In Ballot	0	13	0.00%	10	10	10	3
Merchantville Provisional	0	0	0.00%	0	0	0	0
Totals - Merchantville	0	13	0.00%	10	10	10	3
Merchantville SB1 CSD 1,2,3	2631	405	15.39%	262	263	277	10
Totals - Grand Totals	2631	418	15.89%	272	273	287	13

Camden County
 Annual School Election
 April 20, 2010

Official Results



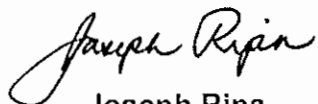
Joseph Ripa
 Camden County Clerk

LOCAL BOE- MT. EPHRAIM BORO
 Vote for 3

	Registered Voters	Ballots Cast	% Turnout	Carl Ingram	David Mc Donough	Patricia Blaylock	Write-In
Mt. Ephraim Mail-In Ballot	0	22	0.00%	13	14	16	0
Mt. Ephraim Provisional	0	0	0.00%	0	0	0	0
Totals - Mt. Ephraim	0	22	0.00%	13	14	16	0
Mt. Ephraim SB1 CSD 1,2,3,4	3122	662	21.20%	367	394	414	184
Totals - Grand Totals	3122	684	21.91%	380	408	430	184

Camden County
Annual School Election
April 20, 2010

Official Results



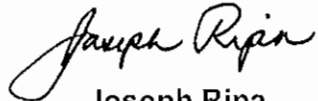
Joseph Ripa
Camden County Clerk

LOCAL BOE- OAKLYN BORO
Vote for 3

	Registered Voters	Ballots Cast	% Turnout	William Stauts	Michael Brandley	Teresa Costantini	Brenda Armbruster	Write-In
Oaklyn Mail-In Ballot	0	12	0.00%	6	8	7	7	0
Oaklyn Provisional	0	1	0.00%	1	1	1	0	0
Totals - Oaklyn	0	13	0.00%	7	9	8	7	0
Oaklyn SB1 CSD 1,2,3,4	2814	535	19.01%	310	351	303	234	11
Totals - Grand Totals	2814	548	19.47%	317	360	311	241	11

Camden County
 Annual School Election
 April 20, 2010

Official Results



Joseph Ripa
 Camden County Clerk

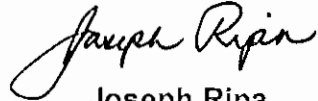
LOCAL BOE OAKLYN UNEX

Vote for 1

	Registered Voters	Ballots Cast	% Turnout	Jennifer Cassel	Write-In
Oaklyn Mail-In Ballot	0	12	0.00%	7	0
Oaklyn Provisional	0	1	0.00%	1	0
Totals - Oaklyn	0	13	0.00%	8	0
Oaklyn SB1 CSD 1,2,3,4	2814	535	19.01%	362	2
Totals - Grand Totals	2814	548	19.47%	370	2

Camden County
Annual School Election
April 20, 2010

Official Results




Joseph Ripa
Camden County Clerk

LOCAL BOE- PENNSAUKEN TOWNSHIP
Vote for 3

	Registered Voters	Ballots Cast	% Turnout	Kathy Andrews-Williams	Cheryl A. Link	Michael E. Stargell	Charles Carey	Matthew J. Mc Devitt	Write-In
Pennsauken Mail-In Ballot	0	100	0.00%	50	47	42	59	56	0
Pennsauken Provisional	0	2	0.00%	0	2	0	1	1	0
Totals - Pennsauken	0	102	0.00%	50	49	42	60	57	0
Pennsauken SB1 CSD 9,14	1814	190	10.47%	120	97	106	57	81	3
Pennsauken SB2 CSD 8,10,21	2392	300	12.54%	157	114	135	142	159	4
Pennsauken SB3 CSD 5,11,13	2291	382	16.67%	199	155	167	180	197	9
Pennsauken SB4 CSD 6,17	2464	365	14.81%	190	153	145	163	174	13
Pennsauken SB5 CSD 12,15,19	2776	256	9.22%	146	116	109	95	111	4
Pennsauken SB6 CSD 16,20	1585	84	5.30%	50	38	52	28	33	0
Pennsauken SB7 CSD 1,7	2986	255	8.54%	136	115	131	102	129	2
Pennsauken SB8 CSD 2	1086	101	9.30%	62	40	49	38	50	1
Pennsauken SB9 CSD 3,18,23	3070	522	17.00%	248	210	211	246	254	9
Pennsauken SB10 CSD 4	1285	92	7.16%	52	42	44	29	35	1
Pennsauken SB11 CSD 22	805	83	10.31%	38	30	35	34	42	0
Totals - Grand Totals	22554	2732	12.11%	1448	1159	1226	1174	1322	46

Camden County
Annual School Election
April 20, 2010

Official Results



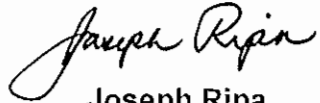
Joseph Ripa
Camden County Clerk

LOCAL BOE- PINE HILL BORO
Vote for 3

	Registered Voters	Ballots Cast	% Turnout	Lois H. Parker	Leslie H. Gallagher Jr.	William K. Stone	Write-In
Pine Hill Mail-In Ballot	0	28	0.00%	20	23	19	0
Pine Hill Provisional	0	4	0.00%	3	3	3	0
Totals - Pine Hill	0	32	0.00%	23	26	22	0
Pine Hill CSD SB1 1,2,3	3899	417	10.70%	245	280	257	26
Pine Hill CSD SB2 4,5	2541	265	10.43%	161	184	161	17
Totals - Grand Totals	6440	714	11.09%	429	490	440	43

Camden County
Annual School Election
April 20, 2010

Official Results



Joseph Ripa
Camden County Clerk

LOCAL BOE- RUNNEMEDE BORO
Vote for 3

	Registered Voters	Ballots Cast	% Turnout	Maria Panzarella	Naomi Davidson	John Wark	Write-In
Runnemede Mail-In Ballot	0	53	0.00%	45	45	48	0
Runnemede Provisional	0	8	0.00%	3	3	3	0
Totals - Runnemede	0	61	0.00%	48	48	51	0
Runnemede SB1 CSD 1,2,3	2452	546	22.27%	338	320	337	16
Runnemede SB2 CSD 4,5,6	3141	741	23.59%	406	399	452	13
Totals - Grand Totals	5593	1348	24.10%	792	767	840	29

Camden County
 Annual School Election
 April 20, 2010

Official Results



Joseph Ripa
 Camden County Clerk


LOCAL BOE-RUNNEMEDE BORO 1YR UNEX

Vote for 1

	Registered Voters	Ballots Cast	% Turnout	Mark Bergman	Write-In
Runnemede Mail-In Ballot	0	53	0.00%	49	0
Runnemede Provisional	0	8	0.00%	4	0
Totals - Runnemede	0	61	0.00%	53	0
Runnemede SB1 CSD 1,2,3	2452	546	22.27%	360	4
Runnemede SB2 CSD 4,5,6	3141	741	23.59%	462	1
Totals - Grand Totals	5593	1348	24.10%	875	5

Camden County
Annual School Election
April 20, 2010

Official Results



Joseph Ripa
Camden County Clerk

LOCAL BOE- SOMERDALE BORO
Vote for 3

	Registered Voters	Ballots Cast	% Turnout	Thomas Toff	Victoria Burckley	Linda Giambri	Write-In
Somerdale Mail-In Ballot	0	5	0.00%	3	3	3	0
Somerdale Provisional	0	0	0.00%	0	0	0	0
Totals - Somerdale	0	5	0.00%	3	3	3	0
Somerdale SB1 CSD 1,2,3,4,5	3481	481	13.82%	284	276	270	73
Totals - Grand Totals	3481	486	13.96%	287	279	273	73

Camden County
Annual School Election
April 20, 2010

Official Results



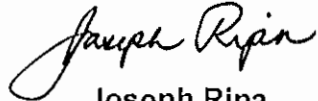
Joseph Ripa
Camden County Clerk

LOCAL BOE- STRATFORD BORO
Vote for 3

	Registered Voters	Ballots Cast	% Turnout	Sue Bove	Michael Redfearn	Patrick B. Green	George D'Angelo	Nancy Scully	Write-In
Stratford Mail-In Ballot	0	38	0.00%	20	13	13	17	21	0
Stratford Provisional	0	3	0.00%	2	0	2	0	2	0
Totals - Stratford	0	41	0.00%	22	13	15	17	23	0
Stratford SB1 CSD 1,2,3	2210	550	24.89%	246	160	177	235	269	4
Stratford SB2 CSD 4,5,6	2405	591	24.57%	256	218	249	227	331	3
Totals - Grand Totals	4615	1182	25.61%	524	391	441	479	623	7

Camden County
Annual School Election
April 20, 2010

Official Results



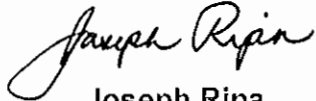
Joseph Ripa
Camden County Clerk

LOCAL BOE- VOORHEES
Vote for 3

	Registered Voters	Ballots Cast	% Turnout	Gary Bennett	John Schmus	Nancy Seigle	Write-In
Voorhees Mail-In Ballot	0	191	0.00%	132	138	135	4
Voorhees Provisional	0	23	0.00%	14	13	14	0
Totals - Voorhees	0	214	0.00%	146	151	149	4
Voorhees SB1 CSD 1,2	2549	455	17.85%	274	299	283	16
Voorhees SB2 CSD 7,12	3203	573	17.89%	338	336	336	15
Voorhees SB3 CSD 3,9,10	3389	737	21.75%	441	456	446	17
Voorhees SB4 CSD 13,14	2102	388	18.46%	231	229	236	19
Voorhees SB5 CSD 6,11,16	2917	698	23.93%	412	417	411	12
Voorhees SB6 CSD 4,5	3114	213	6.84%	131	125	132	12
Voorhees SB7 CSD 8,15	2409	495	20.55%	314	290	313	9
Totals - Grand Totals	19683	3773	19.17%	2287	2303	2306	104

Camden County
Annual School Election
April 20, 2010

Official Results



Joseph Ripa
Camden County Clerk

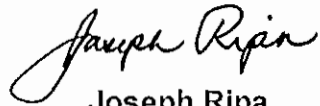
LOCAL BOE- WATERFORD TOWNSHIP

Vote for 3

	Registered Voters	Ballots Cast	% Turnout	Gabriel Cimino	Kasie Hornback	Francis Di Rocco	Kevin Shively	Write-In
Waterford Mail-In Ballot	0	38	0.00%	26	26	21	24	0
Waterford Provisional	0	7	0.00%	2	3	3	5	0
Totals - Waterford	0	45	0.00%	28	29	24	29	0
Waterford SB1 CSD 1,2,3	3405	551	16.18%	283	333	291	292	23
Waterford SB2 CSD 4,5	1577	230	14.58%	123	150	122	112	9
Waterford SB3 CSD 6,7	2489	488	19.61%	230	273	252	229	12
Totals - Grand Totals	7471	1314	17.59%	664	785	689	662	44

Camden County
Annual School Election
April 20, 2010

Official Results



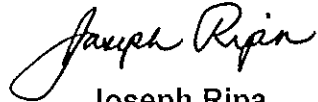
Joseph Ripa
Camden County Clerk

LOCAL BOE WINSLOW TWP
Vote for 3

	Registered Voters	Ballots Cast	% Turnout	Julie A. Peterson	Gulab H. Gidwani	Alvin G. Tucker Sr.	Aleta Sturdivant	John J. Tomasello	Eartha Mitchell	Paul Di Meglio	Write-In
Winslow Ward 1 Mail-In Ballot	0	26	0.00%	9	6	6	6	14	4	19	0
Winslow Ward 1 Provisional	0	1	0.00%	0	0	0	1	1	0	1	0
Totals - Winslow W1	0	27	0.00%	9	6	6	7	15	4	20	0
Winslow Ward 2 Mail-In Ballot	0	31	0.00%	17	4	3	6	17	4	16	4
Winslow Ward 2 Provisional	0	11	0.00%	7	6	3	5	2	0	2	0
Totals - Winslow W2	0	42	0.00%	24	10	6	11	19	4	18	4
Winslow Ward 3 Mail-In Ballot	0	31	0.00%	23	10	6	11	11	9	16	0
Winslow Ward 3 Provisional	0	6	0.00%	1	0	2	1	3	1	2	0
Totals - Winslow W3	0	37	0.00%	24	10	8	12	14	10	18	0
Winslow Ward 4 Mail-In Ballot	0	23	0.00%	14	8	10	9	6	3	6	0
Winslow Ward 4 Provisional	0	3	0.00%	1	1	1	2	0	0	0	0
Totals - Winslow W4	0	26	0.00%	15	9	11	11	6	3	6	0
Totals - Winslow	0	132	0.00%	72	35	31	41	54	21	62	4
Winslow SB1-1 CSD W1 D1,2,3	3171	532	16.78%	229	148	100	210	232	52	280	3
Winslow SB1-2 CSD W1 D4,5	1983	332	16.74%	183	121	68	177	111	28	135	7
Winslow SB2-1 CSD W2 D1,2,3	5214	591	11.33%	304	178	153	237	197	78	183	13
Winslow SB2-2 CSD W2 D4,5	2304	316	13.72%	180	92	79	139	110	42	109	4
Winslow SB3-1 CSD W3 D1,2	2727	195	7.15%	131	80	50	106	51	73	20	0
Winslow SB3-2 CSD W3 D3,4	3166	241	7.61%	148	87	60	133	61	64	46	1
Winslow SB4-1 CSD W4 D1,3,5	3732	441	11.82%	256	129	118	176	127	80	99	5
Winslow SB4-2 CSD W4 D2,4	2709	292	10.78%	179	93	68	144	77	52	70	3
Totals - Grand Totals	25006	3072	12.29%	1682	963	727	1363	1020	490	1004	40

Camden County
Annual School Election
April 20, 2010

Official Results



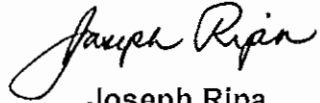
Joseph Ripa
Camden County Clerk

LOCAL BOE WINSLOW TWP UNEX
Vote for 1

	Registered Voters	Ballots Cast	% Turnout	Kenneth J. Nelson	Christopher Mc Ginnis	Write-In
Winslow Ward 1 Mail-In Ballot	0	26	0.00%	8	10	0
Winslow Ward 1 Provisional	0	1	0.00%	1	0	0
Totals - Winslow W1	0	27	0.00%	9	10	0
Winslow Ward 2 Mail-In Ballot	0	31	0.00%	7	14	2
Winslow Ward 2 Provisional	0	11	0.00%	2	6	0
Totals - Winslow W2	0	42	0.00%	9	20	2
Winslow Ward 3 Mail-In Ballot	0	31	0.00%	12	14	0
Winslow Ward 3 Provisional	0	6	0.00%	1	2	0
Totals - Winslow W3	0	37	0.00%	13	16	0
Winslow Ward 4 Mail-In Ballot	0	23	0.00%	9	10	0
Winslow Ward 4 Provisional	0	3	0.00%	1	0	0
Totals - Winslow W4	0	26	0.00%	10	10	0
Totals - Winslow	0	132	0.00%	41	56	2
Winslow SB1-1 CSD W1 D1,2,3	3171	532	16.78%	96	212	3
Winslow SB1-2 CSD W1 D4,5	1983	332	16.74%	73	146	1
Winslow SB2-1 CSD W2 D1,2,3	5214	591	11.33%	186	190	9
Winslow SB2-2 CSD W2 D4,5	2304	316	13.72%	113	96	7
Winslow SB3-1 CSD W3 D1,2	2727	195	7.15%	85	47	1
Winslow SB3-2 CSD W3 D3,4	3166	241	7.61%	85	77	0
Winslow SB4-1 CSD W4 D1,3,5	3732	441	11.82%	156	157	2
Winslow SB4-2 CSD W4 D2,4	2709	292	10.78%	84	112	1
Totals - Grand Totals	25006	3072	12.29%	919	1093	26

Camden County
 Annual School Election
 April 20, 2010

Official Results



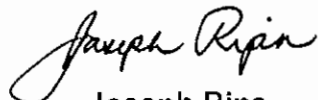
Joseph Ripa
 Camden County Clerk

LOCAL BOE- WOODLYNNE BORO
 Vote for 3

	Registered Voters	Ballots Cast	% Turnout	Robin Medero	Write-In
Woodlynne Mail-In Ballot	0	2	0.00%	2	0
Woodlynne Provisional	0	0	0.00%	0	0
Totals - Woodlynne	0	2	0.00%	2	0
Woodlynne SB1 CSD 1,2	1547	165	10.67%	111	43
Totals - Grand Totals	1547	167	10.80%	113	43

Camden County
Annual School Election
April 20, 2010

Official Results



Joseph Ripa
Camden County Clerk

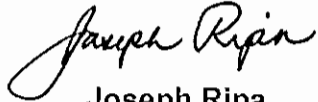
LOCAL BOE WOODLYNNE UNEX 2YR

Vote for 1

	Registered Voters	Ballots Cast	% Turnout	Write-In
Woodlynne Mail-In Ballot	0	2	0.00%	0
Woodlynne Provisional	0	0	0.00%	0
Totals - Woodlynne	0	2	0.00%	0
Woodlynne SB1 CSD 1,2	1547	165	10.67%	16
Totals - Grand Totals	1547	167	10.80%	16

Camden County
Annual School Election
April 20, 2010

Official Results



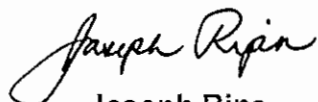
Joseph Ripa
Camden County Clerk

LOCAL BOE-WOODLYNNE UNEX 1YR
Vote for 1

	Registered Voters	Ballots Cast	% Turnout	Write-In
Woodlynne Mail-In Ballot	0	2	0.00%	0
Woodlynne Provisional	0	0	0.00%	0
Totals - Woodlynne	0	2	0.00%	0
Woodlynne SB1 CSD 1,2	1547	165	10.67%	16
Totals - Grand Totals	1547	167	10.80%	16

Camden County
Annual School Election
April 20, 2010

Official Results



Joseph Ripa
Camden County Clerk


BLACK HORSE PIKE REGIONAL PROPOSAL

Vote for 1

	Registered Voters	Ballots Cast	% Turnout	Yes	No
Bellmawr Mail-In Ballot	0	61	0.00%	22	37
Bellmawr Provisional	0	4	0.00%	4	0
Totals - Bellmawr	0	65	0.00%	26	37
Gloucester Twp Mail-In Ballot	0	400	0.00%	139	253
Gloucester Twp Provisional	0	73	0.00%	52	20
Gloucester Twp Mail-In Ballot Rejected	0	0	0.00%	0	0
Gloucester Twp Provisional Rejected	0	0	0.00%	0	0
Gloucester Twp Emergency Ballots	0	0	0.00%	0	0
Totals - Gloucester Twp	0	473	0.00%	191	273
Runnemede Mail-In Ballot	0	53	0.00%	20	32
Runnemede Provisional	0	8	0.00%	8	0
Totals - Runnemede	0	61	0.00%	28	32
Bellmawr SB1 CSD 1,2	2417	387	16.01%	148	221
Bellmawr SB2 CSD 4,5,6	2985	427	14.30%	175	231
Bellmawr SB3 CSD 3,7	1958	255	13.02%	104	146
Gloucester Twp SB1 CSD 1,2,21,22	2942	493	16.76%	220	255
Gloucester Twp SB2 CSD 9,11,16,26	4290	1000	23.31%	478	512
Gloucester Twp SB3 CSD 4,5,13	4342	647	14.90%	359	276
Gloucester Twp SB4 CSD 6,7,10	2662	529	19.87%	260	253
Gloucester Twp SB5 CSD 20,30,32	3937	629	15.98%	280	342
Gloucester Twp SB6 CSD 14,17,23,27	5310	672	12.66%	416	246
Gloucester Twp SB7 CSD 12,15,25,28	5380	1015	18.87%	547	448
Gloucester Twp SB8 CSD 8,18	2719	318	11.70%	156	156
Gloucester Twp SB9 CSD 19,31,34	3696	720	19.48%	366	345
Gloucester Twp SB10 CSD 29,35	2260	410	18.14%	211	192
Gloucester Twp SB11 CSD 33	1208	165	13.66%	89	74
Gloucester Twp SB12 CSD 3,24	2994	558	18.64%	272	279

Camden County
Annual School Election
April 20, 2010

Official Results



Joseph Ripa
Camden County Clerk

BLACK HORSE PIKE REGIONAL PROPOSAL

Vote for 1

	Registered Voters	Ballots Cast	% Turnout	Yes	No
Runnemedede SB1 CSD 1,2,3	2452	546	22.27%	327	202
Runnemedede SB2 CSD 4,5,6	3141	741	23.59%	448	271
Totals - Grand Totals	54693	10111	18.49%	5101	4791

Camden County
Annual School Election
April 20, 2010

Official Results



Joseph Ripa
Camden County Clerk


EASTERN CAMDEN REGIONAL PROPOSAL

Vote for 1

	Registered Voters	Ballots Cast	% Turnout	Yes	No
Berlin Boro Mail-In Ballot	0	41	0.00%	14	23
Berlin Boro Provisional	0	1	0.00%	1	0
Totals - Berlin Boro	0	42	0.00%	15	23
Gibbsboro Mail-In Ballot	0	7	0.00%	2	5
Gibbsboro Provisional	0	1	0.00%	1	0
Totals - Gibbsboro	0	8	0.00%	3	5
Voorhees Mail-In Ballot	0	191	0.00%	84	100
Voorhees Provisional	0	23	0.00%	16	6
Totals - Voorhees	0	214	0.00%	100	106
Berlin Boro SB1 CSD 1,2,5	2702	552	20.43%	300	243
Berlin Boro SB2 CSD 3,4,6	2468	610	24.72%	312	294
Gibbsboro SB1 CSD 1,2	1699	403	23.72%	205	193
Voorhees SB1 CSD 1,2	2549	455	17.85%	209	241
Voorhees SB2 CSD 7,12	3203	573	17.89%	231	336
Voorhees SB3 CSD 3,9,10	3389	737	21.75%	331	397
Voorhees SB4 CSD 13,14	2102	388	18.46%	196	187
Voorhees SB5 CSD 6,11,16	2917	698	23.93%	302	391
Voorhees SB6 CSD 4,5	3114	213	6.84%	117	93
Voorhees SB7 CSD 8,15	2409	495	20.55%	282	211
Totals - Grand Totals	26552	5388	20.29%	2603	2720

Camden County
Annual School Election
April 20, 2010

Official Results



Joseph Ripa
Camden County Clerk

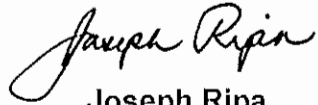
STERLING REGIONAL PROPOSAL

Vote for 1

	Registered Voters	Ballots Cast	% Turnout	Yes	No
Magnolia Mail-In Ballot	0	15	0.00%	3	12
Magnolia Provisional	0	0	0.00%	0	0
Totals - Magnolia	0	15	0.00%	3	12
Somerdale Mail-In Ballot	0	5	0.00%	1	4
Somerdale Provisional	0	0	0.00%	0	0
Totals - Somerdale	0	5	0.00%	1	4
Stratford Mail-In Ballot	0	38	0.00%	9	29
Stratford Provisional	0	3	0.00%	1	2
Totals - Stratford	0	41	0.00%	10	31
Magnolia SB1 CSD 1,2,3,4	2939	504	17.15%	258	239
Somerdale SB1 CSD 1,2,3,4,5	3481	481	13.82%	255	216
Stratford SB1 CSD 1,2,3	2210	550	24.89%	265	273
Stratford SB2 CSD 4,5,6	2405	591	24.57%	302	276
Totals - Grand Totals	11035	2187	19.82%	1094	1051

Camden County
 Annual School Election
 April 20, 2010

Official Results



Joseph Ripa
 Camden County Clerk

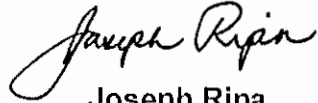
AUDUBON BORO PROPOSAL

Vote for 1

	Registered Voters	Ballots Cast	% Turnout	Yes	No
Audubon Boro Mail-In Ballot	0	24	0.00%	11	13
Audubon Boro Provisional	0	3	0.00%	1	2
Audubon Boro Mail-In Ballot Rejected	0	2	0.00%	0	0
Totals - Audubon Boro	0	29	0.00%	12	15
Audubon SB1 CSD 3,8	1771	394	22.25%	225	167
Audubon SB2 CSD 1,2,4	1972	470	23.83%	274	192
Audubon SB3 CSD 5,6,7	2513	583	23.20%	351	230
Totals - Grand Totals	6256	1476	23.59%	862	604

Camden County
 Annual School Election
 April 20, 2010

Official Results



Joseph Ripa
 Camden County Clerk

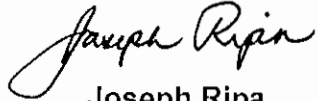
AUDUBON PARK PROPOSAL

Vote for 1

	Registered Voters	Ballots Cast	% Turnout	Yes	No
Audubon Park Mail-In Ballot	0	0	0.00%	0	0
Audubon Park Provisional	0	1	0.00%	1	0
Totals - Audubon Park	0	1	0.00%	1	0
Audubon Park SB1 CSD 1	801	211	26.34%	81	120
Totals - Grand Totals	801	212	26.47%	82	120

Camden County
Annual School Election
April 20, 2010

Official Results



Joseph Ripa
Camden County Clerk

BARRINGTON PROPOSAL

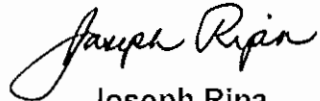
Vote for 1

	Registered Voters	Ballots Cast	% Turnout	Yes	No
Barrington Mail-In Ballot	0	24	0.00%	9	15
Barrington Provisional	0	7	0.00%	5	0
Totals - Barrington	0	31	0.00%	14	15
Barrington SB1 CSD 1	1131	258	22.81%	159	99
Barrington SB2 CSD 2,5	1358	257	18.92%	155	101
Barrington SB3 CSD 3,4	2250	367	16.31%	198	168
Totals - Grand Totals	4739	913	19.27%	526	383

Camden County
 Annual School Election
 April 20, 2010

BELLMAWR PROPOSAL
 Vote for 1

Official Results



Joseph Ripa
 Camden County Clerk

	Registered Voters	Ballots Cast	% Turnout	Yes	No
Bellmawr Mail-In Ballot	0	61	0.00%	25	34
Bellmawr Provisional	0	4	0.00%	3	0
Totals - Bellmawr	0	65	0.00%	28	34
Bellmawr SB1 CSD 1,2	2417	387	16.01%	161	208
Bellmawr SB2 CSD 4,5,6	2985	427	14.30%	183	218
Bellmawr SB3 CSD 3,7	1958	255	13.02%	110	141
Totals - Grand Totals	7360	1134	15.41%	482	601

Camden County
 Annual School Election
 April 20, 2010

Official Results



Joseph Ripa
 Camden County Clerk


BERLIN BORO PROPOSAL

Vote for 1

	Registered Voters	Ballots Cast	% Turnout	Yes	No
Berlin Boro Mail-In Ballot	0	41	0.00%	17	22
Berlin Boro Provisional	0	1	0.00%	1	0
Totals - Berlin Boro	0	42	0.00%	18	22
Berlin Boro SB1 CSD 1,2,5	2702	552	20.43%	302	240
Berlin Boro SB2 CSD 3,4,6	2468	610	24.72%	308	290
Totals - Grand Totals	5170	1204	23.29%	628	552

Camden County
 Annual School Election
 April 20, 2010

Official Results



Joseph Ripa
 Camden County Clerk

BERLIN TWP. PROPOSAL
 Vote for 1

	Registered Voters	Ballots Cast	% Turnout	Yes	No
Berlin Twp Mail-In Ballot	0	26	0.00%	12	13
Berlin Twp Provisional	0	4	0.00%	3	0
Berlin Twp Mail-In Ballot Rejected	0	0	0.00%	0	0
Berlin Twp Provisional Rejected	0	0	0.00%	0	0
Berlin Twp Emergency Ballots	0	0	0.00%	0	0
Totals - Berlin Twp	0	30	0.00%	15	13
Berlin Twp SB1 CSD 1,2,3,4	3452	524	15.18%	228	295
Totals - Grand Totals	3452	554	16.05%	243	308

Camden County
 Annual School Election
 April 20, 2010

Official Results



Joseph Ripa
 Camden County Clerk

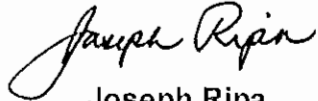
BROOKLAWN PROPOSAL
 Vote for 1

	Registered Voters	Ballots Cast	% Turnout	Yes	No
Brooklawn Mail-In Ballot	0	4	0.00%	2	2
Brooklawn Provisional	0	0	0.00%	0	0
Totals - Brooklawn	0	4	0.00%	2	2
Brooklawn SB1 CSD 1,2	1219	114	9.35%	64	49
Totals - Grand Totals	1219	118	9.68%	66	51

Camden County
Annual School Election
April 20, 2010

CHERRY HILL PROPOSAL
Vote for 1

Official Results

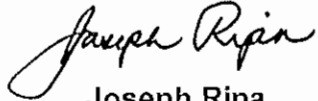


Joseph Ripa
Camden County Clerk

	Registered Voters	Ballots Cast	% Turnout	Yes	No
Cherry Hill Mail-In Ballot	0	405	0.00%	155	238
Cherry Hill Provisional	0	37	0.00%	21	16
Cherry Hill Mail-In Ballot Rejected	0	0	0.00%	0	0
Cherry Hill Provisional Rejected	0	0	0.00%	0	0
Cherry Hill Emergency Ballots	0	0	0.00%	0	0
Totals - Cherry Hill	0	442	0.00%	176	254
Cherry Hill SB1 CSD 6	1379	181	13.13%	60	121
Cherry Hill SB2 CSD 4,9,23	2883	468	16.23%	189	278
Cherry Hill SB3 CSD 3,8	2413	352	14.59%	127	223
Cherry Hill SB4 CSD 5,29	2460	587	23.86%	278	306
Cherry Hill SB5 CSD 14,22	1811	555	30.65%	240	315
Cherry Hill SB6 CSD 11,21,31	3662	681	18.60%	309	369
Cherry Hill SB7 CSD 10,20	2635	476	18.06%	207	269
Cherry Hill SB8 CSD 26	1336	434	32.49%	223	210
Cherry Hill SB9 CSD 15,41	2141	331	15.46%	141	188
Cherry Hill SB10 CSD 1,12,25	3067	651	21.23%	297	352
Cherry Hill SB11 CSD 17,18,42	2714	636	23.43%	309	326
Cherry Hill SB12 CSD 2,13,35	3289	772	23.47%	339	429
Cherry Hill SB13 CSD 24,32	1873	281	15.00%	139	141
Cherry Hill SB14 CSD 7,44,45	3650	738	20.22%	363	373
Cherry Hill SB15 CSD 19,38	1667	435	26.09%	245	187
Cherry Hill SB16 CSD 34,43	3015	674	22.35%	305	368
Cherry Hill SB17 CSD 16,30,40	2269	679	29.93%	382	296
Cherry Hill SB18 CSD 36,46	2010	387	19.25%	226	159
Cherry Hill SB19 CSD 28	1394	328	23.53%	170	155
Cherry Hill SB20 CSD 33	1360	389	28.60%	181	206
Cherry Hill SB21 CSD 37,39	2267	582	25.67%	366	214
Cherry Hill SB22 CSD 27	1024	251	24.51%	118	133
Totals - Grand Totals	50319	11310	22.48%	5390	5872

Camden County
 Annual School Election
 April 20, 2010

Official Results



Joseph Ripa
 Camden County Clerk


CHESILHURST PROPOSAL

Vote for 1

	Registered Voters	Ballots Cast	% Turnout	Yes	No
Chesilhurst Mail-In Ballot	0	11	0.00%	3	7
Chesilhurst Provisional	0	0	0.00%	0	0
Totals - Chesilhurst	0	11	0.00%	3	7
Chesilhurst SB1 CSD 1	1181	108	9.14%	19	87
Totals - Grand Totals	1181	119	10.08%	22	94

Camden County
Annual School Election
April 20, 2010

Official Results



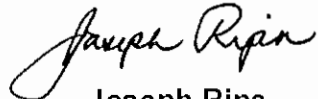
Joseph Ripa
Camden County Clerk

CLEMENTON PROPOSAL
Vote for 1

	Registered Voters	Ballots Cast	% Turnout	Yes	No
Clementon Mail-In Ballot	0	12	0.00%	5	7
Clementon Provisional	0	0	0.00%	0	0
Totals - Clementon	0	12	0.00%	5	7
Clementon SB1 CSD 1,2,3	2988	407	13.62%	183	223
Totals - Grand Totals	2988	419	14.02%	188	230

Camden County
Annual School Election
April 20, 2010

Official Results



Joseph Ripa
Camden County Clerk

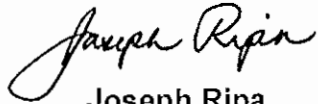
COLLINGSWOOD PROPOSAL

Vote for 1

	Registered Voters	Ballots Cast	% Turnout	Yes	No
Collingswood Mail-In Ballot	0	37	0.00%	15	20
Collingswood Provisional	0	7	0.00%	7	0
Totals - Collingswood	0	44	0.00%	22	20
Collingswood SB1 CSD 5,10	1411	254	18.00%	142	112
Collingswood SB2 CSD 3,9	1180	170	14.41%	98	71
Collingswood SB3 CSD 2,12	1575	301	19.11%	185	116
Collingswood SB4 CSD 11,13	1733	158	9.12%	84	72
Collingswood SB5 CSD 1,4,8	2286	450	19.69%	272	178
Collingswood SB6 CSD 6,7	1653	318	19.24%	187	131
Totals - Grand Totals	9838	1695	17.23%	990	700

Camden County
Annual School Election
April 20, 2010

Official Results



Joseph Ripa
Camden County Clerk

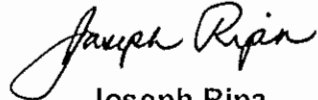
GIBBSBORO PROPOSAL

Vote for 1

	Registered Voters	Ballots Cast	% Turnout	Yes	No
Gibbsboro Mail-In Ballot	0	7	0.00%	1	6
Gibbsboro Provisional	0	1	0.00%	1	0
Totals - Gibbsboro	0	8	0.00%	2	6
Gibbsboro SB1 CSD 1,2	1699	403	23.72%	217	169
Totals - Grand Totals	1699	411	24.19%	219	175

Camden County
Annual School Election
April 20, 2010

Official Results



Joseph Ripa
Camden County Clerk

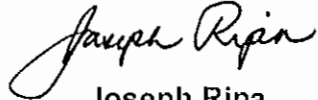
GLOUCESTER CITY PROPOSAL

Vote for 1

	Registered Voters	Ballots Cast	% Turnout	Yes	No
Gloucester City Ward 1 Mail-In Ballot	0	8	0.00%	2	5
Gloucester City Ward 1 Provisional	0	0	0.00%	0	0
Gloucester City W1 Mail-In Ballot Rejected	0	0	0.00%	0	0
Gloucester City W1 Provisional Rejected	0	0	0.00%	0	0
Gloucester City W1 Emergency Ballots	0	0	0.00%	0	0
Gloucester City Ward 2 Mail-In Ballot	0	8	0.00%	3	4
Gloucester City Ward 2 Provisional	0	1	0.00%	1	0
Gloucester City W2 Mail-In Ballot Rejected	0	0	0.00%	0	0
Gloucester City W2 Provisional Rejected	0	0	0.00%	0	0
Gloucester City W2 Emergency Ballots	0	0	0.00%	0	0
Gloucester City Ward 3 Mail-In Ballot	0	4	0.00%	4	0
Gloucester City Ward 3 Provisional	0	0	0.00%	0	0
Gloucester City W3 Mail-In Ballot Rejected	0	0	0.00%	0	0
Gloucester City W3 Provisional Rejected	0	0	0.00%	0	0
Gloucester City W3 Emergency Ballots	0	0	0.00%	0	0
Totals - Gloucester City	0	21	0.00%	10	9
Gloucester City SB1-1 CSD W1 D1,2,3	1801	162	9.00%	101	60
Gloucester City SB1-2 CSD W1 D4	615	95	15.45%	41	54
Gloucester City SB2-1 CSD W2 D1,2	1278	119	9.31%	69	50
Gloucester City SB2-2 CSD W2 D3	1024	191	18.65%	98	93
Gloucester City SB3-1 CSD W3 D1	1170	97	8.29%	42	55
Gloucester City SB3-2 CSD W3 D2	880	102	11.59%	39	60
Totals - Grand Totals	6768	787	11.63%	400	381

Camden County
Annual School Election
April 20, 2010

Official Results



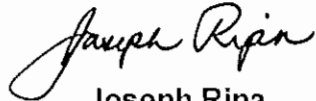
Joseph Ripa
Camden County Clerk

GLOUCESTER TWP. PROPOSAL
Vote for 1

	Registered Voters	Ballots Cast	% Turnout	Yes	No
Gloucester Twp Mail-In Ballot	0	400	0.00%	145	245
Gloucester Twp Provisional	0	73	0.00%	50	19
Gloucester Twp Mail-In Ballot Rejected	0	0	0.00%	0	0
Gloucester Twp Provisional Rejected	0	0	0.00%	0	0
Gloucester Twp Emergency Ballots	0	0	0.00%	0	0
Totals - Gloucester Twp	0	473	0.00%	195	264
Gloucester Twp SB1 CSD 1,2,21,22	2942	493	16.76%	226	252
Gloucester Twp SB2 CSD 9,11,16,26	4290	1000	23.31%	475	502
Gloucester Twp SB3 CSD 4,5,13	4342	647	14.90%	360	272
Gloucester Twp SB4 CSD 6,7,10	2662	529	19.87%	259	256
Gloucester Twp SB5 CSD 20,30,32	3937	629	15.98%	271	343
Gloucester Twp SB6 CSD 14,17,23,27	5310	672	12.66%	397	253
Gloucester Twp SB7 CSD 12,15,25,28	5380	1015	18.87%	531	450
Gloucester Twp SB8 CSD 8,18	2719	318	11.70%	149	156
Gloucester Twp SB9 CSD 19,31,34	3696	720	19.48%	354	350
Gloucester Twp SB10 CSD 29,35	2260	410	18.14%	220	182
Gloucester Twp SB11 CSD 33	1208	165	13.66%	87	76
Gloucester Twp SB12 CSD 3,24	2994	558	18.64%	272	275
Totals - Grand Totals	41740	7629	18.28%	3796	3631

Camden County
Annual School Election
April 20, 2010

Official Results



Joseph Ripa
Camden County Clerk

HADDON TWP. PROPOSAL

Vote for 1

	Registered Voters	Ballots Cast	% Turnout	Yes	No
Haddon Twp Mail-In Ballot	0	60	0.00%	19	40
Haddon Twp Provisional	0	3	0.00%	2	1
Totals - Haddon Twp	0	63	0.00%	21	41
Haddon Twp SB1 CSD 1,2	1387	262	18.89%	113	147
Haddon Twp SB2 CSD 8,9,13,14,16	3277	577	17.61%	258	318
Haddon Twp SB3 CSD 4,10	1344	279	20.76%	102	177
Haddon Twp SB4 CSD 3,7,11	2468	671	27.19%	371	296
Haddon Twp SB5 CSD 5	472	111	23.52%	34	76
Haddon Twp SB6 CSD 6	679	118	17.38%	46	71
Haddon Twp SB7 CSD 12,15	1287	344	26.73%	185	157
Totals - Grand Totals	10914	2425	22.22%	1130	1283

Camden County
Annual School Election
April 20, 2010

Official Results



Joseph Ripa
Camden County Clerk

HADDONFIELD PROPOSAL

Vote for 1

	Registered Voters	Ballots Cast	% Turnout	Yes	No
Haddonfield Mail-In Ballot	0	89	0.00%	56	32
Haddonfield Provisional	0	4	0.00%	3	1
Totals - Haddonfield	0	93	0.00%	59	33
Haddonfield SB1 CSD 2,10	1987	523	26.32%	317	203
Haddonfield SB2 CSD 3,4	1586	522	32.91%	324	197
Haddonfield SB3 CSD 6,7	1802	655	36.35%	419	233
Haddonfield SB4 CSD 1,5	1691	552	32.64%	338	213
Haddonfield SB5 CSD 8,9	2037	728	35.74%	467	260
Totals - Grand Totals	9103	3073	33.76%	1924	1139

Camden County
 Annual School Election
 April 20, 2010

Official Results



Joseph Ripa
 Camden County Clerk

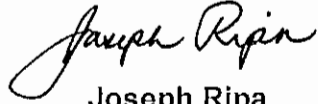
HADDON HEIGHTS PROPOSAL

Vote for 1

	Registered Voters	Ballots Cast	% Turnout	Yes	No
Haddon Heights Mail-In Ballot	0	52	0.00%	18	33
Haddon Heights Provisional	0	3	0.00%	3	0
Totals - Haddon Heights	0	55	0.00%	21	33
Haddon Heights SB1 CSD 1,4	1339	397	29.65%	212	182
Haddon Heights SB2 CSD 2,3,5	2502	701	28.02%	455	244
Haddon Heights SB3 CSD 6,7	1847	487	26.37%	267	216
Totals - Grand Totals	5688	1640	28.83%	955	675

Camden County
Annual School Election
April 20, 2010

Official Results



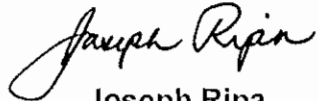
Joseph Ripa
Camden County Clerk

HI-NELLA PROPOSAL
Vote for 1

	Registered Voters	Ballots Cast	% Turnout	Yes	No
Hi Nella Mail-In Ballot	0	4	0.00%	2	2
Hi Nella Provisional	0	0	0.00%	0	0
Totals - Hi-Nella	0	4	0.00%	2	2
Hi Nella SB1 CSD 1	555	42	7.57%	24	14
Totals - Grand Totals	555	46	8.29%	26	16

Camden County
 Annual School Election
 April 20, 2010

Official Results



Joseph Ripa
 Camden County Clerk


LAUREL SPRINGS PROPOSAL

Vote for 1

	Registered Voters	Ballots Cast	% Turnout	Yes	No
Laurel Springs Mail-In Ballot	0	14	0.00%	4	10
Laurel Springs Provisional	0	1	0.00%	1	0
Laurel Springs Mail-In Ballot Rejected	0	0	0.00%	0	0
Laurel Springs Provisional Rejected	0	0	0.00%	0	0
Laurel Springs Emergency Ballots	0	0	0.00%	0	0
Totals - Laurel Springs	0	15	0.00%	5	10
Laurel Springs SB1 CSD 1,2	1362	299	21.95%	138	157
Totals - Grand Totals	1362	314	23.05%	143	167

Camden County
 Annual School Election
 April 20, 2010

Official Results



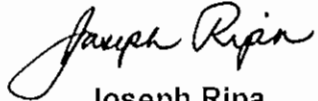
Joseph Ripa
 Camden County Clerk

LAWNSIDE PROPOSAL
 Vote for 1

	Registered Voters	Ballots Cast	% Turnout	Yes	No
Lawnside Mail-In Ballot	0	14	0.00%	5	9
Lawnside Provisional	0	0	0.00%	0	0
Totals - Lawnside	0	14	0.00%	5	9
Lawnside SB1 CSD 1,2	2320	426	18.36%	248	162
Totals - Grand Totals	2320	440	18.97%	253	171

Camden County
 Annual School Election
 April 20, 2010

Official Results



Joseph Ripa
 Camden County Clerk

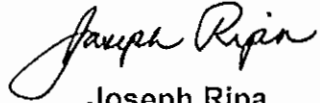
LAWNSIDE PROPOSAL NO. 2

Vote for 1

	Registered Voters	Ballots Cast	% Turnout	Yes	No
Lawnside Mail-In Ballot	0	14	0.00%	9	5
Lawnside Provisional	0	0	0.00%	0	0
Totals - Lawnside	0	14	0.00%	9	5
Lawnside SB1 CSD 1,2	2320	426	18.36%	212	196
Totals - Grand Totals	2320	440	18.97%	221	201

Camden County
Annual School Election
April 20, 2010

Official Results



Joseph Ripa
Camden County Clerk


LINDENWOLD PROPOSAL

Vote for 1

	Registered Voters	Ballots Cast	% Turnout	Yes	No
Lindenwold Mail-In Ballot	0	36	0.00%	14	22
Lindenwold Provisional	0	4	0.00%	2	2
Totals - Lindenwold	0	40	0.00%	16	24
Lindenwold SB1 CSD 3,4	2476	201	8.12%	79	121
Lindenwold SB2 CSD 5,7	2654	146	5.50%	58	87
Lindenwold SB3 CSD 1,2,6,8	4868	424	8.71%	164	255
Totals - Grand Totals	9998	811	8.11%	317	487

Camden County
 Annual School Election
 April 20, 2010

Official Results



Joseph Ripa
 Camden County Clerk

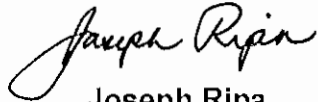
MAGNOLIA PROPOSAL

Vote for 1

	Registered Voters	Ballots Cast	% Turnout	Yes	No
Magnolia Mail-In Ballot	0	15	0.00%	2	13
Magnolia Provisional	0	0	0.00%	0	0
Totals - Magnolia	0	15	0.00%	2	13
Magnolia SB1 CSD 1,2,3,4	2939	504	17.15%	256	240
Totals - Grand Totals	2939	519	17.66%	258	253

Camden County
 Annual School Election
 April 20, 2010

Official Results



Joseph Ripa
 Camden County Clerk

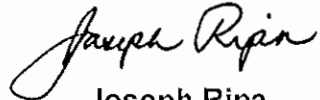
MERCHANTVILLE PROPOSAL

Vote for 1

	Registered Voters	Ballots Cast	% Turnout	Yes	No
Merchantville Mail-In Ballot	0	13	0.00%	5	7
Merchantville Provisional	0	0	0.00%	0	0
Totals - Merchantville	0	13	0.00%	5	7
Merchantville SB1 CSD 1,2,3	2631	405	15.39%	198	203
Totals - Grand Totals	2631	418	15.89%	203	210

Camden County
 Annual School Election
 April 20, 2010

Official Results



Joseph Ripa
 Camden County Clerk

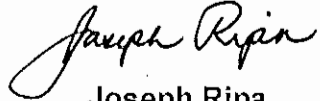
MT. EPHRAIM PROPOSAL

Vote for 1

	Registered Voters	Ballots Cast	% Turnout	Yes	No
Mt. Ephraim Mail-In Ballot	0	22	0.00%	6	16
Mt. Ephraim Provisional	0	0	0.00%	0	0
Totals - Mt. Ephraim	0	22	0.00%	6	16
Mt. Ephraim SB1 CSD 1,2,3,4	3122	662	21.20%	246	406
Totals - Grand Totals	3122	684	21.91%	252	422

Camden County
Annual School Election
April 20, 2010

Official Results



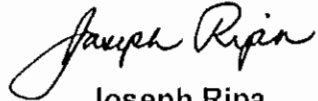
Joseph Ripa
Camden County Clerk

OAKLYN PROPOSAL
Vote for 1

	Registered Voters	Ballots Cast	% Turnout	Yes	No
Oaklyn Mail-In Ballot	0	12	0.00%	3	9
Oaklyn Provisional	0	1	0.00%	1	0
Totals - Oaklyn	0	13	0.00%	4	9
Oaklyn SB1 CSD 1,2,3,4	2814	535	19.01%	238	289
Totals - Grand Totals	2814	548	19.47%	242	298

Camden County
Annual School Election
April 20, 2010

Official Results



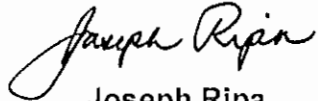
Joseph Ripa
Camden County Clerk

PENNSAUKEN PROPOSAL
Vote for 1

	Registered Voters	Ballots Cast	% Turnout	Yes	No
Pennsauken Mail-In Ballot	0	100	0.00%	41	54
Pennsauken Provisional	0	2	0.00%	2	0
Totals - Pennsauken	0	102	0.00%	43	54
Pennsauken SB1 CSD 9,14	1814	190	10.47%	65	119
Pennsauken SB2 CSD 8,10,21	2392	300	12.54%	110	184
Pennsauken SB3 CSD 5,11,13	2291	382	16.67%	157	222
Pennsauken SB4 CSD 6,17	2464	365	14.81%	113	249
Pennsauken SB5 CSD 12,15,19	2776	256	9.22%	117	129
Pennsauken SB6 CSD 16,20	1585	84	5.30%	50	30
Pennsauken SB7 CSD 1,7	2986	255	8.54%	98	149
Pennsauken SB8 CSD 2	1086	101	9.30%	47	46
Pennsauken SB9 CSD 3,18,23	3070	522	17.00%	164	349
Pennsauken SB10 CSD 4	1285	92	7.16%	35	53
Pennsauken SB11 CSD 22	805	83	10.31%	40	42
Totals - Grand Totals	22554	2732	12.11%	1039	1626

Camden County
 Annual School Election
 April 20, 2010

Official Results




Joseph Ripa
 Camden County Clerk

PINE HILL PROPOSAL
 Vote for 1

	Registered Voters	Ballots Cast	% Turnout	Yes	No
Pine Hill Mail-In Ballot	0	28	0.00%	13	14
Pine Hill Provisional	0	4	0.00%	4	0
Totals - Pine Hill	0	32	0.00%	17	14
Pine Hill CSD SB1 1,2,3	3899	417	10.70%	217	200
Pine Hill CSD SB2 4,5	2541	265	10.43%	109	155
Totals - Grand Totals	6440	714	11.09%	343	369

Camden County
Annual School Election
April 20, 2010

Official Results



Joseph Ripa
Camden County Clerk

RUNNEMEDE PROPOSAL

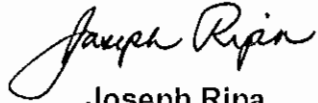
Vote for 1

	Registered Voters	Ballots Cast	% Turnout	Yes	No
Runnemedede Mail-In Ballot	0	53	0.00%	22	31
Runnemedede Provisional	0	8	0.00%	7	0
Totals - Runnemedede	0	61	0.00%	29	31
Runnemedede SB1 CSD 1,2,3	2452	546	22.27%	341	192
Runnemedede SB2 CSD 4,5,6	3141	741	23.59%	450	267
Totals - Grand Totals	5593	1348	24.10%	820	490

Camden County
 Annual School Election
 April 20, 2010

SOMERDALE PROPOSAL
 Vote for 1

Official Results

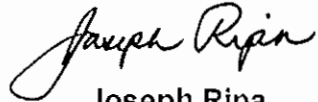


Joseph Ripa
 Camden County Clerk

	Registered Voters	Ballots Cast	% Turnout	Yes	No
Somerdale Mail-In Ballot	0	5	0.00%	1	4
Somerdale Provisional	0	0	0.00%	0	0
Totals - Somerdale	0	5	0.00%	1	4
Somerdale SB1 CSD 1,2,3,4,5	3481	481	13.82%	259	208
Totals - Grand Totals	3481	486	13.96%	260	212

Camden County
Annual School Election
April 20, 2010

Official Results



Joseph Ripa
Camden County Clerk

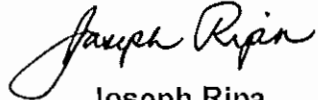
STRATFORD PROPOSAL

Vote for 1

	Registered Voters	Ballots Cast	% Turnout	Yes	No
Stratford Mail-In Ballot	0	38	0.00%	11	27
Stratford Provisional	0	3	0.00%	1	2
Totals - Stratford	0	41	0.00%	12	29
Stratford SB1 CSD 1,2,3	2210	550	24.89%	258	286
Stratford SB2 CSD 4,5,6	2405	591	24.57%	304	280
Totals - Grand Totals	4615	1182	25.61%	574	595

Camden County
Annual School Election
April 20, 2010

Official Results



Joseph Ripa
Camden County Clerk

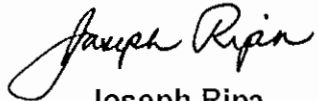
VOORHEES PROPOSAL

Vote for 1

	Registered Voters	Ballots Cast	% Turnout	Yes	No
Voorhees Mail-In Ballot	0	191	0.00%	81	101
Voorhees Provisional	0	23	0.00%	15	6
Totals - Voorhees	0	214	0.00%	96	107
Voorhees SB1 CSD 1,2	2549	455	17.85%	211	242
Voorhees SB2 CSD 7,12	3203	573	17.89%	222	336
Voorhees SB3 CSD 3,9,10	3389	737	21.75%	324	402
Voorhees SB4 CSD 13,14	2102	388	18.46%	196	189
Voorhees SB5 CSD 6,11,16	2917	698	23.93%	307	386
Voorhees SB6 CSD 4,5	3114	213	6.84%	113	94
Voorhees SB7 CSD 8,15	2409	495	20.55%	281	212
Totals - Grand Totals	19683	3773	19.17%	1750	1968

Camden County
Annual School Election
April 20, 2010

Official Results



Joseph Ripa
Camden County Clerk

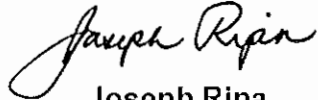
WATERFORD PROPOSAL

Vote for 1

	Registered Voters	Ballots Cast	% Turnout	Yes	No
Waterford Mail-In Ballot	0	38	0.00%	10	28
Waterford Provisional	0	7	0.00%	3	4
Totals - Waterford	0	45	0.00%	13	32
Waterford SB1 CSD 1,2,3	3405	551	16.18%	212	328
Waterford SB2 CSD 4,5	1577	230	14.58%	87	138
Waterford SB3 CSD 6,7	2489	488	19.61%	201	284
Totals - Grand Totals	7471	1314	17.59%	513	782

Camden County
Annual School Election
April 20, 2010

Official Results



Joseph Ripa
Camden County Clerk

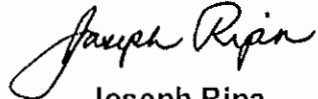
WINSLOW PROPOSAL

Vote for 1

	Registered Voters	Ballots Cast	% Turnout	Yes	No
Winslow Ward 1 Mail-In Ballot	0	26	0.00%	4	20
Winslow Ward 1 Provisional	0	1	0.00%	0	1
Totals - Winslow W1	0	27	0.00%	4	21
Winslow Ward 2 Mail-In Ballot	0	31	0.00%	6	25
Winslow Ward 2 Provisional	0	11	0.00%	4	7
Totals - Winslow W2	0	42	0.00%	10	32
Winslow Ward 3 Mail-In Ballot	0	31	0.00%	6	24
Winslow Ward 3 Provisional	0	6	0.00%	1	2
Totals - Winslow W3	0	37	0.00%	7	26
Winslow Ward 4 Mail-In Ballot	0	23	0.00%	9	14
Winslow Ward 4 Provisional	0	3	0.00%	3	0
Totals - Winslow W4	0	26	0.00%	12	14
Totals - Winslow	0	132	0.00%	33	93
Winslow SB1-1 CSD W1 D1,2,3	3171	532	16.78%	207	320
Winslow SB1-2 CSD W1 D4,5	1983	332	16.74%	160	167
Winslow SB2-1 CSD W2 D1,2,3	5214	591	11.33%	269	310
Winslow SB2-2 CSD W2 D4,5	2304	316	13.72%	147	167
Winslow SB3-1 CSD W3 D1,2	2727	195	7.15%	122	66
Winslow SB3-2 CSD W3 D3,4	3166	241	7.61%	118	113
Winslow SB4-1 CSD W4 D1,3,5	3732	441	11.82%	196	241
Winslow SB4-2 CSD W4 D2,4	2709	292	10.78%	157	134
Totals - Grand Totals	25006	3072	12.29%	1409	1611

Camden County
Annual School Election
April 20, 2010

Official Results



Joseph Ripa
Camden County Clerk

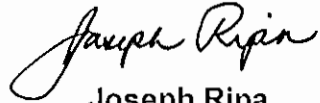
WOODLYNNE PROPOSAL

Vote for 1

	Registered Voters	Ballots Cast	% Turnout	Yes	No
Woodlynne Mail-In Ballot	0	2	0.00%	1	1
Woodlynne Provisional	0	0	0.00%	0	0
Totals - Woodlynne	0	2	0.00%	1	1
Woodlynne SB1 CSD 1,2	1547	165	10.67%	100	60
Totals - Grand Totals	1547	167	10.80%	101	61

Camden County
 Annual School Election
 April 20, 2010

Official Results



Joseph Ripa
 Camden County Clerk

WOODLYNNE PROPOSAL NO. 2

Vote for 1



	Registered Voters	Ballots Cast	% Turnout	Yes	No
Woodlynne Mail-In Ballot	0	2	0.00%	2	0
Woodlynne Provisional	0	0	0.00%	0	0
Totals - Woodlynne	0	2	0.00%	2	0
Woodlynne SB1 CSD 1,2	1547	165	10.67%	109	50
Totals - Grand Totals	1547	167	10.80%	111	50

We Do Hereby Certify that the foregoing is a true, full and correct statement of the results of the election above mentioned, as the same is exhibited by the statements produced and laid before the board of county canvassers according to law, and that the same exhibits the number of the names in the signature copy registers and the registers of voters, the number of names of the voters in the poll-books of the election districts, respectively, and of the ballots rejected, the whole number of names in the signature copy registers and the registers of voters, the whole number of names of the voters in the poll-books of the several election districts, the name of each person for whom any vote or votes were cast, the number of votes cast for each person in each election district, and the whole number of votes cast for each person for each office designated, the whole number of districts in each election district and the whole number of votes cast thereupon in the several election districts as they appear by the statements so produced and laid before the said board.

IN WITNESS WHEREOF, We have hereunto set our hands, this 11th day of May, 2010

Attest:


Joseph Ripa, Camden County Clerk


Chairperson, Board of County Canvassers

Board of County Canvassers

A STATEMENT of the determination of the BOARD OF COUNTY CANVASSERS, relative to an election held in the County of Camden, on the 20th day of April, 2010 for the election of

ALL REGIONAL & LOCAL SCHOOL BOARD CANDIDATES & PROPOSALS


of this State for said County.

I DO HEREBY CERTIFY that the foregoing is a true, full and correct statement of the determination of the Board of Canvassers therein mentioned.

In Witness Whereof, I have hereunto set my hand, this 11th day of May, 2010

Attest:


Joseph Ripa, Camden County Clerk


Chairperson, County Board of Canvassers