




Summary Results Report
 2023 Primary Election
 June 6, 2023

UNOFFICIAL RESULTS
 Joseph Ripa, County Clerk
 Camden County, New Jersey

Statistics	TOTAL
Election Day Precincts Reporting	388 of 390
Precincts Complete	3 of 390
Precincts Partially Reported	385 of 390
Absentee/ Early Precincts Reporting	343 of 343
Registered Voters - Total	390,194
Registered Voters - NONPARTISAN	138,062
Registered Voters - DEMOCRAT	186,407
Registered Voters - REPUBLICAN	65,725
Ballots Cast - Total	46,003
Ballots Cast - NONPARTISAN	0
Ballots Cast - DEMOCRAT	36,467
Ballots Cast - REPUBLICAN	9,536
Ballots Cast - Blank	64
Voter Turnout - Total	11.79%
Voter Turnout - NONPARTISAN	0.00%
Voter Turnout - DEMOCRAT	19.56%
Voter Turnout - REPUBLICAN	14.51%





DEM Member of State Senate 4th Legislative District

Vote For 1

	TOTAL	VOTE %	
Paul D. Moriarty	6,930	99.73%	
Write-In Totals	19	0.27%	
Total Votes Cast	6,949	100.00%	
Overvotes	3		
Undervotes	595		




DEM Members of the General Assembly 4th Legislative District

Vote For 2





	TOTAL	VOTE %	
Dan Hutchison	6,544	50.20%	
Cody D. Miller	6,464	49.58%	
Write-In Totals	29	0.22%	
Total Votes Cast	13,037	100.00%	
Overvotes	4		
Undervotes	2,053		

DEM Member of State Senate 5th Legislative District




Vote For 1

	TOTAL	VOTE %	
Nilsa Cruz-Perez	11,051	99.53%	
Write-In Totals	52	0.47%	
Total Votes Cast	11,103	100.00%	
Overvotes	14		
Undervotes	1,506		





DEM Members of the General Assembly 5th Legislative District

Vote For 2	TOTAL	VOTE %	
William F. Moen Jr.	10,568	49.63%	
William W. Spearman	10,649	50.01%	
Write-In Totals	75	0.35%	
Total Votes Cast	21,292	100.00%	
Overvotes	20		
Undervotes	3,934		







DEM Member of State Senate 6th Legislative District

Vote For 1	TOTAL	VOTE %	
James Beach	14,744	99.69%	
Write-In Totals	46	0.31%	
Total Votes Cast	14,790	100.00%	
Overvotes	5		
Undervotes	1,502		

DEM Members of the General Assembly 6th Legislative District

Vote For 2	TOTAL	VOTE %	
Louis D. Greenwald	14,672	50.24%	
Pamela R. Lampitt	14,482	49.59%	
Write-In Totals	50	0.17%	
Total Votes Cast	29,204	100.00%	
Overvotes	8		
Undervotes	3,382		

DEM Members of the Board of County Commissioners

Vote For 2	TOTAL	VOTE %	
Kate Delany	10,520	16.27%	
Samuel E. Sweet	8,093	12.52%	
Louis Cappelli Jr.	23,482	36.32%	
Jonathan L. Young Sr.	22,499	34.80%	
Write-In Totals	51	0.08%	
Total Votes Cast	64,645	100.00%	
Overvotes	3,607		
Undervotes	4,652		

DEM Male Members of County Committee Audubon Borough

Vote For 5

	TOTAL	VOTE %	
Robert Jakubowski	598	20.41%	<div style="width: 20.41%;"></div>
John Ward	593	20.24%	<div style="width: 20.24%;"></div>
David Alemi	581	19.83%	<div style="width: 19.83%;"></div>
Jamie DiFrancesco	580	19.80%	<div style="width: 19.80%;"></div>
William Wilson	567	19.35%	<div style="width: 19.35%;"></div>
Write-In Totals	11	0.38%	<div style="width: 0.38%;"></div>
Total Votes Cast	2,930	100.00%	<div style="width: 100%;"></div>
Overvotes	0		
Undervotes	395		

DEM Female Members of County Committee Audubon Borough

Vote For 5

	TOTAL	VOTE %	
Patricia Whalen	587	19.95%	<div style="width: 19.95%;"></div>
Lauren Schiavo	598	20.32%	<div style="width: 20.32%;"></div>
Joanne Prince	580	19.71%	<div style="width: 19.71%;"></div>
Sonia Gryzewski	580	19.71%	<div style="width: 19.71%;"></div>
Paula Ward	590	20.05%	<div style="width: 20.05%;"></div>
Write-In Totals	8	0.27%	<div style="width: 0.27%;"></div>
Total Votes Cast	2,943	100.00%	<div style="width: 100%;"></div>
Overvotes	0		
Undervotes	382		

DEM Members of Council Audubon Park Borough

Vote For 2

	TOTAL	VOTE %	
Judith DiPasquale	75	50.00%	<div style="width: 50%;"></div>
Karen Lewis	75	50.00%	<div style="width: 50%;"></div>
Write-In Totals	0	0.00%	<div style="width: 0%;"></div>
Total Votes Cast	150	100.00%	<div style="width: 100%;"></div>
Overvotes	0		
Undervotes	14		

DEM Male Member of County Committee Audubon Park Borough

Vote For 1

	TOTAL	VOTE %	
Christopher Farley	71	100.00%	<div style="width: 100%;"></div>
Write-In Totals	0	0.00%	<div style="width: 0%;"></div>
Total Votes Cast	71	100.00%	<div style="width: 100%;"></div>
Overvotes	0		
Undervotes	11		

DEM Female Member of County Committee Audubon Park Borough

Vote For 1

	TOTAL	VOTE %	
Patricia Farley	74	100.00%	<div style="width: 100%; height: 10px; background-color: #f0e68c;"></div>
Write-In Totals	0	0.00%	<div style="width: 0%; height: 10px; background-color: #d3d3d3;"></div>
Total Votes Cast	74	100.00%	<div style="width: 100%; height: 10px; background-color: #f0e68c;"></div>
Overvotes	0		
Undervotes	8		

DEM Mayor Barrington Borough

Vote For 1

	TOTAL	VOTE %	
Kyle Hanson	503	99.80%	<div style="width: 99.8%; height: 10px; background-color: #f0e68c;"></div>
Write-In Totals	1	0.20%	<div style="width: 0.2%; height: 10px; background-color: #d3d3d3;"></div>
Total Votes Cast	504	100.00%	<div style="width: 100%; height: 10px; background-color: #f0e68c;"></div>
Overvotes	0		
Undervotes	48		

DEM Members of Council Barrington Borough

Vote For 2

	TOTAL	VOTE %	
Vincent Cerrito	505	49.95%	<div style="width: 49.95%; height: 10px; background-color: #f0e68c;"></div>
Melanie Mercado	502	49.65%	<div style="width: 49.65%; height: 10px; background-color: #f0e68c;"></div>
Write-In Totals	4	0.40%	<div style="width: 0.4%; height: 10px; background-color: #d3d3d3;"></div>
Total Votes Cast	1,011	100.00%	<div style="width: 100%; height: 10px; background-color: #f0e68c;"></div>
Overvotes	0		
Undervotes	93		

DEM Male Members of County Committee Barrington Borough

Vote For 4

	TOTAL	VOTE %	
Robert Harris	497	25.08%	<div style="width: 25.08%; height: 10px; background-color: #f0e68c;"></div>
Shawn Ludwig	488	24.62%	<div style="width: 24.62%; height: 10px; background-color: #f0e68c;"></div>
Michael Beach	495	24.97%	<div style="width: 24.97%; height: 10px; background-color: #f0e68c;"></div>
Kyle Hanson	498	25.13%	<div style="width: 25.13%; height: 10px; background-color: #f0e68c;"></div>
Write-In Totals	4	0.20%	<div style="width: 0.2%; height: 10px; background-color: #d3d3d3;"></div>
Total Votes Cast	1,982	100.00%	<div style="width: 100%; height: 10px; background-color: #f0e68c;"></div>
Overvotes	0		
Undervotes	226		

Summary Results Report
 2023 Primary Election
 June 6, 2023

UNOFFICIAL RESULTS
 Joseph Ripa, County Clerk
 Camden County, New Jersey

DEM Female Members of County Committee Barrington Borough
 Vote For 4

	TOTAL	VOTE %	
Colleen Ferraro	501	25.08%	<div style="width: 25.08%; background-color: #f1c40f;"></div>
Alisha VanBernum	496	24.82%	<div style="width: 24.82%; background-color: #f1c40f;"></div>
Beth Cavallaro	503	25.18%	<div style="width: 25.18%; background-color: #f1c40f;"></div>
Jennifer Milligan	494	24.72%	<div style="width: 24.72%; background-color: #f1c40f;"></div>
Write-In Totals	4	0.20%	<div style="width: 0.20%; background-color: #f1c40f;"></div>
Total Votes Cast	1,998	100.00%	<div style="width: 100%; background-color: #f1c40f;"></div>
Overvotes	0		
Undervotes	210		

DEM Members of Council Bellmawr Borough
 Vote For 2

	TOTAL	VOTE %	
James F. D'Angelo	632	50.16%	<div style="width: 50.16%; background-color: #f1c40f;"></div>
Johann L. Fina	628	49.84%	<div style="width: 49.84%; background-color: #f1c40f;"></div>
Write-In Totals	0	0.00%	<div style="width: 0.00%; background-color: #f1c40f;"></div>
Total Votes Cast	1,260	100.00%	<div style="width: 100%; background-color: #f1c40f;"></div>
Overvotes	0		
Undervotes	152		

DEM Male Members of County Committee Bellmawr Borough
 Vote For 6

	TOTAL	VOTE %	
Raymond Staszak	592	16.39%	<div style="width: 16.39%; background-color: #f1c40f;"></div>
Frank Filipek JR.	591	16.36%	<div style="width: 16.36%; background-color: #f1c40f;"></div>
Louis DiAngelo	619	17.13%	<div style="width: 17.13%; background-color: #f1c40f;"></div>
John Straub	606	16.77%	<div style="width: 16.77%; background-color: #f1c40f;"></div>
Michael Kenny	604	16.72%	<div style="width: 16.72%; background-color: #f1c40f;"></div>
Eric Hoban	601	16.63%	<div style="width: 16.63%; background-color: #f1c40f;"></div>
Write-In Totals	0	0.00%	<div style="width: 0.00%; background-color: #f1c40f;"></div>
Total Votes Cast	3,613	100.00%	<div style="width: 100%; background-color: #f1c40f;"></div>
Overvotes	0		
Undervotes	623		

DEM Female Members of County Committee Bellmawr Borough
 Vote For 6

	TOTAL	VOTE %	
Annamarie Stolfo	613	16.60%	<div style="width: 16.60%; background-color: #f1c40f;"></div>
Denise Sauter	623	16.87%	<div style="width: 16.87%; background-color: #f1c40f;"></div>
Lisa Young	620	16.79%	<div style="width: 16.79%; background-color: #f1c40f;"></div>
Jamie Giambanis	614	16.63%	<div style="width: 16.63%; background-color: #f1c40f;"></div>
Joyce Jones	611	16.54%	<div style="width: 16.54%; background-color: #f1c40f;"></div>
Danielle Hoban	611	16.54%	<div style="width: 16.54%; background-color: #f1c40f;"></div>
Write-In Totals	1	0.03%	<div style="width: 0.03%; background-color: #f1c40f;"></div>
Total Votes Cast	3,693	100.00%	<div style="width: 100%; background-color: #f1c40f;"></div>
Overvotes	0		
Undervotes	543		

Summary Results Report
 2023 Primary Election
 June 6, 2023

UNOFFICIAL RESULTS
 Joseph Ripa, County Clerk
 Camden County, New Jersey

DEM Mayor Berlin Borough

Vote For 1

	TOTAL	VOTE %	
NO PETITION FILED	0	0.00%	<div style="width: 0%;"></div>
Write-In Totals	2	100.00%	<div style="width: 100%;"></div>
Total Votes Cast	2	100.00%	<div style="width: 100%;"></div>
Overvotes	0		
Undervotes	371		

DEM Members of Council Berlin Borough

Vote For 2

	TOTAL	VOTE %	
NO PETITION FILED	0		
NO PETITION FILED	0		
Write-In Totals	0		
Total Votes Cast	0		
Overvotes	0		
Undervotes	746		

DEM Male Members of County Committee Berlin Borough

Vote For 3






	TOTAL	VOTE %	
Donald Craig	334	33.43%	<div style="width: 33.43%;"></div>
John McPeak	326	32.63%	<div style="width: 32.63%;"></div>
William Caruso	336	33.63%	<div style="width: 33.63%;"></div>
Write-In Totals	3	0.30%	<div style="width: 0.30%;"></div>
Total Votes Cast	999	100.00%	<div style="width: 100%;"></div>
Overvotes	0		
Undervotes	120		

DEM Female Members of County Committee Berlin Borough






Vote For 3

	TOTAL	VOTE %	
Eileen Craig	334	33.20%	<div style="width: 33.20%;"></div>
Chris Earle	326	32.41%	<div style="width: 32.41%;"></div>
Mary Page	343	34.10%	<div style="width: 34.10%;"></div>
Write-In Totals	3	0.30%	<div style="width: 0.30%;"></div>
Total Votes Cast	1,006	100.00%	<div style="width: 100%;"></div>
Overvotes	0		
Undervotes	113		




DEM Male Members of County Committee Berlin Township

	TOTAL	VOTE %	
Vote For 3			
Dante Magazzu	406	33.14%	
Frank Epifanio	407	33.22%	
Jack Turner	408	33.31%	
Write-In Totals	4	0.33%	
Total Votes Cast	1,225	100.00%	
Overvotes	0		
Undervotes	161		







DEM Female Members of County Committee Berlin Township

	TOTAL	VOTE %	
Vote For 3			
Phyllis Jeffries Magazzu	417	33.57%	
Lindsey Shellenberger	409	32.93%	
Marion Bodanza	408	32.85%	
Write-In Totals	8	0.64%	
Total Votes Cast	1,242	100.00%	
Overvotes	0		
Undervotes	144		

DEM Member of Council - Unexpired Term Brooklawn Borough

	TOTAL	VOTE %	
Vote For 1			
Stacey Ostrom	154	99.35%	
Write-In Totals	1	0.65%	
Total Votes Cast	155	100.00%	
Overvotes	0		
Undervotes	44		

DEM Members of Council Brooklawn Borough

	TOTAL	VOTE %	
Vote For 2			
Jerry D. Granstrom	100	27.03%	
Michael Mevoli	85	22.97%	
Jeffrey M. Haller	73	19.73%	
Colin MacAdams	112	30.27%	
Write-In Totals	0	0.00%	
Total Votes Cast	370	100.00%	
Overvotes	20		
Undervotes	8		

DEM Male Member of County Committee Brooklawn Borough

Vote For 1	TOTAL	VOTE %	
Kevin Everhart	142	100.00%	
Write-In Totals	0	0.00%	
Total Votes Cast	142	100.00%	
Overvotes	0		
Undervotes	57		

DEM Female Member of County Committee Brooklawn Borough

Vote For 1	TOTAL	VOTE %	
Mary Mevoli	163	99.39%	
Write-In Totals	1	0.61%	
Total Votes Cast	164	100.00%	
Overvotes	0		
Undervotes	35		

DEM Member of Council Camden City - Ward 1

Vote For 1	TOTAL	VOTE %	
Arthur Barclay	509	83.72%	
Jose Javier Ramos	96	15.79%	
Write-In Totals	3	0.49%	
Total Votes Cast	608	100.00%	
Overvotes	55		
Undervotes	77		

DEM Members of County Committee Camden City - Ward 1

Vote For 1	TOTAL	VOTE %	
Cam Co Dem Comm, Inc	561	100.00%	
Total Votes Cast	561	100.00%	
Overvotes	0		
Undervotes	179		



DEM Member of Council Camden City - Ward 2

Vote For 1	TOTAL	VOTE %	
Christopher Collins	651	79.68%	
Theo Spencer	48	5.88%	
Elton Custis	118	14.44%	
Write-In Totals	0	0.00%	
Total Votes Cast	817	100.00%	
Overvotes	135		
Undervotes	60		





Summary Results Report
 2023 Primary Election
 June 6, 2023

UNOFFICIAL RESULTS
 Joseph Ripa, County Clerk
 Camden County, New Jersey




DEM Members of County Committee Camden City - Ward 2

Vote For 1	TOTAL	VOTE %	
Cam Co Dem Comm, Inc.	752	100.00%	
Total Votes Cast	752	100.00%	
Overvotes	0		
Undervotes	260		





DEM Member of Council Camden City - Ward 3

Vote For 1	TOTAL	VOTE %	
Falio Leyba-Martinez	560	76.29%	
Marilyn Torres	167	22.75%	
Write-In Totals	7	0.95%	
Total Votes Cast	734	100.00%	
Overvotes	105		
Undervotes	51		



DEM Members of County Committee Camden City - Ward 3

Vote For 1	TOTAL	VOTE %	
Cam Co Dem Comm, Inc.	604	89.48%	
Progressive Dem for Camden City	71	10.52%	
Total Votes Cast	675	100.00%	
Overvotes	46		
Undervotes	169		

DEM Member of Council Camden City - Ward 4

Vote For 1	TOTAL	VOTE %	
Jannette Ramos	563	85.17%	
Delbert Neal	97	14.67%	
Write-In Totals	1	0.15%	
Total Votes Cast	661	100.00%	
Overvotes	47		
Undervotes	62		

DEM Members of County Committee Camden City - Ward 4

Vote For 1	TOTAL	VOTE %	
Cam Co Dem Comm, Inc	600	100.00%	
Total Votes Cast	600	100.00%	
Overvotes	0		
Undervotes	170		

DEM Mayor Cherry Hill Township

Vote For 1

	TOTAL	VOTE %	
David Fleisher	5,680	99.67%	
Write-In Totals	19	0.33%	
Total Votes Cast	5,699	100.00%	
Overvotes	1		
Undervotes	842		

DEM Members of Council Cherry Hill Township

Vote For 3

	TOTAL	VOTE %	
Michele Golkow	5,629	33.31%	
Brian Bauerle	5,508	32.59%	
Jennifer Apell	5,734	33.93%	
Write-In Totals	29	0.17%	
Total Votes Cast	16,900	100.00%	
Overvotes	6		
Undervotes	2,720		

DEM Members of County Committee Cherry Hill Township

Vote For 1

	TOTAL	VOTE %	
SJ Prog Dems	1,523	25.83%	
Cam Co Dem Comm Inc	4,374	74.17%	
Total Votes Cast	5,897	100.00%	
Overvotes	142		
Undervotes	503		

DEM Mayor Chesilhurst Borough

Vote For 1




	TOTAL	VOTE %	
Jamila A. Odom Bremmer	149	100.00%	
Write-In Totals	0	0.00%	
Total Votes Cast	149	100.00%	
Overvotes	0		
Undervotes	22		

DEM Members of Council Chesilhurst Borough




Vote For 2

	TOTAL	VOTE %	
Antonia Plaza	145	48.99%	
LaRhonda Pritchett	151	51.01%	
Write-In Totals	0	0.00%	
Total Votes Cast	296	100.00%	
Overvotes	0		
Undervotes	46		




DEM Male Member of County Committee Chesilhurst Borough

	TOTAL	VOTE %	
Russell S. Hirn	150	100.00%	
Write-In Totals	0	0.00%	
Total Votes Cast	150	100.00%	
Overvotes	0		
Undervotes	21		





DEM Female Member of County Committee Chesilhurst Borough

	TOTAL	VOTE %	
Jamila A. Odom Bremmer	154	100.00%	
Write-In Totals	0	0.00%	
Total Votes Cast	154	100.00%	
Overvotes	0		
Undervotes	17		






DEM Mayor Clementon Borough

	TOTAL	VOTE %	
Thomas J. Weaver	239	100.00%	
Write-In Totals	0	0.00%	
Total Votes Cast	239	100.00%	
Overvotes	0		
Undervotes	24		

DEM Members of Council Clementon Borough






	TOTAL	VOTE %	
Christine A. Nucera	238	49.69%	
Jonathan M. Fisher	241	50.31%	
Write-In Totals	0	0.00%	
Total Votes Cast	479	100.00%	
Overvotes	0		
Undervotes	47		

DEM Male Members of County Committee Clementon Borough

	TOTAL	VOTE %	
Thomas J. Weaver	237	32.96%	
Jonathan M. Fisher	240	33.38%	
Christopher McKelvey	242	33.66%	
Write-In Totals	0	0.00%	
Total Votes Cast	719	100.00%	
Overvotes	0		
Undervotes	70		




DEM Female Members of County Committee Clementon Borough

Vote For 3

	TOTAL	VOTE %	
Christine A. Nucera	233	32.68%	
Amanda McCourt	241	33.80%	
Meghan Milano	239	33.52%	
Write-In Totals	0	0.00%	
Total Votes Cast	713	100.00%	
Overvotes	0		
Undervotes	76		

DEM Members of County Committee Collingswood Borough

Vote For 1

	TOTAL	VOTE %	
SJ Prog Dems	634	38.90%	
Cam Co Dem Comm Inc	996	61.10%	
Total Votes Cast	1,630	100.00%	
Overvotes	25		
Undervotes	115		

DEM Mayor Gibbsboro Borough

Vote For 1

	TOTAL	VOTE %	
NO PETITION FILED	0		
Write-In Totals	0		
Total Votes Cast	0		
Overvotes	0		
Undervotes	174		




DEM Members of Council Gibbsboro Borough

Vote For 2

	TOTAL	VOTE %	
NO PETITION FILED	0		
NO PETITION FILED	0		
Write-In Totals	0		
Total Votes Cast	0		
Overvotes	0		
Undervotes	348		




DEM Male Member of County Committee Gibbsboro Borough

Vote For 1

	TOTAL	VOTE %	
Dan Keashen	161	100.00%	
Write-In Totals	0	0.00%	
Total Votes Cast	161	100.00%	
Overvotes	0		
Undervotes	13		





DEM Female Member of County Committee Gibbsboro Borough

Vote For 1

	TOTAL	VOTE %	
Hailey Collier	162	100.00%	
Write-In Totals	0	0.00%	
Total Votes Cast	162	100.00%	
Overvotes	0		
Undervotes	12		





DEM Male Members of County Committee Gloucester City - Ward 1

Vote For 2

	TOTAL	VOTE %	
Patrick R. Hagan	128	51.41%	
Robert C. Booth	120	48.19%	
Write-In Totals	1	0.40%	
Total Votes Cast	249	100.00%	
Overvotes	0		
Undervotes	37		





DEM Female Members of County Committee Gloucester City - Ward 1

Vote For 2

	TOTAL	VOTE %	
Lisa Debus	127	50.60%	
Roseann Michel	124	49.40%	
Write-In Totals	0	0.00%	
Total Votes Cast	251	100.00%	
Overvotes	0		
Undervotes	35		





DEM Male Members of County Committee Gloucester City - Ward 2

Vote For 2

	TOTAL	VOTE %	
Theodore J. Howarth Jr.	224	49.45%	
Michael Billingham	225	49.67%	
Write-In Totals	4	0.88%	
Total Votes Cast	453	100.00%	
Overvotes	0		
Undervotes	47		

DEM Female Members of County Committee Gloucester City - Ward 2

Vote For 2

	TOTAL	VOTE %	
Jennifer Evans	218	49.10%	
Jenai Johnson	223	50.23%	
Write-In Totals	3	0.68%	
Total Votes Cast	444	100.00%	
Overvotes	0		
Undervotes	56		

DEM Male Members of County Committee Gloucester City - Ward 3

Vote For 2

	TOTAL	VOTE %	
Jay F. Brophy	128	51.82%	<div style="width: 51.82%;"><div style="width: 51.82%;"></div></div>
Todd Blaylock	119	48.18%	<div style="width: 48.18%;"><div style="width: 48.18%;"></div></div>
Write-In Totals	0	0.00%	<div style="width: 0%;"><div style="width: 0%;"></div></div>
Total Votes Cast	247	100.00%	<div style="width: 100%;"><div style="width: 100%;"></div></div>
Overvotes	0		
Undervotes	43		

DEM Female Members of County Committee Gloucester City - Ward 3

Vote For 2

	TOTAL	VOTE %	
Mary DeFoney	133	51.75%	<div style="width: 51.75%;"><div style="width: 51.75%;"></div></div>
Carol Lynn Carey-Lee	124	48.25%	<div style="width: 48.25%;"><div style="width: 48.25%;"></div></div>
Write-In Totals	0	0.00%	<div style="width: 0%;"><div style="width: 0%;"></div></div>
Total Votes Cast	257	100.00%	<div style="width: 100%;"><div style="width: 100%;"></div></div>
Overvotes	0		
Undervotes	33		

DEM Members of Council Gloucester Township

Vote For 4

	TOTAL	VOTE %	
Orlando Mercado	3,201	24.86%	<div style="width: 24.86%;"><div style="width: 24.86%;"></div></div>
Michael Mignone	3,204	24.89%	<div style="width: 24.89%;"><div style="width: 24.89%;"></div></div>
Tara Lynn Walters	3,243	25.19%	<div style="width: 25.19%;"><div style="width: 25.19%;"></div></div>
James Joseph Nash III	3,202	24.87%	<div style="width: 24.87%;"><div style="width: 24.87%;"></div></div>
Write-In Totals	24	0.19%	<div style="width: 0.19%;"><div style="width: 0.19%;"></div></div>
Total Votes Cast	12,874	100.00%	<div style="width: 100%;"><div style="width: 100%;"></div></div>
Overvotes	4		
Undervotes	1,830		

DEM Members of County Committee Gloucester Township

Vote For 1

	TOTAL	VOTE %	
Cam Co Dem Com Inc	3,142	100.00%	<div style="width: 100%;"><div style="width: 100%;"></div></div>
Total Votes Cast	3,142	100.00%	<div style="width: 100%;"><div style="width: 100%;"></div></div>
Overvotes	0		
Undervotes	535		

DEM Members of County Committee Haddon Township

Vote For 1

	TOTAL	VOTE %	
Cam Co Dem Comm Inc	978	100.00%	<div style="width: 100%;"><div style="width: 100%;"></div></div>
Total Votes Cast	978	100.00%	<div style="width: 100%;"><div style="width: 100%;"></div></div>
Overvotes	0		
Undervotes	178		

DEM Male Members of County Committee Haddonfield Borough

Vote For 7

	TOTAL	VOTE %	
Anthony Bezich	830	14.37%	<div style="width: 14.37%;"></div>
Francis Gramkowski	815	14.11%	<div style="width: 14.11%;"></div>
Eugene Lepore	810	14.02%	<div style="width: 14.02%;"></div>
Jack Tarditi	866	14.99%	<div style="width: 14.99%;"></div>
Scott Traynor	821	14.21%	<div style="width: 14.21%;"></div>
Jeff Tirabassi	807	13.97%	<div style="width: 13.97%;"></div>
Alessandro Siciliano	828	14.33%	<div style="width: 14.33%;"></div>
Write-In Totals	0	0.00%	
Total Votes Cast	5,777	100.00%	<div style="width: 100%;"></div>
Overvotes	0		
Undervotes	1,209		

DEM Female Members of County Committee Haddonfield Borough

Vote For 7

	TOTAL	VOTE %	
Saba Aftab	833	14.22%	<div style="width: 14.22%;"></div>
Susan Baltake	840	14.34%	<div style="width: 14.34%;"></div>
Colleen Bianco Bezich	872	14.88%	<div style="width: 14.88%;"></div>
Anne Walters	838	14.30%	<div style="width: 14.30%;"></div>
Gladis Zambrana	823	14.05%	<div style="width: 14.05%;"></div>
Anne Tirabassi	819	13.98%	<div style="width: 13.98%;"></div>
Jessica Lucas	833	14.22%	<div style="width: 14.22%;"></div>
Write-In Totals	1	0.02%	
Total Votes Cast	5,859	100.00%	<div style="width: 100%;"></div>
Overvotes	0		
Undervotes	1,127		

DEM Mayor Haddon Heights Borough

Vote For 1

	TOTAL	VOTE %	
Zachary Houck	697	100.00%	<div style="width: 100%;"></div>
Write-In Totals	0	0.00%	
Total Votes Cast	697	100.00%	<div style="width: 100%;"></div>
Overvotes	0		
Undervotes	46		

DEM Members of Council Haddon Heights Borough

Vote For 2

	TOTAL	VOTE %	
Regina Philipps	698	50.11%	<div style="width: 50.11%;"></div>
Trisha Egbert	695	49.89%	<div style="width: 49.89%;"></div>
Write-In Totals	0	0.00%	
Total Votes Cast	1,393	100.00%	<div style="width: 100%;"></div>
Overvotes	0		
Undervotes	93		

DEM Male Members of County Committee Haddon Heights Borough

Vote For 4

	TOTAL	VOTE %	
Tom Ottoson	688	25.03%	<div style="width: 25.03%; background-color: #f0e68c;"></div>
Zachary Houck	697	25.35%	<div style="width: 25.35%; background-color: #f0e68c;"></div>
Scott Schreiber	680	24.74%	<div style="width: 24.74%; background-color: #f0e68c;"></div>
Michael Madden	684	24.88%	<div style="width: 24.88%; background-color: #f0e68c;"></div>
Write-In Totals	0	0.00%	
Total Votes Cast	2,749	100.00%	<div style="width: 100%; background-color: #f0e68c;"></div>
Overvotes	0		
Undervotes	223		

DEM Female Members of County Committee Haddon Heights Borough

Vote For 4

	TOTAL	VOTE %	
Marianne H. Cass	690	25.13%	<div style="width: 25.13%; background-color: #f0e68c;"></div>
Casey Orlando	688	25.05%	<div style="width: 25.05%; background-color: #f0e68c;"></div>
Regina Philipps	687	25.02%	<div style="width: 25.02%; background-color: #f0e68c;"></div>
Magdalene Johns	681	24.80%	<div style="width: 24.80%; background-color: #f0e68c;"></div>
Write-In Totals	0	0.00%	
Total Votes Cast	2,746	100.00%	<div style="width: 100%; background-color: #f0e68c;"></div>
Overvotes	0		
Undervotes	226		

DEM Mayor Hi-Nella Borough

Vote For 1

	TOTAL	VOTE %	
Michael J. Segeren	52	100.00%	<div style="width: 100%; background-color: #f0e68c;"></div>
Write-In Totals	0	0.00%	
Total Votes Cast	52	100.00%	<div style="width: 100%; background-color: #f0e68c;"></div>
Overvotes	0		
Undervotes	5		

DEM Members of Council Hi-Nella Borough

Vote For 2

	TOTAL	VOTE %	
Cindy McCoy	52	100.00%	<div style="width: 100%; background-color: #f0e68c;"></div>
NO PETITION FILED	0	0.00%	
Write-In Totals	0	0.00%	
Total Votes Cast	52	100.00%	<div style="width: 100%; background-color: #f0e68c;"></div>
Overvotes	0		
Undervotes	62		

DEM Male Member of County Committee Hi-Nella Borough

Vote For 1

	TOTAL	VOTE %	
Gary Tomar	53	100.00%	<div style="width: 100%; height: 10px; background-color: #f0e68c;"></div>
Write-In Totals	0	0.00%	<div style="width: 0%; height: 10px; background-color: #d3d3d3;"></div>
Total Votes Cast	53	100.00%	<div style="width: 100%; height: 10px; background-color: #f0e68c;"></div>
Overvotes	0		
Undervotes	4		

DEM Female Member of County Committee Hi-Nella Borough

Vote For 1

	TOTAL	VOTE %	
Cindy McCoy	52	100.00%	<div style="width: 100%; height: 10px; background-color: #f0e68c;"></div>
Write-In Totals	0	0.00%	<div style="width: 0%; height: 10px; background-color: #d3d3d3;"></div>
Total Votes Cast	52	100.00%	<div style="width: 100%; height: 10px; background-color: #f0e68c;"></div>
Overvotes	0		
Undervotes	5		

DEM Mayor Laurel Springs Borough

Vote For 1

	TOTAL	VOTE %	
Thomas A. Barbera	114	100.00%	<div style="width: 100%; height: 10px; background-color: #f0e68c;"></div>
Write-In Totals	0	0.00%	<div style="width: 0%; height: 10px; background-color: #d3d3d3;"></div>
Total Votes Cast	114	100.00%	<div style="width: 100%; height: 10px; background-color: #f0e68c;"></div>
Overvotes	0		
Undervotes	8		

DEM Members of Council Laurel Springs Borough

Vote For 2

	TOTAL	VOTE %	
Joseph A. Cruz	116	100.00%	<div style="width: 100%; height: 10px; background-color: #f0e68c;"></div>
NO PETITION FILED	0	0.00%	<div style="width: 0%; height: 10px; background-color: #d3d3d3;"></div>
Write-In Totals	0	0.00%	<div style="width: 0%; height: 10px; background-color: #d3d3d3;"></div>
Total Votes Cast	116	100.00%	<div style="width: 100%; height: 10px; background-color: #f0e68c;"></div>
Overvotes	0		
Undervotes	128		

DEM Male Member of County Committee Laurel Springs Borough




Vote For 1

	TOTAL	VOTE %	
Thomas A. Barbera	116	100.00%	<div style="width: 100%; height: 10px; background-color: #f0e68c;"></div>
Write-In Totals	0	0.00%	<div style="width: 0%; height: 10px; background-color: #d3d3d3;"></div>
Total Votes Cast	116	100.00%	<div style="width: 100%; height: 10px; background-color: #f0e68c;"></div>
Overvotes	0		
Undervotes	6		





Summary Results Report
 2023 Primary Election
 June 6, 2023

UNOFFICIAL RESULTS
 Joseph Ripa, County Clerk
 Camden County, New Jersey






DEM Female Member of County Committee Laurel Springs Borough

	TOTAL	VOTE %	
Marie V. Nasuti	113	100.00%	
Write-In Totals	0	0.00%	
Total Votes Cast	113	100.00%	
Overvotes	0		
Undervotes	9		






DEM Members of Council Lawnside Borough

	TOTAL	VOTE %	
Rhonda R. Wardlow Hurley	350	48.88%	
Eric J. Wilcox Sr.	364	50.84%	
Write-In Totals	2	0.28%	
Total Votes Cast	716	100.00%	
Overvotes	0		
Undervotes	152		

DEM Male Members of County Committee Lawnside Borough

	TOTAL	VOTE %	
Raffael Ali	377	34.12%	
Steve Pollard	370	33.48%	
Eric J. Wilcox Sr.	355	32.13%	
Write-In Totals	3	0.27%	
Total Votes Cast	1,105	100.00%	
Overvotes	0		
Undervotes	197		

DEM Female Members of County Committee Lawnside Borough





	TOTAL	VOTE %	
Sydney A. Hurley	334	31.96%	
Rhonda R. Wardlow Hurley	342	32.73%	
Bridgett Kittles	369	35.31%	
Write-In Totals	0	0.00%	
Total Votes Cast	1,045	100.00%	
Overvotes	0		
Undervotes	257		

Summary Results Report
 2023 Primary Election
 June 6, 2023

UNOFFICIAL RESULTS
 Joseph Ripa, County Clerk
 Camden County, New Jersey







DEM Mayor Lindenwold Borough

Vote For 1

	TOTAL	VOTE %	
Richard E. Roach Jr.	581	51.97%	
Walter F. Lenkowski	535	47.85%	
Write-In Totals	2	0.18%	
Total Votes Cast	1,118	100.00%	
Overvotes	52		
Undervotes	77		




DEM Members of Council Lindenwold Borough

Vote For 2

	TOTAL	VOTE %	
Linda M. Hess	595	26.53%	
Jermaine Jackson	591	26.35%	
Justin R. Green	546	24.34%	
Ninofhka Torres	508	22.65%	
Write-In Totals	3	0.13%	
Total Votes Cast	2,243	100.00%	
Overvotes	96		
Undervotes	155		




DEM Members of County Committee Lindenwold Borough

Vote For 1

	TOTAL	VOTE %	
Lindenwold Reg Dem Org	533	52.00%	
Lindenwold Dems For Change	492	48.00%	
Total Votes Cast	1,025	100.00%	
Overvotes	44		
Undervotes	178		





DEM Mayor Magnolia Borough

Vote For 1






	TOTAL	VOTE %	
BettyAnn Cowling-Carson	263	98.87%	
Write-In Totals	3	1.13%	
Total Votes Cast	266	100.00%	
Overvotes	0		
Undervotes	20		

DEM Members of Council Magnolia Borough






Vote For 2

	TOTAL	VOTE %	
Mary F. Martz	271	50.28%	
Steven Whalen	263	48.79%	
Write-In Totals	5	0.93%	
Total Votes Cast	539	100.00%	
Overvotes	0		
Undervotes	33		





DEM Male Members of County Committee Magnolia Borough

	TOTAL	VOTE %	
Robert B. Carson	264	33.17%	
Steven Whalen	264	33.17%	
Anthony DePrince	259	32.54%	
Write-In Totals	9	1.13%	
Total Votes Cast	796	100.00%	
Overvotes	0		
Undervotes	62		







DEM Female Members of County Committee Magnolia Borough

	TOTAL	VOTE %	
Mary F. Martz	267	33.09%	
Shawn Parker	265	32.84%	
Shelley Wilson	267	33.09%	
Write-In Totals	8	0.99%	
Total Votes Cast	807	100.00%	
Overvotes	0		
Undervotes	51		

DEM Members of Council Merchantville Borough







	TOTAL	VOTE %	
Andrew O. McLoone	372	48.88%	
Sean H. Fitzgerald	373	49.01%	
Write-In Totals	16	2.10%	
Total Votes Cast	761	100.00%	
Overvotes	0		
Undervotes	241		

DEM Male Members of County Committee Merchantville Borough

	TOTAL	VOTE %	
Joseph Bouvier	281	29.58%	
Chester Hicks	270	28.42%	
Louis J. Fiume III	196	20.63%	
Eric Benjamin	203	21.37%	
Write-In Totals	0	0.00%	
Total Votes Cast	950	100.00%	
Overvotes	20		
Undervotes	32		






DEM Female Members of County Committee Merchantville Borough

Vote For 2

	TOTAL	VOTE %	
Dorothy Foley	279	29.18%	
Anna Bouvier	250	26.15%	
Maureen G. Higgins	213	22.28%	
Ruby Delarosa	214	22.38%	
Write-In Totals	0	0.00%	
Total Votes Cast	956	100.00%	
Overvotes	22		
Undervotes	24		






DEM Male Members of County Committee Mt Ephraim Borough

Vote For 3

	TOTAL	VOTE %	
John Saban	285	33.37%	
Samuel Keating	282	33.02%	
Michael Marrone	287	33.61%	
Write-In Totals	0	0.00%	
Total Votes Cast	854	100.00%	
Overvotes	0		
Undervotes	115		




DEM Female Members of County Committee Mt Ephraim Borough

Vote For 3

	TOTAL	VOTE %	
Deborah Wolk	287	33.18%	
Kristina Carey	286	33.06%	
Alyssa Lego	292	33.76%	
Write-In Totals	0	0.00%	
Total Votes Cast	865	100.00%	
Overvotes	0		
Undervotes	104		





DEM Mayor Oaklyn Borough

Vote For 1

	TOTAL	VOTE %	
Gregory Brandley	285	100.00%	
Write-In Totals	0	0.00%	
Total Votes Cast	285	100.00%	
Overvotes	0		
Undervotes	38		






DEM Members of Council Oaklyn Borough

Vote For 2

	TOTAL	VOTE %	
Dorothy Valianti	283	49.56%	
Charles Lehman	285	49.91%	
Write-In Totals	3	0.53%	
Total Votes Cast	571	100.00%	
Overvotes	0		
Undervotes	75		






DEM Male Members of County Committee Oaklyn Borough

Vote For 3

	TOTAL	VOTE %	
Adam Sherr	291	33.64%	
Matthew Grochowski	286	33.06%	
John C. Deen Jr.	288	33.29%	
Write-In Totals	0	0.00%	
Total Votes Cast	865	100.00%	
Overvotes	0		
Undervotes	104		




DEM Female Members of County Committee Oaklyn Borough

Vote For 3

	TOTAL	VOTE %	
Amy Gavaghan	294	34.03%	
Dorothy Valianti	281	32.52%	
Kristin Pollock	288	33.33%	
Write-In Totals	1	0.12%	
Total Votes Cast	864	100.00%	
Overvotes	0		
Undervotes	105		

DEM Member of Township Committee - Unexpired Term Pennsauken Township

Vote For 1

	TOTAL	VOTE %	
Marie McKenna	2,064	99.85%	
Write-In Totals	3	0.15%	
Total Votes Cast	2,067	100.00%	
Overvotes	2		
Undervotes	315		

DEM Members of Township Committee Pennsauken Township

Vote For 2		TOTAL	VOTE %
Vince Martinez	2,140	50.64%	
Patrick Olivo	2,074	49.08%	
Write-In Totals	12	0.28%	
Total Votes Cast	4,226	100.00%	
Overvotes	4		
Undervotes	538		

DEM Members of County Committee Pennsauken Township

Vote For 1		TOTAL	VOTE %
Cam Co Dem Comm Inc	2,057	100.00%	
Total Votes Cast	2,057	100.00%	
Overvotes	0		
Undervotes	327		

DEM Mayor Pine Hill Borough

Vote For 1		TOTAL	VOTE %
Christopher Green	544	99.45%	
Write-In Totals	3	0.55%	
Total Votes Cast	547	100.00%	
Overvotes	0		
Undervotes	46		

DEM Members of Council Pine Hill Borough

Vote For 2		TOTAL	VOTE %
Erica M. Wakeley	542	49.77%	
Patricia Corry-Gaft	545	50.05%	
Write-In Totals	2	0.18%	
Total Votes Cast	1,089	100.00%	
Overvotes	0		
Undervotes	97		

DEM Male Members of County Committee Pine Hill Borough

Vote For 5		TOTAL	VOTE %
Michael Hagarty	541	20.28%	
John Robb	537	20.13%	
Christopher Morris Jr.	535	20.05%	
James Wakeley	523	19.60%	
Terence Burke	527	19.75%	
Write-In Totals	5	0.19%	
Total Votes Cast	2,668	100.00%	
Overvotes	0		
Undervotes	297		

Summary Results Report
 2023 Primary Election
 June 6, 2023

UNOFFICIAL RESULTS
 Joseph Ripa, County Clerk
 Camden County, New Jersey

DEM Female Members of County Committee Pine Hill Borough
 Vote For 5

	TOTAL	VOTE %
Patricia Knott	543	20.20%
Linda Szczesniewski	528	19.64%
Sharon M. Young	543	20.20%
Erica M. Wakeley	534	19.87%
Joanne T. Jones	535	19.90%
Write-In Totals	5	0.19%
Total Votes Cast	2,688	100.00%
Overvotes	0	
Undervotes	277	

DEM Members of Council Runnemede Borough
 Vote For 2

	TOTAL	VOTE %
Patricia Tartaglia-Passio	563	47.63%
Daniel Murray	606	51.27%
Write-In Totals	13	1.10%
Total Votes Cast	1,182	100.00%
Overvotes	0	
Undervotes	230	

DEM Male Members of County Committee Runnemede Borough
 Vote For 4




	TOTAL	VOTE %
Mark Jones	164	7.01%
George Butrica	472	20.18%
Bernard Moore	568	24.28%
John Wark	566	24.20%
Edwin White	553	23.64%
Write-In Totals	16	0.68%
Total Votes Cast	2,339	100.00%
Overvotes	88	
Undervotes	397	

DEM Female Members of County Committee Runnemede Borough
 Vote For 4

	TOTAL	VOTE %
Roseann Stanley	156	6.69%
Virginia Betteridge	523	22.44%
Gladys Britton	539	23.12%
Shannon Burrini	558	23.94%
Donna Starts	550	23.60%
Write-In Totals	5	0.21%
Total Votes Cast	2,331	100.00%
Overvotes	120	
Undervotes	373	





DEM Mayor Somerdale Borough

Vote For 1

	TOTAL	VOTE %	
George Badey	400	100.00%	
Write-In Totals	0	0.00%	
Total Votes Cast	400	100.00%	
Overvotes	0		
Undervotes	49		






DEM Members of Council Somerdale Borough

Vote For 2

	TOTAL	VOTE %	
James J. Perry	420	50.66%	
Larry Sefchick	409	49.34%	
Write-In Totals	0	0.00%	
Total Votes Cast	829	100.00%	
Overvotes	0		
Undervotes	69		






DEM Male Members of County Committee Somerdale Borough

Vote For 3

	TOTAL	VOTE %	
Edward J. Kain	406	32.93%	
Gary Passanante	429	34.79%	
George C. Ehrmann	397	32.20%	
Write-In Totals	1	0.08%	
Total Votes Cast	1,233	100.00%	
Overvotes	0		
Undervotes	114		




DEM Female Members of County Committee Somerdale Borough

Vote For 3





	TOTAL	VOTE %	
Catherine Brooks	409	33.33%	
Barbara Kane	410	33.41%	
Karyn Alexander	408	33.25%	
Write-In Totals	0	0.00%	
Total Votes Cast	1,227	100.00%	
Overvotes	3		
Undervotes	117		

DEM Mayor Stratford Borough







Vote For 1

	TOTAL	VOTE %	
Linda Hall	430	98.85%	
Write-In Totals	5	1.15%	
Total Votes Cast	435	100.00%	
Overvotes	0		
Undervotes	57		







DEM Members of Council Stratford Borough

	TOTAL	VOTE %	
Michael Tolomeo	426	48.91%	
Pat Gilligan	445	51.09%	
Write-In Totals	0	0.00%	
Total Votes Cast	871	100.00%	
Overvotes	0		
Undervotes	113		





DEM Male Members of County Committee Stratford Borough

	TOTAL	VOTE %	
John D. Keenan	398	24.18%	
Pat Gilligan	431	26.18%	
Dan Bove	413	25.09%	
Bob Bove	402	24.42%	
Write-In Totals	2	0.12%	
Total Votes Cast	1,646	100.00%	
Overvotes	0		
Undervotes	322		



DEM Female Members of County Committee Stratford Borough

	TOTAL	VOTE %	
Terry Armbruster	435	25.48%	
Linda Hall	435	25.48%	
Tina Lomanno	425	24.90%	
Alexis Lomanno	409	23.96%	
Write-In Totals	3	0.18%	
Total Votes Cast	1,707	100.00%	
Overvotes	0		
Undervotes	261		





DEM Members of Township Committee Voorhees Township

	TOTAL	VOTE %	
Michael R. Mignogna	2,077	49.77%	
Harry A. Platt	2,090	50.08%	
Write-In Totals	6	0.14%	
Total Votes Cast	4,173	100.00%	
Overvotes	4		
Undervotes	295		







DEM Members of County Committee Voorhees Township

Vote For 1	TOTAL	VOTE %	
Cam Co Dem Comm Inc	2,003	100.00%	
Total Votes Cast	2,003	100.00%	
Overvotes	0		
Undervotes	233		







DEM Members of Township Committee Waterford Township

Vote For 2	TOTAL	VOTE %	
Richard T. Yeatman Sr.	444	49.66%	
Eric Romolini	446	49.89%	
Write-In Totals	4	0.45%	
Total Votes Cast	894	100.00%	
Overvotes	0		
Undervotes	102		

DEM Male Members of County Committee Waterford Township

Vote For 4	TOTAL	VOTE %	
Howard Wilson	433	24.70%	
Eric Romolini	438	24.99%	
Richard T. Yeatman Sr.	442	25.21%	
Michael J. Ward	431	24.59%	
Write-In Totals	9	0.51%	
Total Votes Cast	1,753	100.00%	
Overvotes	0		
Undervotes	239		

DEM Female Members of County Committee Waterford Township

Vote For 4	TOTAL	VOTE %	
Linda Wilson	445	25.10%	
Maryann Merlino	441	24.87%	
Jennifer Treloar	435	24.53%	
Rita M. Hanna	444	25.04%	
Write-In Totals	8	0.45%	
Total Votes Cast	1,773	100.00%	
Overvotes	0		
Undervotes	219		

DEM Mayor Winslow Township

Vote For 1

	TOTAL	VOTE %	
Marie D. Lawrence	2,894	99.38%	<div style="width: 99.38%;"></div>
Write-In Totals	18	0.62%	<div style="width: 0.62%;"></div>
Total Votes Cast	2,912	100.00%	<div style="width: 100.00%;"></div>
Overvotes	1		
Undervotes	286		

DEM Member of Township Committee Winslow Township - Ward 1

Vote For 1

	TOTAL	VOTE %	
Robert Stimelski	545	99.63%	<div style="width: 99.63%;"></div>
Write-In Totals	2	0.37%	<div style="width: 0.37%;"></div>
Total Votes Cast	547	100.00%	<div style="width: 100.00%;"></div>
Overvotes	0		
Undervotes	65		

DEM Members of County Committee Winslow Township - Ward 1

Vote For 1

	TOTAL	VOTE %	
Cam Co Dem Comm Inc	536	100.00%	<div style="width: 100.00%;"></div>
Total Votes Cast	536	100.00%	<div style="width: 100.00%;"></div>
Overvotes	0		
Undervotes	76		

DEM Member of Township Committee Winslow Township - Ward 2

Vote For 1

	TOTAL	VOTE %	
Evelyn Leverett	755	99.60%	<div style="width: 99.60%;"></div>
Write-In Totals	3	0.40%	<div style="width: 0.40%;"></div>
Total Votes Cast	758	100.00%	<div style="width: 100.00%;"></div>
Overvotes	0		
Undervotes	64		

DEM Members of County Committee Winslow Township - Ward 2

Vote For 1

	TOTAL	VOTE %	
Cam Co Dem Comm Inc	718	100.00%	<div style="width: 100.00%;"></div>
Total Votes Cast	718	100.00%	<div style="width: 100.00%;"></div>
Overvotes	0		
Undervotes	104		

Summary Results Report
 2023 Primary Election
 June 6, 2023

UNOFFICIAL RESULTS
 Joseph Ripa, County Clerk
 Camden County, New Jersey

DEM Member of Township Committee Winslow Township - Ward 3

Vote For 1	TOTAL	VOTE %	
Jacquelyn Lee	841	99.76%	<div style="width: 99.76%;"></div>
Write-In Totals	2	0.24%	<div style="width: 0.24%;"></div>
Total Votes Cast	843	100.00%	<div style="width: 100.00%;"></div>
Overvotes	1		
Undervotes	73		

DEM Members of County Committee Winslow Township - Ward 3

Vote For 1	TOTAL	VOTE %	
Cam Co Dem Comm Inc	815	100.00%	<div style="width: 100.00%;"></div>
Total Votes Cast	815	100.00%	<div style="width: 100.00%;"></div>
Overvotes	0		
Undervotes	102		

DEM Member of Township Committee Winslow Township - Ward 4

Vote For 1	TOTAL	VOTE %	
Charles Flamini	784	99.62%	<div style="width: 99.62%;"></div>
Write-In Totals	3	0.38%	<div style="width: 0.38%;"></div>
Total Votes Cast	787	100.00%	<div style="width: 100.00%;"></div>
Overvotes	0		
Undervotes	61		

DEM Members of County Committee Winslow Township - Ward 4





Vote For 1	TOTAL	VOTE %	
Cam Co Dem Comm Inc	774	100.00%	<div style="width: 100.00%;"></div>
Total Votes Cast	774	100.00%	<div style="width: 100.00%;"></div>
Overvotes	0		
Undervotes	74		

DEM Mayor Woodlynne Borough

Vote For 1	TOTAL	VOTE %	
Joseph Chukwueke	95	95.96%	<div style="width: 95.96%;"></div>
Write-In Totals	4	4.04%	<div style="width: 4.04%;"></div>
Total Votes Cast	99	100.00%	<div style="width: 100.00%;"></div>
Overvotes	0		
Undervotes	20		





DEM Members of Council Woodlynne Borough

Vote For 2

	TOTAL	VOTE %	
Pablo Fuentes	100	49.02%	
Lavar Edwards	99	48.53%	
Write-In Totals	5	2.45%	
Total Votes Cast	204	100.00%	
Overvotes	0		
Undervotes	34		





DEM Male Members of County Committee Woodlynne Borough

Vote For 2

	TOTAL	VOTE %	
Wilfredo Rodriguez	97	49.74%	
Edwin Fontanez	98	50.26%	
Write-In Totals	0	0.00%	
Total Votes Cast	195	100.00%	
Overvotes	0		
Undervotes	43		





DEM Female Members of County Committee Woodlynne Borough

Vote For 2

	TOTAL	VOTE %	
Diana Talavera	98	47.12%	
Sharon Earley	110	52.88%	
Write-In Totals	0	0.00%	
Total Votes Cast	208	100.00%	
Overvotes	0		
Undervotes	30		








REP Member of State Senate 4th Legislative District

Vote For 1

	TOTAL	VOTE %	
Christopher W. DelBorrello	2,016	60.05%	
Nick DeSilvio	1,336	39.80%	
Write-In Totals	5	0.15%	
Total Votes Cast	3,357	100.00%	
Overvotes	65		
Undervotes	112		




REP Members of the General Assembly 4th Legislative District

Vote For 2

	TOTAL	VOTE %	
Matthew P. Walker	1,981	29.99%	
Amanda Esposito	1,962	29.70%	
Denise Gonzalez	1,102	16.68%	
Michael Clark	1,192	18.04%	
John M. Keating	363	5.50%	
Write-In Totals	6	0.09%	
Total Votes Cast	6,606	100.00%	
Overvotes	269		
Undervotes	193		





REP Member of State Senate 5th Legislative District

Vote For 1

	TOTAL	VOTE %	
Clyde E. Cook	1,927	99.54%	
Write-In Totals	9	0.46%	
Total Votes Cast	1,936	100.00%	
Overvotes	3		
Undervotes	84		




REP Members of the General Assembly 5th Legislative District

Vote For 2

	TOTAL	VOTE %	
Joe Miller	1,926	50.48%	
Yalinda Pagan	1,874	49.12%	
Write-In Totals	15	0.39%	
Total Votes Cast	3,815	100.00%	
Overvotes	4		
Undervotes	227		

REP Member of State Senate 6th Legislative District

Vote For 1

	TOTAL	VOTE %	
NO PETITION FILED	0	0.00%	
Write-In Totals	246	100.00%	
Total Votes Cast	246	100.00%	
Overvotes	0		
Undervotes	3,733		

REP Members of the General Assembly 6th Legislative District

Vote For 2

	TOTAL	VOTE %	
Daniel M. Kenny	3,820	50.15%	<div style="width: 50.15%;"></div>
Danielle M. Barry	3,768	49.47%	<div style="width: 49.47%;"></div>
Write-In Totals	29	0.38%	<div style="width: 0.38%;"></div>
Total Votes Cast	7,617	100.00%	<div style="width: 100%;"></div>
Overvotes	4		
Undervotes	337		

REP Members of the Board of County Commissioners

Vote For 2

	TOTAL	VOTE %	
Jason Fanning	8,624	50.29%	<div style="width: 50.29%;"></div>
Norman C. Rebel Jr.	8,466	49.37%	<div style="width: 49.37%;"></div>
Write-In Totals	59	0.34%	<div style="width: 0.34%;"></div>
Total Votes Cast	17,149	100.00%	<div style="width: 100%;"></div>
Overvotes	6		
Undervotes	1,917		

REP Members of Council Audubon Park Borough

Vote For 2

	TOTAL	VOTE %	
NO PETITION FILED	0	0.00%	<div style="width: 0%;"></div>
NO PETITION FILED	0	0.00%	<div style="width: 0%;"></div>
Write-In Totals	2	100.00%	<div style="width: 100%;"></div>
Total Votes Cast	2	100.00%	<div style="width: 100%;"></div>
Overvotes	0		
Undervotes	68		

REP Mayor Barrington Borough

Vote For 1

	TOTAL	VOTE %	
Kenneth W. Krupinski	165	100.00%	<div style="width: 100%;"></div>
Write-In Totals	0	0.00%	<div style="width: 0%;"></div>
Total Votes Cast	165	100.00%	<div style="width: 100%;"></div>
Overvotes	0		
Undervotes	6		

REP Members of Council Barrington Borough

Vote For 2

	TOTAL	VOTE %	
Samuel A. DiMatteo Jr.	165	50.30%	<div style="width: 50.30%;"></div>
Kelly L. McHugh	163	49.70%	<div style="width: 49.70%;"></div>
Write-In Totals	0	0.00%	<div style="width: 0%;"></div>
Total Votes Cast	328	100.00%	<div style="width: 100%;"></div>
Overvotes	0		
Undervotes	14		

REP Members of Council Bellmawr Borough

Vote For 2	TOTAL	VOTE %
NO PETITION FILED	0	0.00%
NO PETITION FILED	0	0.00%
Write-In Totals	11	100.00%
Total Votes Cast	11	100.00%
Overvotes	0	
Undervotes	355	

REP Mayor Berlin Borough

Vote For 1	TOTAL	VOTE %
NO PETITION FILED	0	0.00%
Write-In Totals	3	100.00%
Total Votes Cast	3	100.00%
Overvotes	0	
Undervotes	164	

REP Members of Council Berlin Borough

Vote For 2	TOTAL	VOTE %
NO PETITION FILED	0	0.00%
NO PETITION FILED	0	0.00%
Write-In Totals	3	100.00%
Total Votes Cast	3	100.00%
Overvotes	0	
Undervotes	331	

REP Member of Council - Unexpired Term Brooklawn Borough

Vote For 1	TOTAL	VOTE %
NO PETITION FILED	0	
Write-In Totals	0	
Total Votes Cast	0	
Overvotes	0	
Undervotes	41	

REP Members of Council Brooklawn Borough

Vote For 2	TOTAL	VOTE %
NO PETITION FILED	0	0.00%
NO PETITION FILED	0	0.00%
Write-In Totals	3	100.00%
Total Votes Cast	3	100.00%
Overvotes	0	
Undervotes	79	

Summary Results Report
 2023 Primary Election
 June 6, 2023

UNOFFICIAL RESULTS
 Joseph Ripa, County Clerk
 Camden County, New Jersey

REP Member of Council Camden City - Ward 1

Vote For 1	TOTAL	VOTE %
NO PETITION FILED	0	0.00%
Write-In Totals	1	100.00%
Total Votes Cast	1	100.00%
Overvotes	0	
Undervotes	30	

REP Member of Council Camden City - Ward 2

Vote For 1	TOTAL	VOTE %
NO PETITION FILED	0	0.00%
Write-In Totals	1	100.00%
Total Votes Cast	1	100.00%
Overvotes	0	
Undervotes	33	

REP Member of Council Camden City - Ward 3

Vote For 1	TOTAL	VOTE %
NO PETITION FILED	0	
Write-In Totals	0	
Total Votes Cast	0	
Overvotes	0	
Undervotes	40	

REP Member of Council Camden City - Ward 4

Vote For 1	TOTAL	VOTE %
NO PETITION FILED	0	0.00%
Write-In Totals	1	100.00%
Total Votes Cast	1	100.00%
Overvotes	0	
Undervotes	35	






REP Mayor Cherry Hill Township

Vote For 1	TOTAL	VOTE %
Nicole A. Nance	1,542	99.36%
Write-In Totals	10	0.64%
Total Votes Cast	1,552	100.00%
Overvotes	0	
Undervotes	55	




Summary Results Report
 2023 Primary Election
 June 6, 2023

UNOFFICIAL RESULTS
 Joseph Ripa, County Clerk
 Camden County, New Jersey

REP Members of Council Cherry Hill Township

	TOTAL	VOTE %	
David Lodge	1,542	33.39%	
Diane C. Carr	1,537	33.28%	
Rossana Parsons	1,522	32.96%	
Write-In Totals	17	0.37%	
Total Votes Cast	4,618	100.00%	
Overvotes	0		
Undervotes	203		




REP Mayor Chesilhurst Borough

	TOTAL	VOTE %	
NO PETITION FILED	0	0.00%	
Write-In Totals	2	100.00%	
Total Votes Cast	2	100.00%	
Overvotes	0		
Undervotes	41		





REP Members of Council Chesilhurst Borough

	TOTAL	VOTE %	
NO PETITION FILED	0		
NO PETITION FILED	0		
Write-In Totals	0		
Total Votes Cast	0		
Overvotes	0		
Undervotes	86		

REP Mayor Clementon Borough

	TOTAL	VOTE %	
Gary Saunders	90	100.00%	
Write-In Totals	0	0.00%	
Total Votes Cast	90	100.00%	
Overvotes	0		
Undervotes	4		

REP Members of Council Clementon Borough

	TOTAL	VOTE %	
William Weyland	88	49.16%	
Steven Silvestro	90	50.28%	
Write-In Totals	1	0.56%	
Total Votes Cast	179	100.00%	
Overvotes	0		
Undervotes	9		

Summary Results Report
 2023 Primary Election
 June 6, 2023

UNOFFICIAL RESULTS
 Joseph Ripa, County Clerk
 Camden County, New Jersey

REP Mayor Gibbsboro Borough

Vote For 1

	TOTAL	VOTE %
NO PETITION FILED	0	
Write-In Totals	0	
Total Votes Cast	0	
Overvotes	0	
Undervotes	54	

REP Members of Council Gibbsboro Borough

Vote For 2

	TOTAL	VOTE %
NO PETITION FILED	0	0.00%
NO PETITION FILED	0	0.00%
Write-In Totals	1	100.00%
Total Votes Cast	1	100.00%
Overvotes	0	
Undervotes	107	

REP Members of Council Gloucester Township

Vote For 4

	TOTAL	VOTE %
Joseph F. Damico III	1,516	25.32%
Joseph L. Allen Jr.	1,491	24.90%
Raymond E. Henry Jr.	1,485	24.80%
Timothy J. Pfeffer	1,482	24.75%
Write-In Totals	14	0.23%
Total Votes Cast	5,988	100.00%
Overvotes	0	
Undervotes	1,036	

REP Mayor Haddon Heights Borough

Vote For 1

	TOTAL	VOTE %
Jennifer Moore	216	99.54%
Write-In Totals	1	0.46%
Total Votes Cast	217	100.00%
Overvotes	0	
Undervotes	7	

REP Members of Council Haddon Heights Borough

Vote For 2

	TOTAL	VOTE %
Kevin Ehret	213	49.53%
Denise Bolognese	215	50.00%
Write-In Totals	2	0.47%
Total Votes Cast	430	100.00%
Overvotes	0	
Undervotes	18	

Summary Results Report
 2023 Primary Election
 June 6, 2023

UNOFFICIAL RESULTS
 Joseph Ripa, County Clerk
 Camden County, New Jersey

REP Mayor Hi-Nella Borough

Vote For 1

	TOTAL	VOTE %
NO PETITION FILED	0	
Write-In Totals	0	
Total Votes Cast	0	
Overvotes	0	
Undervotes	8	

REP Members of Council Hi-Nella Borough

Vote For 2

	TOTAL	VOTE %
NO PETITION FILED	0	
NO PETITION FILED	0	
Write-In Totals	0	
Total Votes Cast	0	
Overvotes	0	
Undervotes	16	

REP Mayor Laurel Springs Borough

Vote For 1

	TOTAL	VOTE %
NO PETITION FILED	0	
Write-In Totals	0	
Total Votes Cast	0	
Overvotes	0	
Undervotes	38	

REP Members of Council Laurel Springs Borough

Vote For 2

	TOTAL	VOTE %
Sam DelPidio	37	100.00%
NO PETITION FILED	0	0.00%
Write-In Totals	0	0.00%
Total Votes Cast	37	100.00%
Overvotes	0	
Undervotes	39	

REP Members of Council Lawnside Borough

Vote For 2

	TOTAL	VOTE %
NO PETITION FILED	0	0.00%
NO PETITION FILED	0	0.00%
Write-In Totals	1	100.00%
Total Votes Cast	1	100.00%
Overvotes	0	
Undervotes	11	

Summary Results Report
 2023 Primary Election
 June 6, 2023

UNOFFICIAL RESULTS
 Joseph Ripa, County Clerk
 Camden County, New Jersey

REP Mayor Lindenwold Borough

Vote For 1

	TOTAL	VOTE %	
Diane L. Veteri	172	98.85%	<div style="width: 98.85%;"></div>
Write-In Totals	2	1.15%	<div style="width: 1.15%;"></div>
Total Votes Cast	174	100.00%	<div style="width: 100.00%;"></div>
Overvotes	0		
Undervotes	7		

REP Members of Council Lindenwold Borough

Vote For 2

	TOTAL	VOTE %	
NO PETITION FILED	0	0.00%	<div style="width: 0.00%;"></div>
NO PETITION FILED	0	0.00%	<div style="width: 0.00%;"></div>
Write-In Totals	3	100.00%	<div style="width: 100.00%;"></div>
Total Votes Cast	3	100.00%	<div style="width: 100.00%;"></div>
Overvotes	0		
Undervotes	359		

REP Mayor Magnolia Borough

Vote For 1

	TOTAL	VOTE %	
Mycheal Scott	67	100.00%	<div style="width: 100.00%;"></div>
Write-In Totals	0	0.00%	<div style="width: 0.00%;"></div>
Total Votes Cast	67	100.00%	<div style="width: 100.00%;"></div>
Overvotes	0		
Undervotes	3		

REP Members of Council Magnolia Borough

Vote For 2

	TOTAL	VOTE %	
NO PETITION FILED	0	0.00%	<div style="width: 0.00%;"></div>
NO PETITION FILED	0	0.00%	<div style="width: 0.00%;"></div>
Write-In Totals	6	100.00%	<div style="width: 100.00%;"></div>
Total Votes Cast	6	100.00%	<div style="width: 100.00%;"></div>
Overvotes	0		
Undervotes	134		

REP Members of Council Merchantville Borough

Vote For 2

	TOTAL	VOTE %	
NO PETITION FILED	0	0.00%	<div style="width: 0.00%;"></div>
NO PETITION FILED	0	0.00%	<div style="width: 0.00%;"></div>
Write-In Totals	11	100.00%	<div style="width: 100.00%;"></div>
Total Votes Cast	11	100.00%	<div style="width: 100.00%;"></div>
Overvotes	0		
Undervotes	121		

REP Mayor Oaklyn Borough

Vote For 1

	TOTAL	VOTE %
NO PETITION FILED	0	0.00%
Write-In Totals	1	100.00%
Total Votes Cast	1	100.00%
Overvotes	0	
Undervotes	60	

REP Members of Council Oaklyn Borough

Vote For 2

	TOTAL	VOTE %
NO PETITION FILED	0	0.00%
NO PETITION FILED	0	0.00%
Write-In Totals	2	100.00%
Total Votes Cast	2	100.00%
Overvotes	0	
Undervotes	120	

REP Member of Township Committee - Unexpired Term Pennsauken Township

Vote For 1

	TOTAL	VOTE %
NO PETITION FILED	0	0.00%
Write-In Totals	8	100.00%
Total Votes Cast	8	100.00%
Overvotes	0	
Undervotes	411	

REP Members of Township Committee Pennsauken Township

Vote For 2

	TOTAL	VOTE %
NO PETITION FILED	0	0.00%
NO PETITION FILED	0	0.00%
Write-In Totals	12	100.00%
Total Votes Cast	12	100.00%
Overvotes	0	
Undervotes	826	

REP Mayor Pine Hill Borough

Vote For 1

	TOTAL	VOTE %
NO PETITION FILED	0	0.00%
Write-In Totals	4	100.00%
Total Votes Cast	4	100.00%
Overvotes	0	
Undervotes	117	

REP Members of Council Pine Hill Borough

Vote For 2

	TOTAL	VOTE %	
NO PETITION FILED	0	0.00%	<div style="width: 0%;"></div>
NO PETITION FILED	0	0.00%	<div style="width: 0%;"></div>
Write-In Totals	5	100.00%	<div style="width: 100%;"></div>
Total Votes Cast	5	100.00%	<div style="width: 100%;"></div>
Overvotes	0		
Undervotes	237		

REP Members of Council Runnemede Borough

Vote For 2

	TOTAL	VOTE %	
NO PETITION FILED	0	0.00%	<div style="width: 0%;"></div>
NO PETITION FILED	0	0.00%	<div style="width: 0%;"></div>
Write-In Totals	4	100.00%	<div style="width: 100%;"></div>
Total Votes Cast	4	100.00%	<div style="width: 100%;"></div>
Overvotes	0		
Undervotes	348		

REP Mayor Somerdale Borough

Vote For 1

	TOTAL	VOTE %	
NO PETITION FILED	0		
Write-In Totals	0		
Total Votes Cast	0		
Overvotes	0		
Undervotes	57		

REP Members of Council Somerdale Borough

Vote For 2

	TOTAL	VOTE %	
NO PETITION FILED	0		
NO PETITION FILED	0		
Write-In Totals	0		
Total Votes Cast	0		
Overvotes	0		
Undervotes	114		





REP Mayor Stratford Borough

Vote For 1

	TOTAL	VOTE %	
Stephen Gagliardi	151	98.05%	<div style="width: 98.05%;"></div>
Write-In Totals	3	1.95%	<div style="width: 1.95%;"></div>
Total Votes Cast	154	100.00%	<div style="width: 100%;"></div>
Overvotes	0		
Undervotes	5		





REP Members of Council Stratford Borough

Vote For 2

	TOTAL	VOTE %	
Adrienne Mirenda	145	48.99%	
Robert Stone	144	48.65%	
Write-In Totals	7	2.36%	
Total Votes Cast	296	100.00%	
Overvotes	0		
Undervotes	22		





REP Members of Township Committee Voorhees Township

Vote For 2

	TOTAL	VOTE %	
Eric Simkin	531	49.81%	
Tina Bernstein	535	50.19%	
Write-In Totals	0	0.00%	
Total Votes Cast	1,066	100.00%	
Overvotes	0		
Undervotes	50		




REP Members of Township Committee Waterford Township

Vote For 2

	TOTAL	VOTE %	
Thomas Giangliulo Jr.	406	50.25%	
Robert F. Doney	397	49.13%	
Write-In Totals	5	0.62%	
Total Votes Cast	808	100.00%	
Overvotes	0		
Undervotes	128		





REP Mayor Winslow Township

Vote For 1

	TOTAL	VOTE %	
Brandon Glikas	1,135	99.47%	
Write-In Totals	6	0.53%	
Total Votes Cast	1,141	100.00%	
Overvotes	0		
Undervotes	126		

REP Member of Township Committee Winslow Township - Ward 1

Vote For 1

	TOTAL	VOTE %	
Vincent Borrelli Jr.	476	87.66%	
Charles Leps	66	12.15%	
Write-In Totals	1	0.18%	
Total Votes Cast	543	100.00%	
Overvotes	8		
Undervotes	39		

Summary Results Report
 2023 Primary Election
 June 6, 2023

UNOFFICIAL RESULTS
 Joseph Ripa, County Clerk
 Camden County, New Jersey

REP Member of Township Committee Winslow Township - Ward 2

Vote For 1

	TOTAL	VOTE %	
Giovanny Ortiz	300	100.00%	<div style="width: 100%;"></div>
Write-In Totals	0	0.00%	<div style="width: 0%;"></div>
Total Votes Cast	300	100.00%	<div style="width: 100%;"></div>
Overvotes	0		
Undervotes	50		

REP Member of Township Committee Winslow Township - Ward 3

Vote For 1

	TOTAL	VOTE %	
Linda A. Young	83	98.81%	<div style="width: 98.81%;"></div>
Write-In Totals	1	1.19%	<div style="width: 1.19%;"></div>
Total Votes Cast	84	100.00%	<div style="width: 100%;"></div>
Overvotes	0		
Undervotes	15		

REP Member of Township Committee Winslow Township - Ward 4

Vote For 1

	TOTAL	VOTE %	
Jonathan Craig	204	99.51%	<div style="width: 99.51%;"></div>
Write-In Totals	1	0.49%	<div style="width: 0.49%;"></div>
Total Votes Cast	205	100.00%	<div style="width: 100%;"></div>
Overvotes	0		
Undervotes	23		

REP Mayor Woodlynne Borough

Vote For 1

	TOTAL	VOTE %	
NO PETITION FILED	0	0.00%	<div style="width: 0%;"></div>
Write-In Totals	1	100.00%	<div style="width: 100%;"></div>
Total Votes Cast	1	100.00%	<div style="width: 100%;"></div>
Overvotes	0		
Undervotes	16		

REP Members of Council Woodlynne Borough

Vote For 2

	TOTAL	VOTE %	
NO PETITION FILED	0	0.00%	<div style="width: 0%;"></div>
NO PETITION FILED	0	0.00%	<div style="width: 0%;"></div>
Write-In Totals	3	100.00%	<div style="width: 100%;"></div>
Total Votes Cast	3	100.00%	<div style="width: 100%;"></div>
Overvotes	0		
Undervotes	31		

Audubon District 1

Statistics	TOTAL
Registered Voters - Total	885
Registered Voters - NONPARTISAN	325
Registered Voters - DEMOCRAT	405
Registered Voters - REPUBLICAN	155
Ballots Cast - Total	96
Ballots Cast - NONPARTISAN	0
Ballots Cast - DEMOCRAT	77
Ballots Cast - REPUBLICAN	19
Ballots Cast - Blank	0
Voter Turnout - Total	10.85%
Voter Turnout - NONPARTISAN	0.00%
Voter Turnout - DEMOCRAT	19.01%
Voter Turnout - REPUBLICAN	12.26%

DEM Member of State Senate 5th Legislative District Vote For 1

	TOTAL	VOTE %	
Nilsa Cruz-Perez	70	100.00%	<div style="width: 100%; height: 10px; background-color: #ffc107;"></div>
Write-In Totals	0	0.00%	<div style="width: 0%; height: 10px; background-color: #6c757d;"></div>
Total Votes Cast	70	100.00%	<div style="width: 100%; height: 10px; background-color: #ffc107;"></div>
Overvotes	0		
Undervotes	7		

DEM Members of the General Assembly 5th Legislative District Vote For 2

	TOTAL	VOTE %	
William F. Moen Jr.	63	50.00%	<div style="width: 50%; height: 10px; background-color: #ffc107;"></div>
William W. Spearman	63	50.00%	<div style="width: 50%; height: 10px; background-color: #6c757d;"></div>
Write-In Totals	0	0.00%	<div style="width: 0%; height: 10px; background-color: #6c757d;"></div>
Total Votes Cast	126	100.00%	<div style="width: 100%; height: 10px; background-color: #ffc107;"></div>
Overvotes	0		
Undervotes	28		

DEM Members of the Board of County Commissioners Vote For 2

	TOTAL	VOTE %	
Kate Delany	30	21.13%	<div style="width: 21.13%; height: 10px; background-color: #ffc107;"></div>
Samuel E. Sweet	28	19.72%	<div style="width: 19.72%; height: 10px; background-color: #ffc107;"></div>
Louis Cappelli Jr.	44	30.99%	<div style="width: 30.99%; height: 10px; background-color: #ffc107;"></div>
Jonathan L. Young Sr.	40	28.17%	<div style="width: 28.17%; height: 10px; background-color: #ffc107;"></div>
Write-In Totals	0	0.00%	<div style="width: 0%; height: 10px; background-color: #6c757d;"></div>
Total Votes Cast	142	100.00%	<div style="width: 100%; height: 10px; background-color: #ffc107;"></div>
Overvotes	6		
Undervotes	6		

Audubon District 1

DEM Male Members of County Committee Audubon Borough

Vote For 5

	TOTAL	VOTE %
Robert Jakubowski	69	20.85%
John Ward	67	20.24%
David Alemi	66	19.94%
Jamie DiFrancesco	65	19.64%
William Wilson	64	19.34%
Write-In Totals	0	0.00%
Total Votes Cast	331	100.00%
Overvotes	0	
Undervotes	54	

DEM Female Members of County Committee Audubon Borough

Vote For 5

	TOTAL	VOTE %
Patricia Whalen	68	20.24%
Lauren Schiavo	69	20.54%
Joanne Prince	67	19.94%
Sonia Gryzewski	65	19.35%
Paula Ward	66	19.64%
Write-In Totals	1	0.30%
Total Votes Cast	336	100.00%
Overvotes	0	
Undervotes	49	

REP Member of State Senate 5th Legislative District

Vote For 1

	TOTAL	VOTE %
Clyde E. Cook	18	100.00%
Write-In Totals	0	0.00%
Total Votes Cast	18	100.00%
Overvotes	0	
Undervotes	1	

REP Members of the General Assembly 5th Legislative District





Vote For 2

	TOTAL	VOTE %
Joe Miller	17	48.57%
Yalinda Pagan	18	51.43%
Write-In Totals	0	0.00%
Total Votes Cast	35	100.00%
Overvotes	0	
Undervotes	3	

Audubon District 1

REP Members of the Board of County Commissioners

Vote For 2

	TOTAL	VOTE %	
Jason Fanning	18	48.65%	
Norman C. Rebel Jr.	19	51.35%	
Write-In Totals	0	0.00%	
Total Votes Cast	37	100.00%	
Overvotes	0		
Undervotes	1		

Audubon District 2 Suppressed

Statistics	TOTAL
Registered Voters - Total	660
Registered Voters - NONPARTISAN	248
Registered Voters - DEMOCRAT	259
Registered Voters - REPUBLICAN	153
Ballots Cast - Total	67
Ballots Cast - NONPARTISAN	0
Ballots Cast - DEMOCRAT	53
Ballots Cast - REPUBLICAN	14
Ballots Cast - Blank	0
Voter Turnout - Total	10.15%
Voter Turnout - NONPARTISAN	0.00%
Voter Turnout - DEMOCRAT	20.46%
Voter Turnout - REPUBLICAN	9.15%

DEM Member of State Senate 5th Legislative District Vote For 1

	TOTAL	VOTE %
Nilsa Cruz-Perez	49	100.00%
Write-In Totals	0	0.00%
Total Votes Cast	49	100.00%
Overvotes	0	
Undervotes	4	

DEM Members of the General Assembly 5th Legislative District Vote For 2

	TOTAL	VOTE %
William F. Moen Jr.	49	49.49%
William W. Spearman	50	50.51%
Write-In Totals	0	0.00%
Total Votes Cast	99	100.00%
Overvotes	0	
Undervotes	7	

DEM Members of the Board of County Commissioners Vote For 2

	TOTAL	VOTE %
Kate Delany	21	21.21%
Samuel E. Sweet	16	16.16%
Louis Cappelli Jr.	32	32.32%
Jonathan L. Young Sr.	30	30.30%
Write-In Totals	0	0.00%
Total Votes Cast	99	100.00%
Overvotes	6	
Undervotes	1	

Audubon District 2 Suppressed

DEM Male Members of County Committee Audubon Borough

Vote For 5

	TOTAL	VOTE %
Robert Jakubowski	47	19.58%
John Ward	48	20.00%
David Alemi	48	20.00%
Jamie DiFrancesco	49	20.42%
William Wilson	48	20.00%
Write-In Totals	0	0.00%
Total Votes Cast	240	100.00%
Overvotes	0	
Undervotes	25	

DEM Female Members of County Committee Audubon Borough

Vote For 5

	TOTAL	VOTE %
Patricia Whalen	49	19.76%
Lauren Schiavo	51	20.56%
Joanne Prince	49	19.76%
Sonia Gryzewski	50	20.16%
Paula Ward	49	19.76%
Write-In Totals	0	0.00%
Total Votes Cast	248	100.00%
Overvotes	0	
Undervotes	17	

REP Member of State Senate 5th Legislative District

Vote For 1

	TOTAL	VOTE %
Clyde E. Cook		
Write-In Totals		
Total Votes Cast		
Overvotes		
Undervotes		

REP Members of the General Assembly 5th Legislative District

Vote For 2

	TOTAL	VOTE %
Joe Miller		
Yalinda Pagan		
Write-In Totals		
Total Votes Cast		
Overvotes		
Undervotes		

Audubon District 2 Suppressed

REP Members of the Board of County Commissioners

Vote For 2

TOTAL VOTE %

Jason Fanning

Norman C. Rebel Jr.

Write-In Totals

Total Votes Cast




Overvotes

Undervotes





Audubon District 3

Statistics	TOTAL
Registered Voters - Total	1,060
Registered Voters - NONPARTISAN	360
Registered Voters - DEMOCRAT	496
Registered Voters - REPUBLICAN	204
Ballots Cast - Total	155
Ballots Cast - NONPARTISAN	0
Ballots Cast - DEMOCRAT	120
Ballots Cast - REPUBLICAN	35
Ballots Cast - Blank	0
Voter Turnout - Total	14.62%
Voter Turnout - NONPARTISAN	0.00%
Voter Turnout - DEMOCRAT	24.19%
Voter Turnout - REPUBLICAN	17.16%







DEM Member of State Senate 5th Legislative District Vote For 1

	TOTAL	VOTE %	
Nilsa Cruz-Perez	106	100.00%	
Write-In Totals	0	0.00%	
Total Votes Cast	106	100.00%	
Overvotes	0		
Undervotes	14		

DEM Members of the General Assembly 5th Legislative District Vote For 2

	TOTAL	VOTE %	
William F. Moen Jr.	103	50.49%	
William W. Spearman	101	49.51%	
Write-In Totals	0	0.00%	
Total Votes Cast	204	100.00%	
Overvotes	0		
Undervotes	36		

DEM Members of the Board of County Commissioners Vote For 2

	TOTAL	VOTE %	
Kate Delany	38	18.01%	
Samuel E. Sweet	24	11.37%	
Louis Cappelli Jr.	77	36.49%	
Jonathan L. Young Sr.	72	34.12%	
Write-In Totals	0	0.00%	
Total Votes Cast	211	100.00%	
Overvotes	18		
Undervotes	11		

Audubon District 3

DEM Male Members of County Committee Audubon Borough

Vote For 5

	TOTAL	VOTE %
Robert Jakubowski	104	20.39%
John Ward	103	20.20%
David Alemi	101	19.80%
Jamie DiFrancesco	102	20.00%
William Wilson	100	19.61%
Write-In Totals	0	0.00%
Total Votes Cast	510	100.00%
Overvotes	0	
Undervotes	90	

DEM Female Members of County Committee Audubon Borough

Vote For 5

	TOTAL	VOTE %
Patricia Whalen	102	19.58%
Lauren Schiavo	107	20.54%
Joanne Prince	103	19.77%
Sonia Gryzewski	102	19.58%
Paula Ward	107	20.54%
Write-In Totals	0	0.00%
Total Votes Cast	521	100.00%
Overvotes	0	
Undervotes	79	

REP Member of State Senate 5th Legislative District

Vote For 1

	TOTAL	VOTE %
Clyde E. Cook	34	100.00%
Write-In Totals	0	0.00%
Total Votes Cast	34	100.00%
Overvotes	0	
Undervotes	1	

REP Members of the General Assembly 5th Legislative District





Vote For 2

	TOTAL	VOTE %
Joe Miller	35	51.47%
Yalinda Pagan	33	48.53%
Write-In Totals	0	0.00%
Total Votes Cast	68	100.00%
Overvotes	0	
Undervotes	2	

Audubon District 3

REP Members of the Board of County Commissioners




Vote For 2

	TOTAL	VOTE %	
Jason Fanning	34	50.00%	
Norman C. Rebel Jr.	34	50.00%	
Write-In Totals	0	0.00%	
Total Votes Cast	68	100.00%	
Overvotes	0		
Undervotes	2		





Audubon District 4

Statistics	TOTAL
Registered Voters - Total	677
Registered Voters - NONPARTISAN	253
Registered Voters - DEMOCRAT	282
Registered Voters - REPUBLICAN	142
Ballots Cast - Total	90
Ballots Cast - NONPARTISAN	0
Ballots Cast - DEMOCRAT	68
Ballots Cast - REPUBLICAN	22
Ballots Cast - Blank	0
Voter Turnout - Total	13.29%
Voter Turnout - NONPARTISAN	0.00%
Voter Turnout - DEMOCRAT	24.11%
Voter Turnout - REPUBLICAN	15.49%







DEM Member of State Senate 5th Legislative District Vote For 1

	TOTAL	VOTE %	
Nilsa Cruz-Perez	64	100.00%	
Write-In Totals	0	0.00%	
Total Votes Cast	64	100.00%	
Overvotes	0		
Undervotes	4		

DEM Members of the General Assembly 5th Legislative District Vote For 2

	TOTAL	VOTE %	
William F. Moen Jr.	59	50.86%	
William W. Spearman	57	49.14%	
Write-In Totals	0	0.00%	
Total Votes Cast	116	100.00%	
Overvotes	0		
Undervotes	20		

DEM Members of the Board of County Commissioners Vote For 2

	TOTAL	VOTE %	
Kate Delany	28	21.71%	
Samuel E. Sweet	22	17.05%	
Louis Cappelli Jr.	41	31.78%	
Jonathan L. Young Sr.	38	29.46%	
Write-In Totals	0	0.00%	
Total Votes Cast	129	100.00%	
Overvotes	4		
Undervotes	3		

Audubon District 4

DEM Male Members of County Committee Audubon Borough

Vote For 5

	TOTAL	VOTE %	
Robert Jakubowski	62	20.95%	<div style="width: 20.95%;"></div>
John Ward	60	20.27%	<div style="width: 20.27%;"></div>
David Alemi	58	19.59%	<div style="width: 19.59%;"></div>
Jamie DiFrancesco	59	19.93%	<div style="width: 19.93%;"></div>
William Wilson	57	19.26%	<div style="width: 19.26%;"></div>
Write-In Totals	0	0.00%	<div style="width: 0%;"></div>
Total Votes Cast	296	100.00%	<div style="width: 100%;"></div>
Overvotes	0		
Undervotes	44		

DEM Female Members of County Committee Audubon Borough

Vote For 5

	TOTAL	VOTE %	
Patricia Whalen	63	21.21%	<div style="width: 21.21%;"></div>
Lauren Schiavo	60	20.20%	<div style="width: 20.20%;"></div>
Joanne Prince	58	19.53%	<div style="width: 19.53%;"></div>
Sonia Gryzewski	58	19.53%	<div style="width: 19.53%;"></div>
Paula Ward	57	19.19%	<div style="width: 19.19%;"></div>
Write-In Totals	1	0.34%	<div style="width: 0.34%;"></div>
Total Votes Cast	297	100.00%	<div style="width: 100%;"></div>
Overvotes	0		
Undervotes	43		

REP Member of State Senate 5th Legislative District

Vote For 1

	TOTAL	VOTE %	
Clyde E. Cook	21	100.00%	<div style="width: 100%;"></div>
Write-In Totals	0	0.00%	<div style="width: 0%;"></div>
Total Votes Cast	21	100.00%	<div style="width: 100%;"></div>
Overvotes	0		
Undervotes	1		

REP Members of the General Assembly 5th Legislative District





Vote For 2

	TOTAL	VOTE %	
Joe Miller	22	51.16%	<div style="width: 51.16%;"></div>
Yalinda Pagan	21	48.84%	<div style="width: 48.84%;"></div>
Write-In Totals	0	0.00%	<div style="width: 0%;"></div>
Total Votes Cast	43	100.00%	<div style="width: 100%;"></div>
Overvotes	0		
Undervotes	1		

Audubon District 4

REP Members of the Board of County Commissioners




Vote For 2

	TOTAL	VOTE %	
Jason Fanning	21	51.22%	
Norman C. Rebel Jr.	20	48.78%	
Write-In Totals	0	0.00%	
Total Votes Cast	41	100.00%	
Overvotes	0		
Undervotes	3		





Audubon District 5

Statistics	TOTAL
Registered Voters - Total	1,033
Registered Voters - NONPARTISAN	394
Registered Voters - DEMOCRAT	431
Registered Voters - REPUBLICAN	208
Ballots Cast - Total	88
Ballots Cast - NONPARTISAN	0
Ballots Cast - DEMOCRAT	68
Ballots Cast - REPUBLICAN	20
Ballots Cast - Blank	0
Voter Turnout - Total	8.52%
Voter Turnout - NONPARTISAN	0.00%
Voter Turnout - DEMOCRAT	15.78%
Voter Turnout - REPUBLICAN	9.62%







DEM Member of State Senate 5th Legislative District Vote For 1

	TOTAL	VOTE %	
Nilsa Cruz-Perez	64	100.00%	
Write-In Totals	0	0.00%	
Total Votes Cast	64	100.00%	
Overvotes	0		
Undervotes	4		

DEM Members of the General Assembly 5th Legislative District Vote For 2

	TOTAL	VOTE %	
William F. Moen Jr.	65	50.78%	
William W. Spearman	63	49.22%	
Write-In Totals	0	0.00%	
Total Votes Cast	128	100.00%	
Overvotes	0		
Undervotes	8		

DEM Members of the Board of County Commissioners Vote For 2

	TOTAL	VOTE %	
Kate Delany	23	19.66%	
Samuel E. Sweet	18	15.38%	
Louis Cappelli Jr.	40	34.19%	
Jonathan L. Young Sr.	36	30.77%	
Write-In Totals	0	0.00%	
Total Votes Cast	117	100.00%	
Overvotes	14		
Undervotes	5		

Audubon District 5

DEM Male Members of County Committee Audubon Borough

Vote For 5

	TOTAL	VOTE %	
Robert Jakubowski	64	20.45%	<div style="width: 20.45%; background-color: #ffc107;"></div>
John Ward	64	20.45%	<div style="width: 20.45%; background-color: #ffc107;"></div>
David Alemi	63	20.13%	<div style="width: 20.13%; background-color: #ffc107;"></div>
Jamie DiFrancesco	61	19.49%	<div style="width: 19.49%; background-color: #ffc107;"></div>
William Wilson	61	19.49%	<div style="width: 19.49%; background-color: #ffc107;"></div>
Write-In Totals	0	0.00%	<div style="width: 0%; background-color: #ffc107;"></div>
Total Votes Cast	313	100.00%	<div style="width: 100%; background-color: #ffc107;"></div>
Overvotes	0		
Undervotes	27		

DEM Female Members of County Committee Audubon Borough

Vote For 5

	TOTAL	VOTE %	
Patricia Whalen	63	19.81%	<div style="width: 19.81%; background-color: #ffc107;"></div>
Lauren Schiavo	64	20.13%	<div style="width: 20.13%; background-color: #ffc107;"></div>
Joanne Prince	64	20.13%	<div style="width: 20.13%; background-color: #ffc107;"></div>
Sonia Gryzewski	63	19.81%	<div style="width: 19.81%; background-color: #ffc107;"></div>
Paula Ward	64	20.13%	<div style="width: 20.13%; background-color: #ffc107;"></div>
Write-In Totals	0	0.00%	<div style="width: 0%; background-color: #ffc107;"></div>
Total Votes Cast	318	100.00%	<div style="width: 100%; background-color: #ffc107;"></div>
Overvotes	0		
Undervotes	22		

REP Member of State Senate 5th Legislative District

Vote For 1

	TOTAL	VOTE %	
Clyde E. Cook	19	100.00%	<div style="width: 100%; background-color: #ffc107;"></div>
Write-In Totals	0	0.00%	<div style="width: 0%; background-color: #ffc107;"></div>
Total Votes Cast	19	100.00%	<div style="width: 100%; background-color: #ffc107;"></div>
Overvotes	0		
Undervotes	1		

REP Members of the General Assembly 5th Legislative District





Vote For 2

	TOTAL	VOTE %	
Joe Miller	20	50.00%	<div style="width: 50%; background-color: #ffc107;"></div>
Yalinda Pagan	20	50.00%	<div style="width: 50%; background-color: #ffc107;"></div>
Write-In Totals	0	0.00%	<div style="width: 0%; background-color: #ffc107;"></div>
Total Votes Cast	40	100.00%	<div style="width: 100%; background-color: #ffc107;"></div>
Overvotes	0		
Undervotes	0		

Audubon District 5

REP Members of the Board of County Commissioners

Vote For 2

	TOTAL	VOTE %	
Jason Fanning	20	50.00%	
Norman C. Rebel Jr.	20	50.00%	
Write-In Totals	0	0.00%	
Total Votes Cast	40	100.00%	
Overvotes	0		
Undervotes	0		

Audubon District 6

Statistics	TOTAL
Registered Voters - Total	1,156
Registered Voters - NONPARTISAN	405
Registered Voters - DEMOCRAT	485
Registered Voters - REPUBLICAN	266
Ballots Cast - Total	114
Ballots Cast - NONPARTISAN	0
Ballots Cast - DEMOCRAT	91
Ballots Cast - REPUBLICAN	23
Ballots Cast - Blank	0
Voter Turnout - Total	9.86%
Voter Turnout - NONPARTISAN	0.00%
Voter Turnout - DEMOCRAT	18.76%
Voter Turnout - REPUBLICAN	8.65%

DEM Member of State Senate 5th Legislative District Vote For 1

	TOTAL	VOTE %
Nilsa Cruz-Perez	81	100.00%
Write-In Totals	0	0.00%
Total Votes Cast	81	100.00%
Overvotes	0	
Undervotes	10	

DEM Members of the General Assembly 5th Legislative District Vote For 2

	TOTAL	VOTE %
William F. Moen Jr.	82	50.31%
William W. Spearman	81	49.69%
Write-In Totals	0	0.00%
Total Votes Cast	163	100.00%
Overvotes	0	
Undervotes	19	

DEM Members of the Board of County Commissioners Vote For 2

	TOTAL	VOTE %
Kate Delany	37	22.16%
Samuel E. Sweet	27	16.17%
Louis Cappelli Jr.	55	32.93%
Jonathan L. Young Sr.	48	28.74%
Write-In Totals	0	0.00%
Total Votes Cast	167	100.00%
Overvotes	8	
Undervotes	7	

Audubon District 6

DEM Male Members of County Committee Audubon Borough

Vote For 5

	TOTAL	VOTE %	
Robert Jakubowski	77	19.64%	<div style="width: 19.64%;"></div>
John Ward	77	19.64%	<div style="width: 19.64%;"></div>
David Alemi	82	20.92%	<div style="width: 20.92%;"></div>
Jamie DiFrancesco	79	20.15%	<div style="width: 20.15%;"></div>
William Wilson	77	19.64%	<div style="width: 19.64%;"></div>
Write-In Totals	0	0.00%	<div style="width: 0.00%;"></div>
Total Votes Cast	392	100.00%	<div style="width: 100%;"></div>
Overvotes	0		
Undervotes	63		

DEM Female Members of County Committee Audubon Borough

Vote For 5

	TOTAL	VOTE %	
Patricia Whalen	79	19.90%	<div style="width: 19.90%;"></div>
Lauren Schiavo	80	20.15%	<div style="width: 20.15%;"></div>
Joanne Prince	78	19.65%	<div style="width: 19.65%;"></div>
Sonia Gryzewski	81	20.40%	<div style="width: 20.40%;"></div>
Paula Ward	79	19.90%	<div style="width: 19.90%;"></div>
Write-In Totals	0	0.00%	<div style="width: 0.00%;"></div>
Total Votes Cast	397	100.00%	<div style="width: 100%;"></div>
Overvotes	0		
Undervotes	58		

REP Member of State Senate 5th Legislative District

Vote For 1

	TOTAL	VOTE %	
Clyde E. Cook	22	100.00%	<div style="width: 100%;"></div>
Write-In Totals	0	0.00%	<div style="width: 0.00%;"></div>
Total Votes Cast	22	100.00%	<div style="width: 100%;"></div>
Overvotes	0		
Undervotes	1		

REP Members of the General Assembly 5th Legislative District





Vote For 2

	TOTAL	VOTE %	
Joe Miller	23	54.76%	<div style="width: 54.76%;"></div>
Yalinda Pagan	19	45.24%	<div style="width: 45.24%;"></div>
Write-In Totals	0	0.00%	<div style="width: 0.00%;"></div>
Total Votes Cast	42	100.00%	<div style="width: 100%;"></div>
Overvotes	0		
Undervotes	4		

Audubon District 6

REP Members of the Board of County Commissioners

Vote For 2

	TOTAL	VOTE %	
Jason Fanning	21	50.00%	
Norman C. Rebel Jr.	21	50.00%	
Write-In Totals	0	0.00%	
Total Votes Cast	42	100.00%	
Overvotes	0		
Undervotes	4		

Audubon District 7

Statistics	TOTAL
Registered Voters - Total	693
Registered Voters - NONPARTISAN	200
Registered Voters - DEMOCRAT	317
Registered Voters - REPUBLICAN	176
Ballots Cast - Total	105
Ballots Cast - NONPARTISAN	0
Ballots Cast - DEMOCRAT	76
Ballots Cast - REPUBLICAN	29
Ballots Cast - Blank	0
Voter Turnout - Total	15.15%
Voter Turnout - NONPARTISAN	0.00%
Voter Turnout - DEMOCRAT	23.97%
Voter Turnout - REPUBLICAN	16.48%

DEM Member of State Senate 5th Legislative District Vote For 1

	TOTAL	VOTE %	
Nilsa Cruz-Perez	67	98.53%	
Write-In Totals	1	1.47%	
Total Votes Cast	68	100.00%	
Overvotes	0		
Undervotes	8		

DEM Members of the General Assembly 5th Legislative District Vote For 2

	TOTAL	VOTE %	
William F. Moen Jr.	68	49.28%	
William W. Spearman	68	49.28%	
Write-In Totals	2	1.45%	
Total Votes Cast	138	100.00%	
Overvotes	0		
Undervotes	14		

DEM Members of the Board of County Commissioners Vote For 2

	TOTAL	VOTE %	
Kate Delany	25	17.12%	
Samuel E. Sweet	17	11.64%	
Louis Cappelli Jr.	51	34.93%	
Jonathan L. Young Sr.	51	34.93%	
Write-In Totals	2	1.37%	
Total Votes Cast	146	100.00%	
Overvotes	4		
Undervotes	2		

Audubon District 7

DEM Male Members of County Committee Audubon Borough

Vote For 5

	TOTAL	VOTE %	
Robert Jakubowski	67	20.00%	<div style="width: 20%;"></div>
John Ward	67	20.00%	<div style="width: 20%;"></div>
David Alemi	65	19.40%	<div style="width: 19.4%;"></div>
Jamie DiFrancesco	66	19.70%	<div style="width: 19.7%;"></div>
William Wilson	65	19.40%	<div style="width: 19.4%;"></div>
Write-In Totals	5	1.49%	<div style="width: 1.49%;"></div>
Total Votes Cast	335	100.00%	<div style="width: 100%;"></div>
Overvotes	0		
Undervotes	45		

DEM Female Members of County Committee Audubon Borough

Vote For 5

	TOTAL	VOTE %	
Patricia Whalen	66	20.06%	<div style="width: 20.06%;"></div>
Lauren Schiavo	66	20.06%	<div style="width: 20.06%;"></div>
Joanne Prince	65	19.76%	<div style="width: 19.76%;"></div>
Sonia Gryzewski	64	19.45%	<div style="width: 19.45%;"></div>
Paula Ward	66	20.06%	<div style="width: 20.06%;"></div>
Write-In Totals	2	0.61%	<div style="width: 0.61%;"></div>
Total Votes Cast	329	100.00%	<div style="width: 100%;"></div>
Overvotes	0		
Undervotes	51		

REP Member of State Senate 5th Legislative District

Vote For 1

	TOTAL	VOTE %	
Clyde E. Cook	29	100.00%	<div style="width: 100%;"></div>
Write-In Totals	0	0.00%	<div style="width: 0%;"></div>
Total Votes Cast	29	100.00%	<div style="width: 100%;"></div>
Overvotes	0		
Undervotes	0		

REP Members of the General Assembly 5th Legislative District





Vote For 2

	TOTAL	VOTE %	
Joe Miller	29	50.88%	<div style="width: 50.88%;"></div>
Yalinda Pagan	28	49.12%	<div style="width: 49.12%;"></div>
Write-In Totals	0	0.00%	<div style="width: 0%;"></div>
Total Votes Cast	57	100.00%	<div style="width: 100%;"></div>
Overvotes	0		
Undervotes	1		

Audubon District 7

REP Members of the Board of County Commissioners




Vote For 2

	TOTAL	VOTE %	
Jason Fanning	29	50.00%	
Norman C. Rebel Jr.	29	50.00%	
Write-In Totals	0	0.00%	
Total Votes Cast	58	100.00%	
Overvotes	0		
Undervotes	0		





Audubon District 8 Suppressed

Statistics	TOTAL
Registered Voters - Total	918
Registered Voters - NONPARTISAN	326
Registered Voters - DEMOCRAT	407
Registered Voters - REPUBLICAN	185
Ballots Cast - Total	102
Ballots Cast - NONPARTISAN	0
Ballots Cast - DEMOCRAT	96
Ballots Cast - REPUBLICAN	6
Ballots Cast - Blank	0
Voter Turnout - Total	11.11%
Voter Turnout - NONPARTISAN	0.00%
Voter Turnout - DEMOCRAT	23.59%
Voter Turnout - REPUBLICAN	3.24%







DEM Member of State Senate 5th Legislative District Vote For 1

	TOTAL	VOTE %	
Nilsa Cruz-Perez	89	100.00%	
Write-In Totals	0	0.00%	
Total Votes Cast	89	100.00%	
Overvotes	0		
Undervotes	7		

DEM Members of the General Assembly 5th Legislative District Vote For 2

	TOTAL	VOTE %	
William F. Moen Jr.	87	50.29%	
William W. Spearman	86	49.71%	
Write-In Totals	0	0.00%	
Total Votes Cast	173	100.00%	
Overvotes	0		
Undervotes	19		

DEM Members of the Board of County Commissioners Vote For 2

	TOTAL	VOTE %	
Kate Delany	27	15.43%	
Samuel E. Sweet	22	12.57%	
Louis Cappelli Jr.	68	38.86%	
Jonathan L. Young Sr.	58	33.14%	
Write-In Totals	0	0.00%	
Total Votes Cast	175	100.00%	
Overvotes	6		
Undervotes	11		

Audubon District 8 Suppressed

DEM Male Members of County Committee Audubon Borough

Vote For 5

	TOTAL	VOTE %
Robert Jakubowski	94	21.32%
John Ward	93	21.09%
David Alemi	86	19.50%
Jamie DiFrancesco	85	19.27%
William Wilson	83	18.82%
Write-In Totals	0	0.00%
Total Votes Cast	441	100.00%
Overvotes	0	
Undervotes	39	

DEM Female Members of County Committee Audubon Borough

Vote For 5

	TOTAL	VOTE %
Patricia Whalen	87	19.82%
Lauren Schiavo	89	20.27%
Joanne Prince	86	19.59%
Sonia Gryzewski	87	19.82%
Paula Ward	90	20.50%
Write-In Totals	0	0.00%
Total Votes Cast	439	100.00%
Overvotes	0	
Undervotes	41	

REP Member of State Senate 5th Legislative District

Vote For 1

	TOTAL	VOTE %
Clyde E. Cook		
Write-In Totals		
Total Votes Cast		
Overvotes		
Undervotes		

REP Members of the General Assembly 5th Legislative District

Vote For 2

	TOTAL	VOTE %
Joe Miller		
Yalinda Pagan		
Write-In Totals		
Total Votes Cast		
Overvotes		
Undervotes		

Audubon District 8 Suppressed

REP Members of the Board of County Commissioners




Vote For 2

	TOTAL	VOTE %
Jason Fanning		
Norman C. Rebel Jr.		
Write-In Totals		
Total Votes Cast		
Overvotes		
Undervotes		





Audubon Park District 1

Statistics	TOTAL
Registered Voters - Total	822
Registered Voters - NONPARTISAN	248
Registered Voters - DEMOCRAT	423
Registered Voters - REPUBLICAN	151
Ballots Cast - Total	114
Ballots Cast - NONPARTISAN	0
Ballots Cast - DEMOCRAT	79
Ballots Cast - REPUBLICAN	35
Ballots Cast - Blank	1
Voter Turnout - Total	13.87%
Voter Turnout - NONPARTISAN	0.00%
Voter Turnout - DEMOCRAT	18.68%
Voter Turnout - REPUBLICAN	23.18%







DEM Member of State Senate 6th Legislative District Vote For 1

	TOTAL	VOTE %	
James Beach	73	100.00%	
Write-In Totals	0	0.00%	
Total Votes Cast	73	100.00%	
Overvotes	0		
Undervotes	6		

DEM Members of the General Assembly 6th Legislative District Vote For 2

	TOTAL	VOTE %	
Louis D. Greenwald	70	49.65%	
Pamela R. Lampitt	71	50.35%	
Write-In Totals	0	0.00%	
Total Votes Cast	141	100.00%	
Overvotes	0		
Undervotes	17		

DEM Members of the Board of County Commissioners Vote For 2

	TOTAL	VOTE %	
Kate Delany	12	8.16%	
Samuel E. Sweet	7	4.76%	
Louis Cappelli Jr.	67	45.58%	
Jonathan L. Young Sr.	61	41.50%	
Write-In Totals	0	0.00%	
Total Votes Cast	147	100.00%	
Overvotes	4		
Undervotes	7		

Audubon Park District 1

DEM Members of Council Audubon Park Borough

Vote For 2

	TOTAL	VOTE %	
Judith DiPasquale	72	49.66%	<div style="width: 49.66%; background-color: #f1c40f;"></div>
Karen Lewis	73	50.34%	<div style="width: 50.34%; background-color: #f1c40f;"></div>
Write-In Totals	0	0.00%	<div style="width: 0%; background-color: #f1c40f;"></div>
Total Votes Cast	145	100.00%	<div style="width: 100%; background-color: #f1c40f;"></div>
Overvotes	0		
Undervotes	13		

DEM Male Member of County Committee Audubon Park Borough

Vote For 1

	TOTAL	VOTE %	
Christopher Farley	68	100.00%	<div style="width: 100%; background-color: #f1c40f;"></div>
Write-In Totals	0	0.00%	<div style="width: 0%; background-color: #f1c40f;"></div>
Total Votes Cast	68	100.00%	<div style="width: 100%; background-color: #f1c40f;"></div>
Overvotes	0		
Undervotes	11		

DEM Female Member of County Committee Audubon Park Borough

Vote For 1

	TOTAL	VOTE %	
Patricia Farley	71	100.00%	<div style="width: 100%; background-color: #f1c40f;"></div>
Write-In Totals	0	0.00%	<div style="width: 0%; background-color: #f1c40f;"></div>
Total Votes Cast	71	100.00%	<div style="width: 100%; background-color: #f1c40f;"></div>
Overvotes	0		
Undervotes	8		

REP Member of State Senate 6th Legislative District

Vote For 1

	TOTAL	VOTE %	
NO PETITION FILED	0	0.00%	<div style="width: 0%; background-color: #f1c40f;"></div>
Write-In Totals	2	100.00%	<div style="width: 100%; background-color: #f1c40f;"></div>
Total Votes Cast	2	100.00%	<div style="width: 100%; background-color: #f1c40f;"></div>
Overvotes	0		
Undervotes	33		

REP Members of the General Assembly 6th Legislative District





Vote For 2

	TOTAL	VOTE %	
Daniel M. Kenny	33	51.56%	<div style="width: 51.56%; background-color: #f1c40f;"></div>
Danielle M. Barry	30	46.88%	<div style="width: 46.88%; background-color: #f1c40f;"></div>
Write-In Totals	1	1.56%	<div style="width: 1.56%; background-color: #f1c40f;"></div>
Total Votes Cast	64	100.00%	<div style="width: 100%; background-color: #f1c40f;"></div>
Overvotes	0		
Undervotes	6		

Audubon Park District 1





REP Members of the Board of County Commissioners

Vote For 2

	TOTAL	VOTE %	
Jason Fanning	32	48.48%	
Norman C. Rebel Jr.	32	48.48%	
Write-In Totals	2	3.03%	
Total Votes Cast	66	100.00%	
Overvotes	0		
Undervotes	4		

REP Members of Council Audubon Park Borough




Vote For 2

	TOTAL	VOTE %	
NO PETITION FILED	0	0.00%	
NO PETITION FILED	0	0.00%	
Write-In Totals	2	100.00%	
Total Votes Cast	2	100.00%	
Overvotes	0		
Undervotes	68		





Barrington District 1

Statistics	TOTAL
Registered Voters - Total	1,216
Registered Voters - NONPARTISAN	435
Registered Voters - DEMOCRAT	491
Registered Voters - REPUBLICAN	290
Ballots Cast - Total	184
Ballots Cast - NONPARTISAN	0
Ballots Cast - DEMOCRAT	128
Ballots Cast - REPUBLICAN	56
Ballots Cast - Blank	0
Voter Turnout - Total	15.13%
Voter Turnout - NONPARTISAN	0.00%
Voter Turnout - DEMOCRAT	26.07%
Voter Turnout - REPUBLICAN	19.31%







DEM Member of State Senate 5th Legislative District Vote For 1

	TOTAL	VOTE %	
Nilsa Cruz-Perez	119	100.00%	
Write-In Totals	0	0.00%	
Total Votes Cast	119	100.00%	
Overvotes	0		
Undervotes	9		

DEM Members of the General Assembly 5th Legislative District Vote For 2

	TOTAL	VOTE %	
William F. Moen Jr.	114	49.78%	
William W. Spearman	115	50.22%	
Write-In Totals	0	0.00%	
Total Votes Cast	229	100.00%	
Overvotes	0		
Undervotes	27		

DEM Members of the Board of County Commissioners Vote For 2

	TOTAL	VOTE %	
Kate Delany	48	21.43%	
Samuel E. Sweet	39	17.41%	
Louis Cappelli Jr.	70	31.25%	
Jonathan L. Young Sr.	67	29.91%	
Write-In Totals	0	0.00%	
Total Votes Cast	224	100.00%	
Overvotes	14		
Undervotes	18		

Barrington District 1

DEM Mayor Barrington Borough

Vote For 1

	TOTAL	VOTE %	
Kyle Hanson	119	100.00%	<div style="width: 100%;"><div style="width: 100%;"></div></div>
Write-In Totals	0	0.00%	<div style="width: 0%;"></div>
Total Votes Cast	119	100.00%	<div style="width: 100%;"></div>
Overvotes	0		
Undervotes	9		

DEM Members of Council Barrington Borough

Vote For 2

	TOTAL	VOTE %	
Vincent Cerrito	121	50.21%	<div style="width: 50.21%;"><div style="width: 50.21%;"></div></div>
Melanie Mercado	120	49.79%	<div style="width: 49.79%;"><div style="width: 49.79%;"></div></div>
Write-In Totals	0	0.00%	<div style="width: 0%;"></div>
Total Votes Cast	241	100.00%	<div style="width: 100%;"></div>
Overvotes	0		
Undervotes	15		

DEM Male Members of County Committee Barrington Borough

Vote For 4

	TOTAL	VOTE %	
Robert Harris	117	25.16%	<div style="width: 25.16%;"><div style="width: 25.16%;"></div></div>
Shawn Ludwig	115	24.73%	<div style="width: 24.73%;"><div style="width: 24.73%;"></div></div>
Michael Beach	114	24.52%	<div style="width: 24.52%;"><div style="width: 24.52%;"></div></div>
Kyle Hanson	119	25.59%	<div style="width: 25.59%;"><div style="width: 25.59%;"></div></div>
Write-In Totals	0	0.00%	<div style="width: 0%;"></div>
Total Votes Cast	465	100.00%	<div style="width: 100%;"></div>
Overvotes	0		
Undervotes	47		

DEM Female Members of County Committee Barrington Borough

Vote For 4

	TOTAL	VOTE %	
Colleen Ferraro	118	25.21%	<div style="width: 25.21%;"><div style="width: 25.21%;"></div></div>
Alisha VanBernum	116	24.79%	<div style="width: 24.79%;"><div style="width: 24.79%;"></div></div>
Beth Cavallaro	120	25.64%	<div style="width: 25.64%;"><div style="width: 25.64%;"></div></div>
Jennifer Milligan	114	24.36%	<div style="width: 24.36%;"><div style="width: 24.36%;"></div></div>
Write-In Totals	0	0.00%	<div style="width: 0%;"></div>
Total Votes Cast	468	100.00%	<div style="width: 100%;"></div>
Overvotes	0		
Undervotes	44		

Barrington District 1

REP Member of State Senate 5th Legislative District

Vote For 1

	TOTAL	VOTE %	
Clyde E. Cook	55	100.00%	<div style="width: 100%; height: 10px; background-color: #ffc107;"></div>
Write-In Totals	0	0.00%	<div style="width: 0%; height: 10px; background-color: #6c757d;"></div>
Total Votes Cast	55	100.00%	<div style="width: 100%; height: 10px; background-color: #ffc107;"></div>
Overvotes	0		
Undervotes	1		

REP Members of the General Assembly 5th Legislative District

Vote For 2

	TOTAL	VOTE %	
Joe Miller	56	50.45%	<div style="width: 50.45%; height: 10px; background-color: #ffc107;"></div>
Yalinda Pagan	55	49.55%	<div style="width: 49.55%; height: 10px; background-color: #ffc107;"></div>
Write-In Totals	0	0.00%	<div style="width: 0%; height: 10px; background-color: #6c757d;"></div>
Total Votes Cast	111	100.00%	<div style="width: 100%; height: 10px; background-color: #ffc107;"></div>
Overvotes	0		
Undervotes	1		

REP Members of the Board of County Commissioners

Vote For 2

	TOTAL	VOTE %	
Jason Fanning	54	49.09%	<div style="width: 49.09%; height: 10px; background-color: #ffc107;"></div>
Norman C. Rebel Jr.	56	50.91%	<div style="width: 50.91%; height: 10px; background-color: #ffc107;"></div>
Write-In Totals	0	0.00%	<div style="width: 0%; height: 10px; background-color: #6c757d;"></div>
Total Votes Cast	110	100.00%	<div style="width: 100%; height: 10px; background-color: #ffc107;"></div>
Overvotes	0		
Undervotes	2		

REP Mayor Barrington Borough

Vote For 1

	TOTAL	VOTE %	
Kenneth W. Krupinski	55	100.00%	<div style="width: 100%; height: 10px; background-color: #ffc107;"></div>
Write-In Totals	0	0.00%	<div style="width: 0%; height: 10px; background-color: #6c757d;"></div>
Total Votes Cast	55	100.00%	<div style="width: 100%; height: 10px; background-color: #ffc107;"></div>
Overvotes	0		
Undervotes	1		

REP Members of Council Barrington Borough




Vote For 2

	TOTAL	VOTE %	
Samuel A. DiMatteo Jr.	56	50.45%	<div style="width: 50.45%; height: 10px; background-color: #ffc107;"></div>
Kelly L. McHugh	55	49.55%	<div style="width: 49.55%; height: 10px; background-color: #ffc107;"></div>
Write-In Totals	0	0.00%	<div style="width: 0%; height: 10px; background-color: #6c757d;"></div>
Total Votes Cast	111	100.00%	<div style="width: 100%; height: 10px; background-color: #ffc107;"></div>
Overvotes	0		
Undervotes	1		





Barrington District 2

Statistics	TOTAL
Registered Voters - Total	967
Registered Voters - NONPARTISAN	323
Registered Voters - DEMOCRAT	428
Registered Voters - REPUBLICAN	216
Ballots Cast - Total	109
Ballots Cast - NONPARTISAN	0
Ballots Cast - DEMOCRAT	80
Ballots Cast - REPUBLICAN	29
Ballots Cast - Blank	0
Voter Turnout - Total	11.27%
Voter Turnout - NONPARTISAN	0.00%
Voter Turnout - DEMOCRAT	18.69%
Voter Turnout - REPUBLICAN	13.43%







DEM Member of State Senate 5th Legislative District Vote For 1

	TOTAL	VOTE %	
Nilsa Cruz-Perez	72	100.00%	
Write-In Totals	0	0.00%	
Total Votes Cast	72	100.00%	
Overvotes	0		
Undervotes	8		

DEM Members of the General Assembly 5th Legislative District Vote For 2

	TOTAL	VOTE %	
William F. Moen Jr.	69	50.00%	
William W. Spearman	69	50.00%	
Write-In Totals	0	0.00%	
Total Votes Cast	138	100.00%	
Overvotes	0		
Undervotes	22		

DEM Members of the Board of County Commissioners Vote For 2

	TOTAL	VOTE %	
Kate Delany	40	25.64%	
Samuel E. Sweet	28	17.95%	
Louis Cappelli Jr.	45	28.85%	
Jonathan L. Young Sr.	43	27.56%	
Write-In Totals	0	0.00%	
Total Votes Cast	156	100.00%	
Overvotes	2		
Undervotes	2		

Barrington District 2

DEM Mayor Barrington Borough

Vote For 1

	TOTAL	VOTE %	
Kyle Hanson	70	100.00%	<div style="width: 100%;"><div style="width: 100%;"></div></div>
Write-In Totals	0	0.00%	<div style="width: 0%;"></div>
Total Votes Cast	70	100.00%	<div style="width: 100%;"><div style="width: 100%;"></div></div>
Overvotes	0		
Undervotes	10		

DEM Members of Council Barrington Borough

Vote For 2

	TOTAL	VOTE %	
Vincent Cerrito	72	50.70%	<div style="width: 50.70%;"><div style="width: 50.70%;"></div></div>
Melanie Mercado	70	49.30%	<div style="width: 49.30%;"><div style="width: 49.30%;"></div></div>
Write-In Totals	0	0.00%	<div style="width: 0%;"></div>
Total Votes Cast	142	100.00%	<div style="width: 100%;"><div style="width: 100%;"></div></div>
Overvotes	0		
Undervotes	18		

DEM Male Members of County Committee Barrington Borough

Vote For 4

	TOTAL	VOTE %	
Robert Harris	71	25.82%	<div style="width: 25.82%;"><div style="width: 25.82%;"></div></div>
Shawn Ludwig	66	24.00%	<div style="width: 24.00%;"><div style="width: 24.00%;"></div></div>
Michael Beach	72	26.18%	<div style="width: 26.18%;"><div style="width: 26.18%;"></div></div>
Kyle Hanson	66	24.00%	<div style="width: 24.00%;"><div style="width: 24.00%;"></div></div>
Write-In Totals	0	0.00%	<div style="width: 0%;"></div>
Total Votes Cast	275	100.00%	<div style="width: 100%;"><div style="width: 100%;"></div></div>
Overvotes	0		
Undervotes	45		

DEM Female Members of County Committee Barrington Borough

Vote For 4

	TOTAL	VOTE %	
Colleen Ferraro	70	25.09%	<div style="width: 25.09%;"><div style="width: 25.09%;"></div></div>
Alisha VanBernum	68	24.37%	<div style="width: 24.37%;"><div style="width: 24.37%;"></div></div>
Beth Cavallaro	70	25.09%	<div style="width: 25.09%;"><div style="width: 25.09%;"></div></div>
Jennifer Milligan	71	25.45%	<div style="width: 25.45%;"><div style="width: 25.45%;"></div></div>
Write-In Totals	0	0.00%	<div style="width: 0%;"></div>
Total Votes Cast	279	100.00%	<div style="width: 100%;"><div style="width: 100%;"></div></div>
Overvotes	0		
Undervotes	41		

Barrington District 2

REP Member of State Senate 5th Legislative District

Vote For 1

	TOTAL	VOTE %	
Clyde E. Cook	29	100.00%	<div style="width: 100%; height: 10px; background-color: #f0e68c;"></div>
Write-In Totals	0	0.00%	<div style="width: 0%; height: 10px; background-color: #d3d3d3;"></div>
Total Votes Cast	29	100.00%	<div style="width: 100%; height: 10px; background-color: #f0e68c;"></div>
Overvotes	0		
Undervotes	0		

REP Members of the General Assembly 5th Legislative District

Vote For 2

	TOTAL	VOTE %	
Joe Miller	29	50.88%	<div style="width: 50.88%; height: 10px; background-color: #f0e68c;"></div>
Yalinda Pagan	28	49.12%	<div style="width: 49.12%; height: 10px; background-color: #f0e68c;"></div>
Write-In Totals	0	0.00%	<div style="width: 0%; height: 10px; background-color: #d3d3d3;"></div>
Total Votes Cast	57	100.00%	<div style="width: 100%; height: 10px; background-color: #f0e68c;"></div>
Overvotes	0		
Undervotes	1		

REP Members of the Board of County Commissioners

Vote For 2

	TOTAL	VOTE %	
Jason Fanning	29	50.88%	<div style="width: 50.88%; height: 10px; background-color: #f0e68c;"></div>
Norman C. Rebel Jr.	28	49.12%	<div style="width: 49.12%; height: 10px; background-color: #f0e68c;"></div>
Write-In Totals	0	0.00%	<div style="width: 0%; height: 10px; background-color: #d3d3d3;"></div>
Total Votes Cast	57	100.00%	<div style="width: 100%; height: 10px; background-color: #f0e68c;"></div>
Overvotes	0		
Undervotes	1		

REP Mayor Barrington Borough

Vote For 1

	TOTAL	VOTE %	
Kenneth W. Krupinski	29	100.00%	<div style="width: 100%; height: 10px; background-color: #f0e68c;"></div>
Write-In Totals	0	0.00%	<div style="width: 0%; height: 10px; background-color: #d3d3d3;"></div>
Total Votes Cast	29	100.00%	<div style="width: 100%; height: 10px; background-color: #f0e68c;"></div>
Overvotes	0		
Undervotes	0		

REP Members of Council Barrington Borough




Vote For 2

	TOTAL	VOTE %	
Samuel A. DiMatteo Jr.	29	50.88%	<div style="width: 50.88%; height: 10px; background-color: #f0e68c;"></div>
Kelly L. McHugh	28	49.12%	<div style="width: 49.12%; height: 10px; background-color: #f0e68c;"></div>
Write-In Totals	0	0.00%	<div style="width: 0%; height: 10px; background-color: #d3d3d3;"></div>
Total Votes Cast	57	100.00%	<div style="width: 100%; height: 10px; background-color: #f0e68c;"></div>
Overvotes	0		
Undervotes	1		





Barrington District 3

Statistics	TOTAL
Registered Voters - Total	1,141
Registered Voters - NONPARTISAN	429
Registered Voters - DEMOCRAT	481
Registered Voters - REPUBLICAN	231
Ballots Cast - Total	162
Ballots Cast - NONPARTISAN	0
Ballots Cast - DEMOCRAT	123
Ballots Cast - REPUBLICAN	39
Ballots Cast - Blank	0
Voter Turnout - Total	14.20%
Voter Turnout - NONPARTISAN	0.00%
Voter Turnout - DEMOCRAT	25.57%
Voter Turnout - REPUBLICAN	16.88%







DEM Member of State Senate 5th Legislative District Vote For 1

	TOTAL	VOTE %	
Nilsa Cruz-Perez	119	100.00%	
Write-In Totals	0	0.00%	
Total Votes Cast	119	100.00%	
Overvotes	0		
Undervotes	4		

DEM Members of the General Assembly 5th Legislative District Vote For 2

	TOTAL	VOTE %	
William F. Moen Jr.	113	49.56%	
William W. Spearman	115	50.44%	
Write-In Totals	0	0.00%	
Total Votes Cast	228	100.00%	
Overvotes	0		
Undervotes	18		

DEM Members of the Board of County Commissioners Vote For 2

	TOTAL	VOTE %	
Kate Delany	35	14.96%	
Samuel E. Sweet	24	10.26%	
Louis Cappelli Jr.	93	39.74%	
Jonathan L. Young Sr.	82	35.04%	
Write-In Totals	0	0.00%	
Total Votes Cast	234	100.00%	
Overvotes	2		
Undervotes	10		

Barrington District 3

DEM Mayor Barrington Borough

Vote For 1

	TOTAL	VOTE %	
Kyle Hanson	115	100.00%	<div style="width: 100%; height: 10px; background-color: #f0e68c;"></div>
Write-In Totals	0	0.00%	<div style="width: 0%; height: 10px; background-color: #d3d3d3;"></div>
Total Votes Cast	115	100.00%	<div style="width: 100%; height: 10px; background-color: #f0e68c;"></div>
Overvotes	0		
Undervotes	8		

DEM Members of Council Barrington Borough

Vote For 2

	TOTAL	VOTE %	
Vincent Cerrito	113	48.92%	<div style="width: 48.92%; height: 10px; background-color: #f0e68c;"></div>
Melanie Mercado	116	50.22%	<div style="width: 50.22%; height: 10px; background-color: #f0e68c;"></div>
Write-In Totals	2	0.87%	<div style="width: 0.87%; height: 10px; background-color: #d3d3d3;"></div>
Total Votes Cast	231	100.00%	<div style="width: 100%; height: 10px; background-color: #f0e68c;"></div>
Overvotes	0		
Undervotes	15		

DEM Male Members of County Committee Barrington Borough

Vote For 4

	TOTAL	VOTE %	
Robert Harris	111	24.50%	<div style="width: 24.50%; height: 10px; background-color: #f0e68c;"></div>
Shawn Ludwig	113	24.94%	<div style="width: 24.94%; height: 10px; background-color: #f0e68c;"></div>
Michael Beach	113	24.94%	<div style="width: 24.94%; height: 10px; background-color: #f0e68c;"></div>
Kyle Hanson	116	25.61%	<div style="width: 25.61%; height: 10px; background-color: #f0e68c;"></div>
Write-In Totals	0	0.00%	<div style="width: 0%; height: 10px; background-color: #d3d3d3;"></div>
Total Votes Cast	453	100.00%	<div style="width: 100%; height: 10px; background-color: #f0e68c;"></div>
Overvotes	0		
Undervotes	39		

DEM Female Members of County Committee Barrington Borough

Vote For 4

	TOTAL	VOTE %	
Colleen Ferraro	114	25.05%	<div style="width: 25.05%; height: 10px; background-color: #f0e68c;"></div>
Alisha VanBernum	115	25.27%	<div style="width: 25.27%; height: 10px; background-color: #f0e68c;"></div>
Beth Cavallaro	114	25.05%	<div style="width: 25.05%; height: 10px; background-color: #f0e68c;"></div>
Jennifer Milligan	112	24.62%	<div style="width: 24.62%; height: 10px; background-color: #f0e68c;"></div>
Write-In Totals	0	0.00%	<div style="width: 0%; height: 10px; background-color: #d3d3d3;"></div>
Total Votes Cast	455	100.00%	<div style="width: 100%; height: 10px; background-color: #f0e68c;"></div>
Overvotes	0		
Undervotes	37		

Barrington District 3

REP Member of State Senate 5th Legislative District

Vote For 1

	TOTAL	VOTE %	
Clyde E. Cook	35	100.00%	<div style="width: 100%; height: 10px; background-color: #ffc107;"></div>
Write-In Totals	0	0.00%	<div style="width: 0%; height: 10px; background-color: #6c757d;"></div>
Total Votes Cast	35	100.00%	<div style="width: 100%; height: 10px; background-color: #ffc107;"></div>
Overvotes	0		
Undervotes	4		

REP Members of the General Assembly 5th Legislative District

Vote For 2

	TOTAL	VOTE %	
Joe Miller	36	50.70%	<div style="width: 50.7%; height: 10px; background-color: #ffc107;"></div>
Yalinda Pagan	34	47.89%	<div style="width: 47.89%; height: 10px; background-color: #ffc107;"></div>
Write-In Totals	1	1.41%	<div style="width: 1.41%; height: 10px; background-color: #6c757d;"></div>
Total Votes Cast	71	100.00%	<div style="width: 100%; height: 10px; background-color: #ffc107;"></div>
Overvotes	0		
Undervotes	7		

REP Members of the Board of County Commissioners

Vote For 2

	TOTAL	VOTE %	
Jason Fanning	35	48.61%	<div style="width: 48.61%; height: 10px; background-color: #ffc107;"></div>
Norman C. Rebel Jr.	34	47.22%	<div style="width: 47.22%; height: 10px; background-color: #ffc107;"></div>
Write-In Totals	3	4.17%	<div style="width: 4.17%; height: 10px; background-color: #6c757d;"></div>
Total Votes Cast	72	100.00%	<div style="width: 100%; height: 10px; background-color: #ffc107;"></div>
Overvotes	0		
Undervotes	6		

REP Mayor Barrington Borough

Vote For 1

	TOTAL	VOTE %	
Kenneth W. Krupinski	34	100.00%	<div style="width: 100%; height: 10px; background-color: #ffc107;"></div>
Write-In Totals	0	0.00%	<div style="width: 0%; height: 10px; background-color: #6c757d;"></div>
Total Votes Cast	34	100.00%	<div style="width: 100%; height: 10px; background-color: #ffc107;"></div>
Overvotes	0		
Undervotes	5		

REP Members of Council Barrington Borough




Vote For 2

	TOTAL	VOTE %	
Samuel A. DiMatteo Jr.	35	49.30%	<div style="width: 49.3%; height: 10px; background-color: #ffc107;"></div>
Kelly L. McHugh	36	50.70%	<div style="width: 50.7%; height: 10px; background-color: #ffc107;"></div>
Write-In Totals	0	0.00%	<div style="width: 0%; height: 10px; background-color: #6c757d;"></div>
Total Votes Cast	71	100.00%	<div style="width: 100%; height: 10px; background-color: #ffc107;"></div>
Overvotes	0		
Undervotes	7		





Barrington District 4

Statistics	TOTAL
Registered Voters - Total	1,482
Registered Voters - NONPARTISAN	543
Registered Voters - DEMOCRAT	659
Registered Voters - REPUBLICAN	280
Ballots Cast - Total	167
Ballots Cast - NONPARTISAN	0
Ballots Cast - DEMOCRAT	141
Ballots Cast - REPUBLICAN	26
Ballots Cast - Blank	0
Voter Turnout - Total	11.27%
Voter Turnout - NONPARTISAN	0.00%
Voter Turnout - DEMOCRAT	21.40%
Voter Turnout - REPUBLICAN	9.29%







DEM Member of State Senate 5th Legislative District Vote For 1

	TOTAL	VOTE %	
Nilsa Cruz-Perez	131	100.00%	
Write-In Totals	0	0.00%	
Total Votes Cast	131	100.00%	
Overvotes	0		
Undervotes	10		

DEM Members of the General Assembly 5th Legislative District Vote For 2

	TOTAL	VOTE %	
William F. Moen Jr.	120	48.58%	
William W. Spearman	125	50.61%	
Write-In Totals	2	0.81%	
Total Votes Cast	247	100.00%	
Overvotes	0		
Undervotes	35		

DEM Members of the Board of County Commissioners Vote For 2

	TOTAL	VOTE %	
Kate Delany	38	16.10%	
Samuel E. Sweet	31	13.14%	
Louis Cappelli Jr.	87	36.86%	
Jonathan L. Young Sr.	80	33.90%	
Write-In Totals	0	0.00%	
Total Votes Cast	236	100.00%	
Overvotes	24		
Undervotes	22		

Barrington District 4

DEM Mayor Barrington Borough

Vote For 1

	TOTAL	VOTE %	
Kyle Hanson	125	99.21%	<div style="width: 99.21%;"><div style="width: 99.21%;"></div></div>
Write-In Totals	1	0.79%	<div style="width: 0.79%;"><div style="width: 0.79%;"></div></div>
Total Votes Cast	126	100.00%	<div style="width: 100.00%;"><div style="width: 100.00%;"></div></div>
Overvotes	0		
Undervotes	15		

DEM Members of Council Barrington Borough

Vote For 2

	TOTAL	VOTE %	
Vincent Cerrito	127	49.80%	<div style="width: 49.80%;"><div style="width: 49.80%;"></div></div>
Melanie Mercado	126	49.41%	<div style="width: 49.41%;"><div style="width: 49.41%;"></div></div>
Write-In Totals	2	0.78%	<div style="width: 0.78%;"><div style="width: 0.78%;"></div></div>
Total Votes Cast	255	100.00%	<div style="width: 100.00%;"><div style="width: 100.00%;"></div></div>
Overvotes	0		
Undervotes	27		

DEM Male Members of County Committee Barrington Borough

Vote For 4

	TOTAL	VOTE %	
Robert Harris	129	25.24%	<div style="width: 25.24%;"><div style="width: 25.24%;"></div></div>
Shawn Ludwig	125	24.46%	<div style="width: 24.46%;"><div style="width: 24.46%;"></div></div>
Michael Beach	127	24.85%	<div style="width: 24.85%;"><div style="width: 24.85%;"></div></div>
Kyle Hanson	126	24.66%	<div style="width: 24.66%;"><div style="width: 24.66%;"></div></div>
Write-In Totals	4	0.78%	<div style="width: 0.78%;"><div style="width: 0.78%;"></div></div>
Total Votes Cast	511	100.00%	<div style="width: 100.00%;"><div style="width: 100.00%;"></div></div>
Overvotes	0		
Undervotes	53		

DEM Female Members of County Committee Barrington Borough

Vote For 4

	TOTAL	VOTE %	
Colleen Ferraro	129	24.81%	<div style="width: 24.81%;"><div style="width: 24.81%;"></div></div>
Alisha VanBernum	128	24.62%	<div style="width: 24.62%;"><div style="width: 24.62%;"></div></div>
Beth Cavallaro	131	25.19%	<div style="width: 25.19%;"><div style="width: 25.19%;"></div></div>
Jennifer Milligan	128	24.62%	<div style="width: 24.62%;"><div style="width: 24.62%;"></div></div>
Write-In Totals	4	0.77%	<div style="width: 0.77%;"><div style="width: 0.77%;"></div></div>
Total Votes Cast	520	100.00%	<div style="width: 100.00%;"><div style="width: 100.00%;"></div></div>
Overvotes	0		
Undervotes	44		

Barrington District 4

REP Member of State Senate 5th Legislative District

Vote For 1

	TOTAL	VOTE %	
Clyde E. Cook	24	96.00%	<div style="width: 96%; background-color: #f1c40f;"></div>
Write-In Totals	1	4.00%	<div style="width: 4%; background-color: #95a5a6;"></div>
Total Votes Cast	25	100.00%	<div style="width: 100%; background-color: #f1c40f;"></div>
Overvotes	0		
Undervotes	1		

REP Members of the General Assembly 5th Legislative District

Vote For 2

	TOTAL	VOTE %	
Joe Miller	24	51.06%	<div style="width: 51.06%; background-color: #f1c40f;"></div>
Yalinda Pagan	23	48.94%	<div style="width: 48.94%; background-color: #95a5a6;"></div>
Write-In Totals	0	0.00%	<div style="width: 0%; background-color: #95a5a6;"></div>
Total Votes Cast	47	100.00%	<div style="width: 100%; background-color: #f1c40f;"></div>
Overvotes	0		
Undervotes	5		

REP Members of the Board of County Commissioners

Vote For 2

	TOTAL	VOTE %	
Jason Fanning	24	50.00%	<div style="width: 50%; background-color: #f1c40f;"></div>
Norman C. Rebel Jr.	24	50.00%	<div style="width: 50%; background-color: #95a5a6;"></div>
Write-In Totals	0	0.00%	<div style="width: 0%; background-color: #95a5a6;"></div>
Total Votes Cast	48	100.00%	<div style="width: 100%; background-color: #f1c40f;"></div>
Overvotes	0		
Undervotes	4		

REP Mayor Barrington Borough

Vote For 1

	TOTAL	VOTE %	
Kenneth W. Krupinski	26	100.00%	<div style="width: 100%; background-color: #f1c40f;"></div>
Write-In Totals	0	0.00%	<div style="width: 0%; background-color: #95a5a6;"></div>
Total Votes Cast	26	100.00%	<div style="width: 100%; background-color: #f1c40f;"></div>
Overvotes	0		
Undervotes	0		

REP Members of Council Barrington Borough

Vote For 2

	TOTAL	VOTE %	
Samuel A. DiMatteo Jr.	26	50.98%	<div style="width: 50.98%; background-color: #f1c40f;"></div>
Kelly L. McHugh	25	49.02%	<div style="width: 49.02%; background-color: #95a5a6;"></div>
Write-In Totals	0	0.00%	<div style="width: 0%; background-color: #95a5a6;"></div>
Total Votes Cast	51	100.00%	<div style="width: 100%; background-color: #f1c40f;"></div>
Overvotes	0		
Undervotes	1		

Barrington District 5

Statistics	TOTAL
Registered Voters - Total	527
Registered Voters - NONPARTISAN	168
Registered Voters - DEMOCRAT	242
Registered Voters - REPUBLICAN	117
Ballots Cast - Total	86
Ballots Cast - NONPARTISAN	0
Ballots Cast - DEMOCRAT	65
Ballots Cast - REPUBLICAN	21
Ballots Cast - Blank	0
Voter Turnout - Total	16.32%
Voter Turnout - NONPARTISAN	0.00%
Voter Turnout - DEMOCRAT	26.86%
Voter Turnout - REPUBLICAN	17.95%

DEM Member of State Senate 5th Legislative District Vote For 1

	TOTAL	VOTE %
Nilsa Cruz-Perez	60	98.36%
Write-In Totals	1	1.64%
Total Votes Cast	61	100.00%
Overvotes	0	
Undervotes	4	

DEM Members of the General Assembly 5th Legislative District Vote For 2

	TOTAL	VOTE %
William F. Moen Jr.	58	50.88%
William W. Spearman	56	49.12%
Write-In Totals	0	0.00%
Total Votes Cast	114	100.00%
Overvotes	0	
Undervotes	16	

DEM Members of the Board of County Commissioners Vote For 2

	TOTAL	VOTE %
Kate Delany	22	18.49%
Samuel E. Sweet	15	12.60%
Louis Cappelli Jr.	42	35.29%
Jonathan L. Young Sr.	40	33.61%
Write-In Totals	0	0.00%
Total Votes Cast	119	100.00%
Overvotes	4	
Undervotes	7	

Barrington District 5

DEM Mayor Barrington Borough

Vote For 1

	TOTAL	VOTE %	
Kyle Hanson	62	100.00%	<div style="width: 100%; height: 10px; background-color: #f0e68c;"></div>
Write-In Totals	0	0.00%	<div style="width: 0%; height: 10px; background-color: #d3d3d3;"></div>
Total Votes Cast	62	100.00%	<div style="width: 100%; height: 10px; background-color: #f0e68c;"></div>
Overvotes	0		
Undervotes	3		

DEM Members of Council Barrington Borough

Vote For 2

	TOTAL	VOTE %	
Vincent Cerrito	60	51.28%	<div style="width: 51.28%; height: 10px; background-color: #f0e68c;"></div>
Melanie Mercado	57	48.72%	<div style="width: 48.72%; height: 10px; background-color: #f0e68c;"></div>
Write-In Totals	0	0.00%	<div style="width: 0%; height: 10px; background-color: #d3d3d3;"></div>
Total Votes Cast	117	100.00%	<div style="width: 100%; height: 10px; background-color: #f0e68c;"></div>
Overvotes	0		
Undervotes	13		

DEM Male Members of County Committee Barrington Borough

Vote For 4

	TOTAL	VOTE %	
Robert Harris	57	25.00%	<div style="width: 25.00%; height: 10px; background-color: #f0e68c;"></div>
Shawn Ludwig	56	24.56%	<div style="width: 24.56%; height: 10px; background-color: #f0e68c;"></div>
Michael Beach	57	25.00%	<div style="width: 25.00%; height: 10px; background-color: #f0e68c;"></div>
Kyle Hanson	58	25.44%	<div style="width: 25.44%; height: 10px; background-color: #f0e68c;"></div>
Write-In Totals	0	0.00%	<div style="width: 0%; height: 10px; background-color: #d3d3d3;"></div>
Total Votes Cast	228	100.00%	<div style="width: 100%; height: 10px; background-color: #f0e68c;"></div>
Overvotes	0		
Undervotes	32		

DEM Female Members of County Committee Barrington Borough

Vote For 4

	TOTAL	VOTE %	
Colleen Ferraro	57	25.00%	<div style="width: 25.00%; height: 10px; background-color: #f0e68c;"></div>
Alisha VanBernum	57	25.00%	<div style="width: 25.00%; height: 10px; background-color: #f0e68c;"></div>
Beth Cavallaro	57	25.00%	<div style="width: 25.00%; height: 10px; background-color: #f0e68c;"></div>
Jennifer Milligan	57	25.00%	<div style="width: 25.00%; height: 10px; background-color: #f0e68c;"></div>
Write-In Totals	0	0.00%	<div style="width: 0%; height: 10px; background-color: #d3d3d3;"></div>
Total Votes Cast	228	100.00%	<div style="width: 100%; height: 10px; background-color: #f0e68c;"></div>
Overvotes	0		
Undervotes	32		

Barrington District 5

REP Member of State Senate 5th Legislative District

Vote For 1

	TOTAL	VOTE %	
Clyde E. Cook	20	100.00%	<div style="width: 100%; height: 10px; background-color: #f0e68c;"></div>
Write-In Totals	0	0.00%	<div style="width: 0%; height: 10px; background-color: #d3d3d3;"></div>
Total Votes Cast	20	100.00%	<div style="width: 100%; height: 10px; background-color: #f0e68c;"></div>
Overvotes	0		
Undervotes	1		

REP Members of the General Assembly 5th Legislative District

Vote For 2

	TOTAL	VOTE %	
Joe Miller	20	51.28%	<div style="width: 51.28%; height: 10px; background-color: #f0e68c;"></div>
Yalinda Pagan	19	48.72%	<div style="width: 48.72%; height: 10px; background-color: #d3d3d3;"></div>
Write-In Totals	0	0.00%	<div style="width: 0%; height: 10px; background-color: #d3d3d3;"></div>
Total Votes Cast	39	100.00%	<div style="width: 100%; height: 10px; background-color: #f0e68c;"></div>
Overvotes	0		
Undervotes	3		

REP Members of the Board of County Commissioners

Vote For 2

	TOTAL	VOTE %	
Jason Fanning	19	48.72%	<div style="width: 48.72%; height: 10px; background-color: #f0e68c;"></div>
Norman C. Rebel Jr.	20	51.28%	<div style="width: 51.28%; height: 10px; background-color: #d3d3d3;"></div>
Write-In Totals	0	0.00%	<div style="width: 0%; height: 10px; background-color: #d3d3d3;"></div>
Total Votes Cast	39	100.00%	<div style="width: 100%; height: 10px; background-color: #f0e68c;"></div>
Overvotes	0		
Undervotes	3		

REP Mayor Barrington Borough

Vote For 1

	TOTAL	VOTE %	
Kenneth W. Krupinski	21	100.00%	<div style="width: 100%; height: 10px; background-color: #f0e68c;"></div>
Write-In Totals	0	0.00%	<div style="width: 0%; height: 10px; background-color: #d3d3d3;"></div>
Total Votes Cast	21	100.00%	<div style="width: 100%; height: 10px; background-color: #f0e68c;"></div>
Overvotes	0		
Undervotes	0		

REP Members of Council Barrington Borough

Vote For 2

	TOTAL	VOTE %	
Samuel A. DiMatteo Jr.	19	50.00%	<div style="width: 50%; height: 10px; background-color: #f0e68c;"></div>
Kelly L. McHugh	19	50.00%	<div style="width: 50%; height: 10px; background-color: #d3d3d3;"></div>
Write-In Totals	0	0.00%	<div style="width: 0%; height: 10px; background-color: #d3d3d3;"></div>
Total Votes Cast	38	100.00%	<div style="width: 100%; height: 10px; background-color: #f0e68c;"></div>
Overvotes	0		
Undervotes	4		

Bellmawr District 1

Statistics	TOTAL
Registered Voters - Total	1,527
Registered Voters - NONPARTISAN	544
Registered Voters - DEMOCRAT	709
Registered Voters - REPUBLICAN	274
Ballots Cast - Total	154
Ballots Cast - NONPARTISAN	0
Ballots Cast - DEMOCRAT	123
Ballots Cast - REPUBLICAN	31
Ballots Cast - Blank	0
Voter Turnout - Total	10.09%
Voter Turnout - NONPARTISAN	0.00%
Voter Turnout - DEMOCRAT	17.35%
Voter Turnout - REPUBLICAN	11.31%

DEM Member of State Senate 5th Legislative District Vote For 1

	TOTAL	VOTE %	
Nilsa Cruz-Perez	115	100.00%	<div style="width: 100%; height: 10px; background-color: #f0e68c;"></div>
Write-In Totals	0	0.00%	<div style="width: 0%; height: 10px; background-color: #d3d3d3;"></div>
Total Votes Cast	115	100.00%	<div style="width: 100%; height: 10px; background-color: #f0e68c;"></div>
Overvotes	0		
Undervotes	8		

DEM Members of the General Assembly 5th Legislative District Vote For 2

	TOTAL	VOTE %	
William F. Moen Jr.	117	50.43%	<div style="width: 50.43%; height: 10px; background-color: #f0e68c;"></div>
William W. Spearman	115	49.57%	<div style="width: 49.57%; height: 10px; background-color: #f0e68c;"></div>
Write-In Totals	0	0.00%	<div style="width: 0%; height: 10px; background-color: #d3d3d3;"></div>
Total Votes Cast	232	100.00%	<div style="width: 100%; height: 10px; background-color: #f0e68c;"></div>
Overvotes	0		
Undervotes	14		

DEM Members of the Board of County Commissioners Vote For 2

	TOTAL	VOTE %	
Kate Delany	33	14.60%	<div style="width: 14.60%; height: 10px; background-color: #f0e68c;"></div>
Samuel E. Sweet	23	10.18%	<div style="width: 10.18%; height: 10px; background-color: #f0e68c;"></div>
Louis Cappelli Jr.	87	38.50%	<div style="width: 38.50%; height: 10px; background-color: #f0e68c;"></div>
Jonathan L. Young Sr.	83	36.73%	<div style="width: 36.73%; height: 10px; background-color: #f0e68c;"></div>
Write-In Totals	0	0.00%	<div style="width: 0%; height: 10px; background-color: #d3d3d3;"></div>
Total Votes Cast	226	100.00%	<div style="width: 100%; height: 10px; background-color: #f0e68c;"></div>
Overvotes	12		
Undervotes	8		

Bellmawr District 1

DEM Members of Council Bellmawr Borough

Vote For 2

	TOTAL	VOTE %	
James F. D'Angelo	116	50.66%	<div style="width: 50.66%; background-color: #ffc107;"></div>
Johann L. Fina	113	49.34%	<div style="width: 49.34%; background-color: #ffc107;"></div>
Write-In Totals	0	0.00%	
Total Votes Cast	229	100.00%	<div style="width: 100%; background-color: #ffc107;"></div>
Overvotes	0		
Undervotes	17		

DEM Male Members of County Committee Bellmawr Borough

Vote For 6

	TOTAL	VOTE %	
Raymond Staszak	112	16.47%	<div style="width: 16.47%; background-color: #ffc107;"></div>
Frank Filipek JR.	112	16.47%	<div style="width: 16.47%; background-color: #ffc107;"></div>
Louis DiAngelo	114	16.76%	<div style="width: 16.76%; background-color: #ffc107;"></div>
John Straub	113	16.62%	<div style="width: 16.62%; background-color: #ffc107;"></div>
Michael Kenny	113	16.62%	<div style="width: 16.62%; background-color: #ffc107;"></div>
Eric Hoban	116	17.06%	<div style="width: 17.06%; background-color: #ffc107;"></div>
Write-In Totals	0	0.00%	
Total Votes Cast	680	100.00%	<div style="width: 100%; background-color: #ffc107;"></div>
Overvotes	0		
Undervotes	58		

DEM Female Members of County Committee Bellmawr Borough

Vote For 6

	TOTAL	VOTE %	
Annamarie Stolfo	111	16.35%	<div style="width: 16.35%; background-color: #ffc107;"></div>
Denise Sauter	111	16.35%	<div style="width: 16.35%; background-color: #ffc107;"></div>
Lisa Young	115	16.94%	<div style="width: 16.94%; background-color: #ffc107;"></div>
Jamie Giambanis	115	16.94%	<div style="width: 16.94%; background-color: #ffc107;"></div>
Joyce Jones	112	16.49%	<div style="width: 16.49%; background-color: #ffc107;"></div>
Danielle Hoban	115	16.94%	<div style="width: 16.94%; background-color: #ffc107;"></div>
Write-In Totals	0	0.00%	
Total Votes Cast	679	100.00%	<div style="width: 100%; background-color: #ffc107;"></div>
Overvotes	0		
Undervotes	59		

REP Member of State Senate 5th Legislative District

Vote For 1

	TOTAL	VOTE %	
Clyde E. Cook	31	100.00%	<div style="width: 100%; background-color: #ffc107;"></div>
Write-In Totals	0	0.00%	
Total Votes Cast	31	100.00%	<div style="width: 100%; background-color: #ffc107;"></div>
Overvotes	0		
Undervotes	0		

Bellmawr District 1

REP Members of the General Assembly 5th Legislative District

Vote For 2

	TOTAL	VOTE %	
Joe Miller	31	50.00%	<div style="width: 50%;"><div style="width: 50%;"></div></div>
Yalinda Pagan	31	50.00%	<div style="width: 50%;"><div style="width: 50%;"></div></div>
Write-In Totals	0	0.00%	<div style="width: 0%;"><div style="width: 0%;"></div></div>
Total Votes Cast	62	100.00%	<div style="width: 100%;"><div style="width: 100%;"></div></div>
Overvotes	0		
Undervotes	0		

REP Members of the Board of County Commissioners

Vote For 2

	TOTAL	VOTE %	
Jason Fanning	31	50.00%	<div style="width: 50%;"><div style="width: 50%;"></div></div>
Norman C. Rebel Jr.	31	50.00%	<div style="width: 50%;"><div style="width: 50%;"></div></div>
Write-In Totals	0	0.00%	<div style="width: 0%;"><div style="width: 0%;"></div></div>
Total Votes Cast	62	100.00%	<div style="width: 100%;"><div style="width: 100%;"></div></div>
Overvotes	0		
Undervotes	0		

REP Members of Council Bellmawr Borough




Vote For 2

	TOTAL	VOTE %	
NO PETITION FILED	0	0.00%	<div style="width: 0%;"><div style="width: 0%;"></div></div>
NO PETITION FILED	0	0.00%	<div style="width: 0%;"><div style="width: 0%;"></div></div>
Write-In Totals	1	100.00%	<div style="width: 100%;"><div style="width: 100%;"></div></div>
Total Votes Cast	1	100.00%	<div style="width: 100%;"><div style="width: 100%;"></div></div>
Overvotes	0		
Undervotes	61		





Bellmawr District 2

Statistics	TOTAL
Registered Voters - Total	1,408
Registered Voters - NONPARTISAN	439
Registered Voters - DEMOCRAT	659
Registered Voters - REPUBLICAN	310
Ballots Cast - Total	159
Ballots Cast - NONPARTISAN	0
Ballots Cast - DEMOCRAT	118
Ballots Cast - REPUBLICAN	41
Ballots Cast - Blank	0
Voter Turnout - Total	11.29%
Voter Turnout - NONPARTISAN	0.00%
Voter Turnout - DEMOCRAT	17.91%
Voter Turnout - REPUBLICAN	13.23%







DEM Member of State Senate 5th Legislative District Vote For 1

	TOTAL	VOTE %	
Nilsa Cruz-Perez	103	100.00%	
Write-In Totals	0	0.00%	
Total Votes Cast	103	100.00%	
Overvotes	0		
Undervotes	15		

DEM Members of the General Assembly 5th Legislative District Vote For 2

	TOTAL	VOTE %	
William F. Moen Jr.	102	49.76%	
William W. Spearman	103	50.24%	
Write-In Totals	0	0.00%	
Total Votes Cast	205	100.00%	
Overvotes	0		
Undervotes	31		

DEM Members of the Board of County Commissioners Vote For 2

	TOTAL	VOTE %	
Kate Delany	29	14.50%	
Samuel E. Sweet	18	9.00%	
Louis Cappelli Jr.	79	39.50%	
Jonathan L. Young Sr.	74	37.00%	
Write-In Totals	0	0.00%	
Total Votes Cast	200	100.00%	
Overvotes	14		
Undervotes	22		

Bellmawr District 2

DEM Members of Council Bellmawr Borough

Vote For 2

	TOTAL	VOTE %	
James F. D'Angelo	102	49.04%	<div style="width: 49.04%; background-color: #f0e68c;"></div>
Johann L. Fina	106	50.96%	<div style="width: 50.96%; background-color: #f0e68c;"></div>
Write-In Totals	0	0.00%	
Total Votes Cast	208	100.00%	<div style="width: 100%; background-color: #f0e68c;"></div>
Overvotes	0		
Undervotes	28		

DEM Male Members of County Committee Bellmawr Borough

Vote For 6

	TOTAL	VOTE %	
Raymond Staszak	96	16.41%	<div style="width: 16.41%; background-color: #f0e68c;"></div>
Frank Filipek JR.	95	16.24%	<div style="width: 16.24%; background-color: #f0e68c;"></div>
Louis DiAngelo	101	17.26%	<div style="width: 17.26%; background-color: #f0e68c;"></div>
John Straub	99	16.92%	<div style="width: 16.92%; background-color: #f0e68c;"></div>
Michael Kenny	98	16.75%	<div style="width: 16.75%; background-color: #f0e68c;"></div>
Eric Hoban	96	16.41%	<div style="width: 16.41%; background-color: #f0e68c;"></div>
Write-In Totals	0	0.00%	
Total Votes Cast	585	100.00%	<div style="width: 100%; background-color: #f0e68c;"></div>
Overvotes	0		
Undervotes	123		

DEM Female Members of County Committee Bellmawr Borough

Vote For 6

	TOTAL	VOTE %	
Annamarie Stolfo	105	17.18%	<div style="width: 17.18%; background-color: #f0e68c;"></div>
Denise Sauter	106	17.35%	<div style="width: 17.35%; background-color: #f0e68c;"></div>
Lisa Young	103	16.86%	<div style="width: 16.86%; background-color: #f0e68c;"></div>
Jamie Giambanis	100	16.37%	<div style="width: 16.37%; background-color: #f0e68c;"></div>
Joyce Jones	98	16.04%	<div style="width: 16.04%; background-color: #f0e68c;"></div>
Danielle Hoban	99	16.20%	<div style="width: 16.20%; background-color: #f0e68c;"></div>
Write-In Totals	0	0.00%	
Total Votes Cast	611	100.00%	<div style="width: 100%; background-color: #f0e68c;"></div>
Overvotes	0		
Undervotes	97		

REP Member of State Senate 5th Legislative District

Vote For 1

	TOTAL	VOTE %	
Clyde E. Cook	39	100.00%	<div style="width: 100%; background-color: #f0e68c;"></div>
Write-In Totals	0	0.00%	
Total Votes Cast	39	100.00%	<div style="width: 100%; background-color: #f0e68c;"></div>
Overvotes	0		
Undervotes	2		

Bellmawr District 2

REP Members of the General Assembly 5th Legislative District

Vote For 2

	TOTAL	VOTE %	
Joe Miller	41	51.25%	<div style="width: 51.25%; background-color: #f1c40f;"></div>
Yalinda Pagan	39	48.75%	<div style="width: 48.75%; background-color: #f1c40f;"></div>
Write-In Totals	0	0.00%	
Total Votes Cast	80	100.00%	<div style="width: 100%; background-color: #f1c40f;"></div>
Overvotes	0		
Undervotes	2		

REP Members of the Board of County Commissioners

Vote For 2

	TOTAL	VOTE %	
Jason Fanning	39	50.00%	<div style="width: 50.00%; background-color: #f1c40f;"></div>
Norman C. Rebel Jr.	39	50.00%	<div style="width: 50.00%; background-color: #f1c40f;"></div>
Write-In Totals	0	0.00%	
Total Votes Cast	78	100.00%	<div style="width: 100%; background-color: #f1c40f;"></div>
Overvotes	0		
Undervotes	4		

REP Members of Council Bellmawr Borough

Vote For 2

	TOTAL	VOTE %	
NO PETITION FILED	0		
NO PETITION FILED	0		
Write-In Totals	0		
Total Votes Cast	0		
Overvotes	0		
Undervotes	82		

Bellmawr District 3

Statistics	TOTAL
Registered Voters - Total	1,276
Registered Voters - NONPARTISAN	460
Registered Voters - DEMOCRAT	559
Registered Voters - REPUBLICAN	257
Ballots Cast - Total	100
Ballots Cast - NONPARTISAN	0
Ballots Cast - DEMOCRAT	74
Ballots Cast - REPUBLICAN	26
Ballots Cast - Blank	0
Voter Turnout - Total	7.84%
Voter Turnout - NONPARTISAN	0.00%
Voter Turnout - DEMOCRAT	13.24%
Voter Turnout - REPUBLICAN	10.12%

DEM Member of State Senate 5th Legislative District Vote For 1

	TOTAL	VOTE %
Nilsa Cruz-Perez	65	100.00%
Write-In Totals	0	0.00%
Total Votes Cast	65	100.00%
Overvotes	0	
Undervotes	9	

DEM Members of the General Assembly 5th Legislative District Vote For 2

	TOTAL	VOTE %
William F. Moen Jr.	67	49.63%
William W. Spearman	68	50.37%
Write-In Totals	0	0.00%
Total Votes Cast	135	100.00%
Overvotes	0	
Undervotes	13	

DEM Members of the Board of County Commissioners Vote For 2

	TOTAL	VOTE %
Kate Delany	21	16.54%
Samuel E. Sweet	19	14.96%
Louis Cappelli Jr.	45	35.43%
Jonathan L. Young Sr.	42	33.07%
Write-In Totals	0	0.00%
Total Votes Cast	127	100.00%
Overvotes	10	
Undervotes	11	

Bellmawr District 3

DEM Members of Council Bellmawr Borough

Vote For 2

	TOTAL	VOTE %
James F. D'Angelo	67	49.63%
Johann L. Fina	68	50.37%
Write-In Totals	0	0.00%
Total Votes Cast	135	100.00%
Overvotes	0	
Undervotes	13	

DEM Male Members of County Committee Bellmawr Borough

Vote For 6

	TOTAL	VOTE %
Raymond Staszak	62	16.10%
Frank Filipek JR.	62	16.10%
Louis DiAngelo	66	17.14%
John Straub	65	16.88%
Michael Kenny	66	17.14%
Eric Hoban	64	16.62%
Write-In Totals	0	0.00%
Total Votes Cast	385	100.00%
Overvotes	0	
Undervotes	59	

DEM Female Members of County Committee Bellmawr Borough

Vote For 6

	TOTAL	VOTE %
Annamarie Stolfo	64	16.41%
Denise Sauter	67	17.18%
Lisa Young	65	16.67%
Jamie Giambanis	65	16.67%
Joyce Jones	65	16.67%
Danielle Hoban	64	16.41%
Write-In Totals	0	0.00%
Total Votes Cast	390	100.00%
Overvotes	0	
Undervotes	54	

REP Member of State Senate 5th Legislative District

Vote For 1

	TOTAL	VOTE %
Clyde E. Cook	26	100.00%
Write-In Totals	0	0.00%
Total Votes Cast	26	100.00%
Overvotes	0	
Undervotes	0	

Bellmawr District 3

REP Members of the General Assembly 5th Legislative District

Vote For 2

	TOTAL	VOTE %	
Joe Miller	24	50.00%	<div style="width: 50%;"><div style="width: 50%; background-color: #f0e68c;"></div></div>
Yalinda Pagan	24	50.00%	<div style="width: 50%;"><div style="width: 50%; background-color: #f0e68c;"></div></div>
Write-In Totals	0	0.00%	<div style="width: 0%;"><div style="width: 0%; background-color: #f0e68c;"></div></div>
Total Votes Cast	48	100.00%	<div style="width: 100%;"><div style="width: 100%; background-color: #f0e68c;"></div></div>
Overvotes	0		
Undervotes	4		

REP Members of the Board of County Commissioners

Vote For 2

	TOTAL	VOTE %	
Jason Fanning	25	51.02%	<div style="width: 51.02%;"><div style="width: 51.02%; background-color: #f0e68c;"></div></div>
Norman C. Rebel Jr.	24	48.98%	<div style="width: 48.98%;"><div style="width: 48.98%; background-color: #f0e68c;"></div></div>
Write-In Totals	0	0.00%	<div style="width: 0%;"><div style="width: 0%; background-color: #f0e68c;"></div></div>
Total Votes Cast	49	100.00%	<div style="width: 100%;"><div style="width: 100%; background-color: #f0e68c;"></div></div>
Overvotes	0		
Undervotes	3		

REP Members of Council Bellmawr Borough




Vote For 2

	TOTAL	VOTE %	
NO PETITION FILED	0		
NO PETITION FILED	0		
Write-In Totals	0		
Total Votes Cast	0		
Overvotes	0		
Undervotes	52		





Bellmawr District 4

Statistics	TOTAL
Registered Voters - Total	1,072
Registered Voters - NONPARTISAN	333
Registered Voters - DEMOCRAT	555
Registered Voters - REPUBLICAN	184
Ballots Cast - Total	143
Ballots Cast - NONPARTISAN	0
Ballots Cast - DEMOCRAT	121
Ballots Cast - REPUBLICAN	22
Ballots Cast - Blank	0
Voter Turnout - Total	13.34%
Voter Turnout - NONPARTISAN	0.00%
Voter Turnout - DEMOCRAT	21.80%
Voter Turnout - REPUBLICAN	11.96%







DEM Member of State Senate 5th Legislative District Vote For 1

	TOTAL	VOTE %	
Nilsa Cruz-Perez	102	100.00%	
Write-In Totals	0	0.00%	
Total Votes Cast	102	100.00%	
Overvotes	0		
Undervotes	19		

DEM Members of the General Assembly 5th Legislative District Vote For 2

	TOTAL	VOTE %	
William F. Moen Jr.	107	52.71%	
William W. Spearman	96	47.29%	
Write-In Totals	0	0.00%	
Total Votes Cast	203	100.00%	
Overvotes	0		
Undervotes	39		

DEM Members of the Board of County Commissioners Vote For 2

	TOTAL	VOTE %	
Kate Delany	23	11.00%	
Samuel E. Sweet	19	9.09%	
Louis Cappelli Jr.	89	42.58%	
Jonathan L. Young Sr.	78	37.32%	
Write-In Totals	0	0.00%	
Total Votes Cast	209	100.00%	
Overvotes	6		
Undervotes	27		

Bellmawr District 4

DEM Members of Council Bellmawr Borough

Vote For 2

	TOTAL	VOTE %	
James F. D'Angelo	96	48.98%	<div style="width: 48.98%; background-color: #f0e68c;"></div>
Johann L. Fina	100	51.02%	<div style="width: 51.02%; background-color: #f0e68c;"></div>
Write-In Totals	0	0.00%	
Total Votes Cast	196	100.00%	<div style="width: 100%; background-color: #f0e68c;"></div>
Overvotes	0		
Undervotes	46		

DEM Male Members of County Committee Bellmawr Borough

Vote For 6

	TOTAL	VOTE %	
Raymond Staszak	98	17.01%	<div style="width: 17.01%; background-color: #f0e68c;"></div>
Frank Filipek JR.	96	16.67%	<div style="width: 16.67%; background-color: #f0e68c;"></div>
Louis DiAngelo	98	17.01%	<div style="width: 17.01%; background-color: #f0e68c;"></div>
John Straub	97	16.84%	<div style="width: 16.84%; background-color: #f0e68c;"></div>
Michael Kenny	94	16.32%	<div style="width: 16.32%; background-color: #f0e68c;"></div>
Eric Hoban	93	16.15%	<div style="width: 16.15%; background-color: #f0e68c;"></div>
Write-In Totals	0	0.00%	
Total Votes Cast	576	100.00%	<div style="width: 100%; background-color: #f0e68c;"></div>
Overvotes	0		
Undervotes	150		

DEM Female Members of County Committee Bellmawr Borough

Vote For 6

	TOTAL	VOTE %	
Annamarie Stolfo	100	16.75%	<div style="width: 16.75%; background-color: #f0e68c;"></div>
Denise Sauter	105	17.59%	<div style="width: 17.59%; background-color: #f0e68c;"></div>
Lisa Young	98	16.42%	<div style="width: 16.42%; background-color: #f0e68c;"></div>
Jamie Giambanis	98	16.42%	<div style="width: 16.42%; background-color: #f0e68c;"></div>
Joyce Jones	101	16.92%	<div style="width: 16.92%; background-color: #f0e68c;"></div>
Danielle Hoban	95	15.91%	<div style="width: 15.91%; background-color: #f0e68c;"></div>
Write-In Totals	0	0.00%	
Total Votes Cast	597	100.00%	<div style="width: 100%; background-color: #f0e68c;"></div>
Overvotes	0		
Undervotes	129		

REP Member of State Senate 5th Legislative District

Vote For 1

	TOTAL	VOTE %	
Clyde E. Cook	18	100.00%	<div style="width: 100%; background-color: #f0e68c;"></div>
Write-In Totals	0	0.00%	
Total Votes Cast	18	100.00%	<div style="width: 100%; background-color: #f0e68c;"></div>
Overvotes	0		
Undervotes	4		

Bellmawr District 4

REP Members of the General Assembly 5th Legislative District

Vote For 2

	TOTAL	VOTE %	
Joe Miller	22	50.00%	<div style="width: 50%;"><div style="width: 50%;"></div></div>
Yalinda Pagan	22	50.00%	<div style="width: 50%;"><div style="width: 50%;"></div></div>
Write-In Totals	0	0.00%	<div style="width: 0%;"><div style="width: 0%;"></div></div>
Total Votes Cast	44	100.00%	<div style="width: 100%;"><div style="width: 100%;"></div></div>
Overvotes	0		
Undervotes	0		

REP Members of the Board of County Commissioners

Vote For 2

	TOTAL	VOTE %	
Jason Fanning	22	50.00%	<div style="width: 50%;"><div style="width: 50%;"></div></div>
Norman C. Rebel Jr.	22	50.00%	<div style="width: 50%;"><div style="width: 50%;"></div></div>
Write-In Totals	0	0.00%	<div style="width: 0%;"><div style="width: 0%;"></div></div>
Total Votes Cast	44	100.00%	<div style="width: 100%;"><div style="width: 100%;"></div></div>
Overvotes	0		
Undervotes	0		

REP Members of Council Bellmawr Borough

Vote For 2

	TOTAL	VOTE %	
NO PETITION FILED	0	0.00%	<div style="width: 0%;"><div style="width: 0%;"></div></div>
NO PETITION FILED	0	0.00%	<div style="width: 0%;"><div style="width: 0%;"></div></div>
Write-In Totals	8	100.00%	<div style="width: 100%;"><div style="width: 100%;"></div></div>
Total Votes Cast	8	100.00%	<div style="width: 100%;"><div style="width: 100%;"></div></div>
Overvotes	0		
Undervotes	36		

Bellmawr District 5

Statistics	TOTAL
Registered Voters - Total	1,019
Registered Voters - NONPARTISAN	376
Registered Voters - DEMOCRAT	459
Registered Voters - REPUBLICAN	184
Ballots Cast - Total	81
Ballots Cast - NONPARTISAN	0
Ballots Cast - DEMOCRAT	58
Ballots Cast - REPUBLICAN	23
Ballots Cast - Blank	0
Voter Turnout - Total	7.95%
Voter Turnout - NONPARTISAN	0.00%
Voter Turnout - DEMOCRAT	12.64%
Voter Turnout - REPUBLICAN	12.50%

DEM Member of State Senate 5th Legislative District Vote For 1

	TOTAL	VOTE %	
Nilsa Cruz-Perez	54	100.00%	<div style="width: 100%; height: 10px; background-color: #f0e68c;"></div>
Write-In Totals	0	0.00%	<div style="width: 0%; height: 10px; background-color: #d3d3d3;"></div>
Total Votes Cast	54	100.00%	<div style="width: 100%; height: 10px; background-color: #f0e68c;"></div>
Overvotes	0		
Undervotes	4		

DEM Members of the General Assembly 5th Legislative District Vote For 2

	TOTAL	VOTE %	
William F. Moen Jr.	53	50.48%	<div style="width: 50.48%; height: 10px; background-color: #f0e68c;"></div>
William W. Spearman	52	49.52%	<div style="width: 49.52%; height: 10px; background-color: #d3d3d3;"></div>
Write-In Totals	0	0.00%	<div style="width: 0%; height: 10px; background-color: #d3d3d3;"></div>
Total Votes Cast	105	100.00%	<div style="width: 100%; height: 10px; background-color: #f0e68c;"></div>
Overvotes	0		
Undervotes	11		

DEM Members of the Board of County Commissioners Vote For 2

	TOTAL	VOTE %	
Kate Delany	12	10.91%	<div style="width: 10.91%; height: 10px; background-color: #f0e68c;"></div>
Samuel E. Sweet	11	10.00%	<div style="width: 10.00%; height: 10px; background-color: #d3d3d3;"></div>
Louis Cappelli Jr.	46	41.82%	<div style="width: 41.82%; height: 10px; background-color: #f0e68c;"></div>
Jonathan L. Young Sr.	41	37.27%	<div style="width: 37.27%; height: 10px; background-color: #d3d3d3;"></div>
Write-In Totals	0	0.00%	<div style="width: 0%; height: 10px; background-color: #d3d3d3;"></div>
Total Votes Cast	110	100.00%	<div style="width: 100%; height: 10px; background-color: #f0e68c;"></div>
Overvotes	2		
Undervotes	4		

Bellmawr District 5

DEM Members of Council Bellmawr Borough

Vote For 2

	TOTAL	VOTE %	
James F. D'Angelo	55	50.93%	<div style="width: 50.93%;"><div style="width: 50.93%;"></div></div>
Johann L. Fina	53	49.07%	<div style="width: 49.07%;"><div style="width: 49.07%;"></div></div>
Write-In Totals	0	0.00%	
Total Votes Cast	108	100.00%	<div style="width: 100%;"><div style="width: 100%;"></div></div>
Overvotes	0		
Undervotes	8		

DEM Male Members of County Committee Bellmawr Borough

Vote For 6

	TOTAL	VOTE %	
Raymond Staszak	50	16.23%	<div style="width: 16.23%;"><div style="width: 16.23%;"></div></div>
Frank Filipek JR.	51	16.56%	<div style="width: 16.56%;"><div style="width: 16.56%;"></div></div>
Louis DiAngelo	52	16.88%	<div style="width: 16.88%;"><div style="width: 16.88%;"></div></div>
John Straub	51	16.56%	<div style="width: 16.56%;"><div style="width: 16.56%;"></div></div>
Michael Kenny	51	16.56%	<div style="width: 16.56%;"><div style="width: 16.56%;"></div></div>
Eric Hoban	53	17.21%	<div style="width: 17.21%;"><div style="width: 17.21%;"></div></div>
Write-In Totals	0	0.00%	
Total Votes Cast	308	100.00%	<div style="width: 100%;"><div style="width: 100%;"></div></div>
Overvotes	0		
Undervotes	40		

DEM Female Members of County Committee Bellmawr Borough

Vote For 6

	TOTAL	VOTE %	
Annamarie Stolfo	52	16.46%	<div style="width: 16.46%;"><div style="width: 16.46%;"></div></div>
Denise Sauter	51	16.14%	<div style="width: 16.14%;"><div style="width: 16.14%;"></div></div>
Lisa Young	53	16.77%	<div style="width: 16.77%;"><div style="width: 16.77%;"></div></div>
Jamie Giambanis	54	17.09%	<div style="width: 17.09%;"><div style="width: 17.09%;"></div></div>
Joyce Jones	52	16.46%	<div style="width: 16.46%;"><div style="width: 16.46%;"></div></div>
Danielle Hoban	54	17.09%	<div style="width: 17.09%;"><div style="width: 17.09%;"></div></div>
Write-In Totals	0	0.00%	
Total Votes Cast	316	100.00%	<div style="width: 100%;"><div style="width: 100%;"></div></div>
Overvotes	0		
Undervotes	32		

REP Member of State Senate 5th Legislative District

Vote For 1

	TOTAL	VOTE %	
Clyde E. Cook	21	100.00%	<div style="width: 100%;"><div style="width: 100%;"></div></div>
Write-In Totals	0	0.00%	
Total Votes Cast	21	100.00%	<div style="width: 100%;"><div style="width: 100%;"></div></div>
Overvotes	0		
Undervotes	2		

Bellmawr District 5

REP Members of the General Assembly 5th Legislative District

Vote For 2

	TOTAL	VOTE %	
Joe Miller	22	50.00%	<div style="width: 50%;"><div style="width: 50%;"></div></div>
Yalinda Pagan	22	50.00%	<div style="width: 50%;"><div style="width: 50%;"></div></div>
Write-In Totals	0	0.00%	<div style="width: 0%;"><div style="width: 0%;"></div></div>
Total Votes Cast	44	100.00%	<div style="width: 100%;"><div style="width: 100%;"></div></div>
Overvotes	0		
Undervotes	2		

REP Members of the Board of County Commissioners

Vote For 2

	TOTAL	VOTE %	
Jason Fanning	23	53.49%	<div style="width: 53.49%;"><div style="width: 53.49%;"></div></div>
Norman C. Rebel Jr.	20	46.51%	<div style="width: 46.51%;"><div style="width: 46.51%;"></div></div>
Write-In Totals	0	0.00%	<div style="width: 0%;"><div style="width: 0%;"></div></div>
Total Votes Cast	43	100.00%	<div style="width: 100%;"><div style="width: 100%;"></div></div>
Overvotes	0		
Undervotes	3		

REP Members of Council Bellmawr Borough

Vote For 2




	TOTAL	VOTE %	
NO PETITION FILED	0	0.00%	<div style="width: 0%;"><div style="width: 0%;"></div></div>
NO PETITION FILED	0	0.00%	<div style="width: 0%;"><div style="width: 0%;"></div></div>
Write-In Totals	2	100.00%	<div style="width: 100%;"><div style="width: 100%;"></div></div>
Total Votes Cast	2	100.00%	<div style="width: 100%;"><div style="width: 100%;"></div></div>
Overvotes	0		
Undervotes	44		

Bellmawr District 6

Statistics	TOTAL
Registered Voters - Total	1,239
Registered Voters - NONPARTISAN	455
Registered Voters - DEMOCRAT	574
Registered Voters - REPUBLICAN	210
Ballots Cast - Total	143
Ballots Cast - NONPARTISAN	0
Ballots Cast - DEMOCRAT	127
Ballots Cast - REPUBLICAN	16
Ballots Cast - Blank	1
Voter Turnout - Total	11.54%
Voter Turnout - NONPARTISAN	0.00%
Voter Turnout - DEMOCRAT	22.13%
Voter Turnout - REPUBLICAN	7.62%





DEM Member of State Senate 5th Legislative District

Vote For 1

	TOTAL	VOTE %	
Nilsa Cruz-Perez	117	100.00%	
Write-In Totals	0	0.00%	
Total Votes Cast	117	100.00%	
Overvotes	0		
Undervotes	10		







DEM Members of the General Assembly 5th Legislative District

Vote For 2

	TOTAL	VOTE %	
William F. Moen Jr.	108	49.32%	
William W. Spearman	111	50.68%	
Write-In Totals	0	0.00%	
Total Votes Cast	219	100.00%	
Overvotes	0		
Undervotes	35		

DEM Members of the Board of County Commissioners

Vote For 2

	TOTAL	VOTE %	
Kate Delany	38	17.35%	
Samuel E. Sweet	26	11.87%	
Louis Cappelli Jr.	79	36.07%	
Jonathan L. Young Sr.	76	34.70%	
Write-In Totals	0	0.00%	
Total Votes Cast	219	100.00%	
Overvotes	20		
Undervotes	15		

Bellmawr District 6

DEM Members of Council Bellmawr Borough

Vote For 2

	TOTAL	VOTE %	
James F. D'Angelo	120	50.85%	<div style="width: 50.85%;"><div style="width: 50.85%;"></div></div>
Johann L. Fina	116	49.15%	<div style="width: 49.15%;"><div style="width: 49.15%;"></div></div>
Write-In Totals	0	0.00%	
Total Votes Cast	236	100.00%	<div style="width: 100%;"><div style="width: 100%;"></div></div>
Overvotes	0		
Undervotes	18		

DEM Male Members of County Committee Bellmawr Borough

Vote For 6

	TOTAL	VOTE %	
Raymond Staszak	105	16.15%	<div style="width: 16.15%;"><div style="width: 16.15%;"></div></div>
Frank Filipek JR.	107	16.46%	<div style="width: 16.46%;"><div style="width: 16.46%;"></div></div>
Louis DiAngelo	113	17.38%	<div style="width: 17.38%;"><div style="width: 17.38%;"></div></div>
John Straub	108	16.62%	<div style="width: 16.62%;"><div style="width: 16.62%;"></div></div>
Michael Kenny	110	16.92%	<div style="width: 16.92%;"><div style="width: 16.92%;"></div></div>
Eric Hoban	107	16.46%	<div style="width: 16.46%;"><div style="width: 16.46%;"></div></div>
Write-In Totals	0	0.00%	
Total Votes Cast	650	100.00%	<div style="width: 100%;"><div style="width: 100%;"></div></div>
Overvotes	0		
Undervotes	112		

DEM Female Members of County Committee Bellmawr Borough

Vote For 6

	TOTAL	VOTE %	
Annamarie Stolfo	109	16.37%	<div style="width: 16.37%;"><div style="width: 16.37%;"></div></div>
Denise Sauter	113	16.97%	<div style="width: 16.97%;"><div style="width: 16.97%;"></div></div>
Lisa Young	110	16.52%	<div style="width: 16.52%;"><div style="width: 16.52%;"></div></div>
Jamie Giambanis	111	16.67%	<div style="width: 16.67%;"><div style="width: 16.67%;"></div></div>
Joyce Jones	112	16.82%	<div style="width: 16.82%;"><div style="width: 16.82%;"></div></div>
Danielle Hoban	111	16.67%	<div style="width: 16.67%;"><div style="width: 16.67%;"></div></div>
Write-In Totals	0	0.00%	
Total Votes Cast	666	100.00%	<div style="width: 100%;"><div style="width: 100%;"></div></div>
Overvotes	0		
Undervotes	96		

REP Member of State Senate 5th Legislative District

Vote For 1

	TOTAL	VOTE %	
Clyde E. Cook	16	100.00%	<div style="width: 100%;"><div style="width: 100%;"></div></div>
Write-In Totals	0	0.00%	
Total Votes Cast	16	100.00%	<div style="width: 100%;"><div style="width: 100%;"></div></div>
Overvotes	0		
Undervotes	0		

Bellmawr District 6

REP Members of the General Assembly 5th Legislative District

Vote For 2

	TOTAL	VOTE %	
Joe Miller	16	51.61%	<div style="width: 51.61%; background-color: #f1c40f;"></div>
Yalinda Pagan	15	48.39%	<div style="width: 48.39%; background-color: #f1c40f;"></div>
Write-In Totals	0	0.00%	
Total Votes Cast	31	100.00%	<div style="width: 100%; background-color: #f1c40f;"></div>
Overvotes	0		
Undervotes	1		

REP Members of the Board of County Commissioners

Vote For 2

	TOTAL	VOTE %	
Jason Fanning	15	51.72%	<div style="width: 51.72%; background-color: #f1c40f;"></div>
Norman C. Rebel Jr.	14	48.28%	<div style="width: 48.28%; background-color: #f1c40f;"></div>
Write-In Totals	0	0.00%	
Total Votes Cast	29	100.00%	<div style="width: 100%; background-color: #f1c40f;"></div>
Overvotes	0		
Undervotes	3		

REP Members of Council Bellmawr Borough




Vote For 2

	TOTAL	VOTE %	
NO PETITION FILED	0		
NO PETITION FILED	0		
Write-In Totals	0		
Total Votes Cast	0		
Overvotes	0		
Undervotes	32		





Bellmawr District 7

Statistics	TOTAL
Registered Voters - Total	969
Registered Voters - NONPARTISAN	341
Registered Voters - DEMOCRAT	434
Registered Voters - REPUBLICAN	194
Ballots Cast - Total	106
Ballots Cast - NONPARTISAN	0
Ballots Cast - DEMOCRAT	82
Ballots Cast - REPUBLICAN	24
Ballots Cast - Blank	0
Voter Turnout - Total	10.94%
Voter Turnout - NONPARTISAN	0.00%
Voter Turnout - DEMOCRAT	18.89%
Voter Turnout - REPUBLICAN	12.37%







DEM Member of State Senate 5th Legislative District Vote For 1

	TOTAL	VOTE %	
Nilsa Cruz-Perez	75	100.00%	
Write-In Totals	0	0.00%	
Total Votes Cast	75	100.00%	
Overvotes	0		
Undervotes	7		

DEM Members of the General Assembly 5th Legislative District Vote For 2

	TOTAL	VOTE %	
William F. Moen Jr.	68	50.00%	
William W. Spearman	68	50.00%	
Write-In Totals	0	0.00%	
Total Votes Cast	136	100.00%	
Overvotes	0		
Undervotes	28		

DEM Members of the Board of County Commissioners Vote For 2

	TOTAL	VOTE %	
Kate Delany	16	11.76%	
Samuel E. Sweet	10	7.35%	
Louis Cappelli Jr.	55	40.44%	
Jonathan L. Young Sr.	55	40.44%	
Write-In Totals	0	0.00%	
Total Votes Cast	136	100.00%	
Overvotes	8		
Undervotes	20		

Bellmawr District 7

DEM Members of Council Bellmawr Borough

Vote For 2

	TOTAL	VOTE %	
James F. D'Angelo	73	51.41%	<div style="width: 51.41%;"><div style="width: 51.41%;"></div></div>
Johann L. Fina	69	48.59%	<div style="width: 48.59%;"><div style="width: 48.59%;"></div></div>
Write-In Totals	0	0.00%	
Total Votes Cast	142	100.00%	<div style="width: 100%;"><div style="width: 100%;"></div></div>
Overvotes	0		
Undervotes	22		

DEM Male Members of County Committee Bellmawr Borough

Vote For 6

	TOTAL	VOTE %	
Raymond Staszak	66	16.02%	<div style="width: 16.02%;"><div style="width: 16.02%;"></div></div>
Frank Filipek JR.	66	16.02%	<div style="width: 16.02%;"><div style="width: 16.02%;"></div></div>
Louis DiAngelo	72	17.48%	<div style="width: 17.48%;"><div style="width: 17.48%;"></div></div>
John Straub	70	16.99%	<div style="width: 16.99%;"><div style="width: 16.99%;"></div></div>
Michael Kenny	69	16.75%	<div style="width: 16.75%;"><div style="width: 16.75%;"></div></div>
Eric Hoban	69	16.75%	<div style="width: 16.75%;"><div style="width: 16.75%;"></div></div>
Write-In Totals	0	0.00%	
Total Votes Cast	412	100.00%	<div style="width: 100%;"><div style="width: 100%;"></div></div>
Overvotes	0		
Undervotes	80		

DEM Female Members of County Committee Bellmawr Borough

Vote For 6

	TOTAL	VOTE %	
Annamarie Stolfo	69	16.59%	<div style="width: 16.59%;"><div style="width: 16.59%;"></div></div>
Denise Sauter	67	16.11%	<div style="width: 16.11%;"><div style="width: 16.11%;"></div></div>
Lisa Young	73	17.55%	<div style="width: 17.55%;"><div style="width: 17.55%;"></div></div>
Jamie Giambanis	68	16.35%	<div style="width: 16.35%;"><div style="width: 16.35%;"></div></div>
Joyce Jones	68	16.35%	<div style="width: 16.35%;"><div style="width: 16.35%;"></div></div>
Danielle Hoban	70	16.83%	<div style="width: 16.83%;"><div style="width: 16.83%;"></div></div>
Write-In Totals	1	0.24%	<div style="width: 0.24%;"><div style="width: 0.24%;"></div></div>
Total Votes Cast	416	100.00%	<div style="width: 100%;"><div style="width: 100%;"></div></div>
Overvotes	0		
Undervotes	76		

REP Member of State Senate 5th Legislative District





Vote For 1

	TOTAL	VOTE %	
Clyde E. Cook	23	95.83%	<div style="width: 95.83%;"><div style="width: 95.83%;"></div></div>
Write-In Totals	1	4.17%	<div style="width: 4.17%;"><div style="width: 4.17%;"></div></div>
Total Votes Cast	24	100.00%	<div style="width: 100%;"><div style="width: 100%;"></div></div>
Overvotes	0		
Undervotes	0		

Bellmawr District 7





REP Members of the General Assembly 5th Legislative District

Vote For 2

	TOTAL	VOTE %	
Joe Miller	23	50.00%	
Yalinda Pagan	21	45.65%	
Write-In Totals	2	4.35%	
Total Votes Cast	46	100.00%	
Overvotes	0		
Undervotes	2		

REP Members of the Board of County Commissioners

Vote For 2

	TOTAL	VOTE %	
Jason Fanning	22	47.83%	
Norman C. Rebel Jr.	22	47.83%	
Write-In Totals	2	4.35%	
Total Votes Cast	46	100.00%	
Overvotes	0		
Undervotes	2		

REP Members of Council Bellmawr Borough

Vote For 2

	TOTAL	VOTE %
NO PETITION FILED	0	
NO PETITION FILED	0	
Write-In Totals	0	
Total Votes Cast	0	
Overvotes	0	
Undervotes	48	

Berlin Boro District 1

Statistics	TOTAL
Registered Voters - Total	1,374
Registered Voters - NONPARTISAN	541
Registered Voters - DEMOCRAT	494
Registered Voters - REPUBLICAN	339
Ballots Cast - Total	96
Ballots Cast - NONPARTISAN	0
Ballots Cast - DEMOCRAT	65
Ballots Cast - REPUBLICAN	31
Ballots Cast - Blank	1
Voter Turnout - Total	6.99%
Voter Turnout - NONPARTISAN	0.00%
Voter Turnout - DEMOCRAT	13.16%
Voter Turnout - REPUBLICAN	9.14%

DEM Member of State Senate 6th Legislative District Vote For 1

	TOTAL	VOTE %
James Beach	59	98.33%
Write-In Totals	1	1.67%
Total Votes Cast	60	100.00%
Overvotes	0	
Undervotes	5	

DEM Members of the General Assembly 6th Legislative District Vote For 2

	TOTAL	VOTE %
Louis D. Greenwald	57	50.44%
Pamela R. Lampitt	56	49.56%
Write-In Totals	0	0.00%
Total Votes Cast	113	100.00%
Overvotes	0	
Undervotes	17	

DEM Members of the Board of County Commissioners Vote For 2

	TOTAL	VOTE %
Kate Delany	23	20.00%
Samuel E. Sweet	18	15.65%
Louis Cappelli Jr.	38	33.04%
Jonathan L. Young Sr.	36	31.30%
Write-In Totals	0	0.00%
Total Votes Cast	115	100.00%
Overvotes	10	
Undervotes	5	

Berlin Boro District 1

DEM Mayor Berlin Borough

Vote For 1

	TOTAL	VOTE %
NO PETITION FILED	0	
Write-In Totals	0	
Total Votes Cast	0	
Overvotes	0	
Undervotes	65	

DEM Members of Council Berlin Borough

Vote For 2

	TOTAL	VOTE %
NO PETITION FILED	0	
NO PETITION FILED	0	
Write-In Totals	0	
Total Votes Cast	0	
Overvotes	0	
Undervotes	130	

DEM Male Members of County Committee Berlin Borough

Vote For 3

	TOTAL	VOTE %
Donald Craig	57	32.95%
John McPeak	55	31.79%
William Caruso	58	33.53%
Write-In Totals	3	1.73%
Total Votes Cast	173	100.00%
Overvotes	0	
Undervotes	22	

DEM Female Members of County Committee Berlin Borough

Vote For 3

	TOTAL	VOTE %
Eileen Craig	57	33.14%
Chris Earle	55	31.98%
Mary Page	57	33.14%
Write-In Totals	3	1.74%
Total Votes Cast	172	100.00%
Overvotes	0	
Undervotes	23	

Berlin Boro District 1





REP Member of State Senate 6th Legislative District

Vote For 1

	TOTAL	VOTE %
NO PETITION FILED	0	
Write-In Totals	0	
Total Votes Cast	0	
Overvotes	0	
Undervotes	31	





REP Members of the General Assembly 6th Legislative District

Vote For 2

	TOTAL	VOTE %
Daniel M. Kenny	31	53.45% 
Danielle M. Barry	27	46.55% 
Write-In Totals	0	0.00% 
Total Votes Cast	58	100.00% 
Overvotes	0	
Undervotes	4	




REP Members of the Board of County Commissioners

Vote For 2

	TOTAL	VOTE %
Jason Fanning	29	50.88% 
Norman C. Rebel Jr.	28	49.12% 
Write-In Totals	0	0.00% 
Total Votes Cast	57	100.00% 
Overvotes	0	
Undervotes	5	

REP Mayor Berlin Borough

Vote For 1

	TOTAL	VOTE %
NO PETITION FILED	0	0.00% 
Write-In Totals	1	100.00% 
Total Votes Cast	1	100.00% 
Overvotes	0	
Undervotes	30	

REP Members of Council Berlin Borough




Vote For 2

	TOTAL	VOTE %
NO PETITION FILED	0	
NO PETITION FILED	0	
Write-In Totals	0	
Total Votes Cast	0	
Overvotes	0	
Undervotes	62	





Berlin Boro District 2

Statistics	TOTAL
Registered Voters - Total	1,423
Registered Voters - NONPARTISAN	575
Registered Voters - DEMOCRAT	455
Registered Voters - REPUBLICAN	393
Ballots Cast - Total	131
Ballots Cast - NONPARTISAN	0
Ballots Cast - DEMOCRAT	84
Ballots Cast - REPUBLICAN	47
Ballots Cast - Blank	0
Voter Turnout - Total	9.21%
Voter Turnout - NONPARTISAN	0.00%
Voter Turnout - DEMOCRAT	18.46%
Voter Turnout - REPUBLICAN	11.96%







DEM Member of State Senate 6th Legislative District Vote For 1

	TOTAL	VOTE %	
James Beach	76	100.00%	
Write-In Totals	0	0.00%	
Total Votes Cast	76	100.00%	
Overvotes	0		
Undervotes	8		

DEM Members of the General Assembly 6th Legislative District Vote For 2

	TOTAL	VOTE %	
Louis D. Greenwald	73	49.32%	
Pamela R. Lampitt	75	50.68%	
Write-In Totals	0	0.00%	
Total Votes Cast	148	100.00%	
Overvotes	0		
Undervotes	20		

DEM Members of the Board of County Commissioners Vote For 2

	TOTAL	VOTE %	
Kate Delany	27	18.12%	
Samuel E. Sweet	17	11.41%	
Louis Cappelli Jr.	55	36.91%	
Jonathan L. Young Sr.	50	33.56%	
Write-In Totals	0	0.00%	
Total Votes Cast	149	100.00%	
Overvotes	8		
Undervotes	11		

Berlin Boro District 2

DEM Mayor Berlin Borough

Vote For 1

	TOTAL	VOTE %	
NO PETITION FILED	0	0.00%	<div style="width: 0%;"></div>
Write-In Totals	1	100.00%	<div style="width: 100%;"></div>
Total Votes Cast	1	100.00%	<div style="width: 100%;"></div>
Overvotes	0		
Undervotes	83		

DEM Members of Council Berlin Borough

Vote For 2

	TOTAL	VOTE %	
NO PETITION FILED	0		
NO PETITION FILED	0		
Write-In Totals	0		
Total Votes Cast	0		
Overvotes	0		
Undervotes	168		

DEM Male Members of County Committee Berlin Borough

Vote For 3

	TOTAL	VOTE %	
Donald Craig	78	33.77%	<div style="width: 33.77%;"></div>
John McPeak	76	32.90%	<div style="width: 32.90%;"></div>
William Caruso	77	33.33%	<div style="width: 33.33%;"></div>
Write-In Totals	0	0.00%	<div style="width: 0%;"></div>
Total Votes Cast	231	100.00%	<div style="width: 100%;"></div>
Overvotes	0		
Undervotes	21		

DEM Female Members of County Committee Berlin Borough

Vote For 3

	TOTAL	VOTE %	
Eileen Craig	76	32.90%	<div style="width: 32.90%;"></div>
Chris Earle	76	32.90%	<div style="width: 32.90%;"></div>
Mary Page	79	34.20%	<div style="width: 34.20%;"></div>
Write-In Totals	0	0.00%	<div style="width: 0%;"></div>
Total Votes Cast	231	100.00%	<div style="width: 100%;"></div>
Overvotes	0		
Undervotes	21		

Berlin Boro District 2

REP Member of State Senate 6th Legislative District

Vote For 1

	TOTAL	VOTE %	
NO PETITION FILED	0	0.00%	<div style="width: 0%; background-color: #cccccc;"></div>
Write-In Totals	4	100.00%	<div style="width: 100%; background-color: #f1c40f;"></div>
Total Votes Cast	4	100.00%	<div style="width: 100%; background-color: #f1c40f;"></div>
Overvotes	0		
Undervotes	43		

REP Members of the General Assembly 6th Legislative District

Vote For 2

	TOTAL	VOTE %	
Daniel M. Kenny	46	50.55%	<div style="width: 50.55%; background-color: #f1c40f;"></div>
Danielle M. Barry	43	47.25%	<div style="width: 47.25%; background-color: #f1c40f;"></div>
Write-In Totals	2	2.20%	<div style="width: 2.20%; background-color: #f1c40f;"></div>
Total Votes Cast	91	100.00%	<div style="width: 100%; background-color: #f1c40f;"></div>
Overvotes	0		
Undervotes	3		

REP Members of the Board of County Commissioners

Vote For 2

	TOTAL	VOTE %	
Jason Fanning	45	51.14%	<div style="width: 51.14%; background-color: #f1c40f;"></div>
Norman C. Rebel Jr.	41	46.59%	<div style="width: 46.59%; background-color: #f1c40f;"></div>
Write-In Totals	2	2.27%	<div style="width: 2.27%; background-color: #f1c40f;"></div>
Total Votes Cast	88	100.00%	<div style="width: 100%; background-color: #f1c40f;"></div>
Overvotes	0		
Undervotes	6		

REP Mayor Berlin Borough

Vote For 1

	TOTAL	VOTE %	
NO PETITION FILED	0	0.00%	<div style="width: 0%; background-color: #cccccc;"></div>
Write-In Totals	2	100.00%	<div style="width: 100%; background-color: #f1c40f;"></div>
Total Votes Cast	2	100.00%	<div style="width: 100%; background-color: #f1c40f;"></div>
Overvotes	0		
Undervotes	45		

REP Members of Council Berlin Borough

Vote For 2

	TOTAL	VOTE %	
NO PETITION FILED	0	0.00%	<div style="width: 0%; background-color: #cccccc;"></div>
NO PETITION FILED	0	0.00%	<div style="width: 0%; background-color: #cccccc;"></div>
Write-In Totals	1	100.00%	<div style="width: 100%; background-color: #f1c40f;"></div>
Total Votes Cast	1	100.00%	<div style="width: 100%; background-color: #f1c40f;"></div>
Overvotes	0		
Undervotes	93		

Berlin Boro District 3

Statistics	TOTAL
Registered Voters - Total	1,495
Registered Voters - NONPARTISAN	576
Registered Voters - DEMOCRAT	525
Registered Voters - REPUBLICAN	394
Ballots Cast - Total	144
Ballots Cast - NONPARTISAN	0
Ballots Cast - DEMOCRAT	111
Ballots Cast - REPUBLICAN	33
Ballots Cast - Blank	0
Voter Turnout - Total	9.63%
Voter Turnout - NONPARTISAN	0.00%
Voter Turnout - DEMOCRAT	21.14%
Voter Turnout - REPUBLICAN	8.38%

DEM Member of State Senate 6th Legislative District Vote For 1

	TOTAL	VOTE %
James Beach	100	100.00%
Write-In Totals	0	0.00%
Total Votes Cast	100	100.00%
Overvotes	0	
Undervotes	11	

DEM Members of the General Assembly 6th Legislative District Vote For 2

	TOTAL	VOTE %
Louis D. Greenwald	97	50.79%
Pamela R. Lampitt	94	49.21%
Write-In Totals	0	0.00%
Total Votes Cast	191	100.00%
Overvotes	0	
Undervotes	31	

DEM Members of the Board of County Commissioners Vote For 2

	TOTAL	VOTE %
Kate Delany	30	14.71%
Samuel E. Sweet	23	11.27%
Louis Cappelli Jr.	81	39.71%
Jonathan L. Young Sr.	70	34.31%
Write-In Totals	0	0.00%
Total Votes Cast	204	100.00%
Overvotes	12	
Undervotes	6	

Berlin Boro District 3

DEM Mayor Berlin Borough

Vote For 1

	TOTAL	VOTE %	
NO PETITION FILED	0	0.00%	<div style="width: 0%;"></div>
Write-In Totals	1	100.00%	<div style="width: 100%;"></div>
Total Votes Cast	1	100.00%	<div style="width: 100%;"></div>
Overvotes	0		
Undervotes	110		

DEM Members of Council Berlin Borough

Vote For 2

	TOTAL	VOTE %	
NO PETITION FILED	0		
NO PETITION FILED	0		
Write-In Totals	0		
Total Votes Cast	0		
Overvotes	0		
Undervotes	222		

DEM Male Members of County Committee Berlin Borough

Vote For 3

	TOTAL	VOTE %	
Donald Craig	95	33.33%	<div style="width: 33.33%;"></div>
John McPeak	93	32.63%	<div style="width: 32.63%;"></div>
William Caruso	97	34.04%	<div style="width: 34.04%;"></div>
Write-In Totals	0	0.00%	<div style="width: 0%;"></div>
Total Votes Cast	285	100.00%	<div style="width: 100%;"></div>
Overvotes	0		
Undervotes	48		

DEM Female Members of County Committee Berlin Borough

Vote For 3

	TOTAL	VOTE %	
Eileen Craig	100	34.01%	<div style="width: 34.01%;"></div>
Chris Earle	92	31.29%	<div style="width: 31.29%;"></div>
Mary Page	102	34.69%	<div style="width: 34.69%;"></div>
Write-In Totals	0	0.00%	<div style="width: 0%;"></div>
Total Votes Cast	294	100.00%	<div style="width: 100%;"></div>
Overvotes	0		
Undervotes	39		

Berlin Boro District 3





REP Member of State Senate 6th Legislative District

Vote For 1

	TOTAL	VOTE %
NO PETITION FILED	0	
Write-In Totals	0	
Total Votes Cast	0	
Overvotes	0	
Undervotes	33	





REP Members of the General Assembly 6th Legislative District

Vote For 2

	TOTAL	VOTE %
Daniel M. Kenny	32	50.00% 
Danielle M. Barry	32	50.00% 
Write-In Totals	0	0.00% 
Total Votes Cast	64	100.00% 
Overvotes	0	
Undervotes	2	

REP Members of the Board of County Commissioners

Vote For 2

	TOTAL	VOTE %
Jason Fanning	33	50.77% 
Norman C. Rebel Jr.	32	49.23% 
Write-In Totals	0	0.00% 
Total Votes Cast	65	100.00% 
Overvotes	0	
Undervotes	1	

REP Mayor Berlin Borough

Vote For 1

	TOTAL	VOTE %
NO PETITION FILED	0	
Write-In Totals	0	
Total Votes Cast	0	
Overvotes	0	
Undervotes	33	

REP Members of Council Berlin Borough




Vote For 2

	TOTAL	VOTE %
NO PETITION FILED	0	
NO PETITION FILED	0	
Write-In Totals	0	
Total Votes Cast	0	
Overvotes	0	
Undervotes	66	





Berlin Boro District 4

Statistics	TOTAL
Registered Voters - Total	1,349
Registered Voters - NONPARTISAN	556
Registered Voters - DEMOCRAT	434
Registered Voters - REPUBLICAN	359
Ballots Cast - Total	113
Ballots Cast - NONPARTISAN	0
Ballots Cast - DEMOCRAT	76
Ballots Cast - REPUBLICAN	37
Ballots Cast - Blank	0
Voter Turnout - Total	8.38%
Voter Turnout - NONPARTISAN	0.00%
Voter Turnout - DEMOCRAT	17.51%
Voter Turnout - REPUBLICAN	10.31%







DEM Member of State Senate 6th Legislative District Vote For 1

	TOTAL	VOTE %	
James Beach	70	100.00%	
Write-In Totals	0	0.00%	
Total Votes Cast	70	100.00%	
Overvotes	0		
Undervotes	6		

DEM Members of the General Assembly 6th Legislative District Vote For 2

	TOTAL	VOTE %	
Louis D. Greenwald	71	51.08%	
Pamela R. Lampitt	68	48.92%	
Write-In Totals	0	0.00%	
Total Votes Cast	139	100.00%	
Overvotes	0		
Undervotes	13		

DEM Members of the Board of County Commissioners Vote For 2

	TOTAL	VOTE %	
Kate Delany	23	16.55%	
Samuel E. Sweet	22	15.83%	
Louis Cappelli Jr.	49	35.25%	
Jonathan L. Young Sr.	45	32.37%	
Write-In Totals	0	0.00%	
Total Votes Cast	139	100.00%	
Overvotes	10		
Undervotes	3		

Berlin Boro District 4

DEM Mayor Berlin Borough

Vote For 1

	TOTAL	VOTE %
NO PETITION FILED	0	
Write-In Totals	0	
Total Votes Cast	0	
Overvotes	0	
Undervotes	76	






DEM Members of Council Berlin Borough

Vote For 2

	TOTAL	VOTE %
NO PETITION FILED	0	
NO PETITION FILED	0	
Write-In Totals	0	
Total Votes Cast	0	
Overvotes	0	
Undervotes	152	






DEM Male Members of County Committee Berlin Borough

Vote For 3

	TOTAL	VOTE %
Donald Craig	72	33.80% 
John McPeak	69	32.39% 
William Caruso	72	33.80% 
Write-In Totals	0	0.00% 
Total Votes Cast	213	100.00% 
Overvotes	0	
Undervotes	15	

DEM Female Members of County Committee Berlin Borough

Vote For 3

	TOTAL	VOTE %
Eileen Craig	70	32.86% 
Chris Earle	71	33.33% 
Mary Page	72	33.80% 
Write-In Totals	0	0.00% 
Total Votes Cast	213	100.00% 
Overvotes	0	
Undervotes	15	

Berlin Boro District 4

REP Member of State Senate 6th Legislative District

Vote For 1

	TOTAL	VOTE %	
NO PETITION FILED	0	0.00%	<div style="width: 0%;"></div>
Write-In Totals	1	100.00%	<div style="width: 100%;"></div>
Total Votes Cast	1	100.00%	<div style="width: 100%;"></div>
Overvotes	0		
Undervotes	36		

REP Members of the General Assembly 6th Legislative District

Vote For 2

	TOTAL	VOTE %	
Daniel M. Kenny	36	50.70%	<div style="width: 50.70%;"></div>
Danielle M. Barry	35	49.30%	<div style="width: 49.30%;"></div>
Write-In Totals	0	0.00%	<div style="width: 0%;"></div>
Total Votes Cast	71	100.00%	<div style="width: 100%;"></div>
Overvotes	0		
Undervotes	3		

REP Members of the Board of County Commissioners

Vote For 2

	TOTAL	VOTE %	
Jason Fanning	36	50.70%	<div style="width: 50.70%;"></div>
Norman C. Rebel Jr.	35	49.30%	<div style="width: 49.30%;"></div>
Write-In Totals	0	0.00%	<div style="width: 0%;"></div>
Total Votes Cast	71	100.00%	<div style="width: 100%;"></div>
Overvotes	0		
Undervotes	3		

REP Mayor Berlin Borough

Vote For 1

	TOTAL	VOTE %	
NO PETITION FILED	0		
Write-In Totals	0		
Total Votes Cast	0		
Overvotes	0		
Undervotes	37		

REP Members of Council Berlin Borough




Vote For 2

	TOTAL	VOTE %	
NO PETITION FILED	0	0.00%	<div style="width: 0%;"></div>
NO PETITION FILED	0	0.00%	<div style="width: 0%;"></div>
Write-In Totals	2	100.00%	<div style="width: 100%;"></div>
Total Votes Cast	2	100.00%	<div style="width: 100%;"></div>
Overvotes	0		
Undervotes	72		





Berlin Boro District 5

Statistics	TOTAL
Registered Voters - Total	705
Registered Voters - NONPARTISAN	273
Registered Voters - DEMOCRAT	239
Registered Voters - REPUBLICAN	193
Ballots Cast - Total	51
Ballots Cast - NONPARTISAN	0
Ballots Cast - DEMOCRAT	34
Ballots Cast - REPUBLICAN	17
Ballots Cast - Blank	0
Voter Turnout - Total	7.23%
Voter Turnout - NONPARTISAN	0.00%
Voter Turnout - DEMOCRAT	14.23%
Voter Turnout - REPUBLICAN	8.81%







DEM Member of State Senate 6th Legislative District Vote For 1

	TOTAL	VOTE %	
James Beach	32	100.00%	
Write-In Totals	0	0.00%	
Total Votes Cast	32	100.00%	
Overvotes	0		
Undervotes	2		

DEM Members of the General Assembly 6th Legislative District Vote For 2

	TOTAL	VOTE %	
Louis D. Greenwald	32	50.79%	
Pamela R. Lampitt	31	49.21%	
Write-In Totals	0	0.00%	
Total Votes Cast	63	100.00%	
Overvotes	0		
Undervotes	5		

DEM Members of the Board of County Commissioners Vote For 2

	TOTAL	VOTE %	
Kate Delany	9	14.06%	
Samuel E. Sweet	7	10.94%	
Louis Cappelli Jr.	26	40.62%	
Jonathan L. Young Sr.	22	34.38%	
Write-In Totals	0	0.00%	
Total Votes Cast	64	100.00%	
Overvotes	2		
Undervotes	2		

Berlin Boro District 5

DEM Mayor Berlin Borough

Vote For 1

	TOTAL	VOTE %
NO PETITION FILED	0	
Write-In Totals	0	
Total Votes Cast	0	
Overvotes	0	
Undervotes	34	






DEM Members of Council Berlin Borough

Vote For 2

	TOTAL	VOTE %
NO PETITION FILED	0	
NO PETITION FILED	0	
Write-In Totals	0	
Total Votes Cast	0	
Overvotes	0	
Undervotes	68	






DEM Male Members of County Committee Berlin Borough

Vote For 3

	TOTAL	VOTE %
Donald Craig	31	33.33% 
John McPeak	31	33.33% 
William Caruso	31	33.33% 
Write-In Totals	0	0.00% 
Total Votes Cast	93	100.00% 
Overvotes	0	
Undervotes	9	

DEM Female Members of County Committee Berlin Borough

Vote For 3

	TOTAL	VOTE %
Eileen Craig	30	32.26% 
Chris Earle	31	33.33% 
Mary Page	32	34.41% 
Write-In Totals	0	0.00% 
Total Votes Cast	93	100.00% 
Overvotes	0	
Undervotes	9	

Berlin Boro District 5




REP Member of State Senate 6th Legislative District

Vote For 1

	TOTAL	VOTE %
NO PETITION FILED	0	
Write-In Totals	0	
Total Votes Cast	0	
Overvotes	0	
Undervotes	17	




REP Members of the General Assembly 6th Legislative District

Vote For 2

	TOTAL	VOTE %
Daniel M. Kenny	17	50.00% 
Danielle M. Barry	17	50.00% 
Write-In Totals	0	0.00%
Total Votes Cast	34	100.00% 
Overvotes	0	
Undervotes	0	

REP Members of the Board of County Commissioners

Vote For 2

	TOTAL	VOTE %
Jason Fanning	17	50.00% 
Norman C. Rebel Jr.	17	50.00% 
Write-In Totals	0	0.00%
Total Votes Cast	34	100.00% 
Overvotes	0	
Undervotes	0	

REP Mayor Berlin Borough

Vote For 1

	TOTAL	VOTE %
NO PETITION FILED	0	
Write-In Totals	0	
Total Votes Cast	0	
Overvotes	0	
Undervotes	17	

REP Members of Council Berlin Borough




Vote For 2

	TOTAL	VOTE %
NO PETITION FILED	0	
NO PETITION FILED	0	
Write-In Totals	0	
Total Votes Cast	0	
Overvotes	0	
Undervotes	34	





Berlin Twp District 1

Statistics	TOTAL
Registered Voters - Total	1,814
Registered Voters - NONPARTISAN	560
Registered Voters - DEMOCRAT	814
Registered Voters - REPUBLICAN	440
Ballots Cast - Total	333
Ballots Cast - NONPARTISAN	0
Ballots Cast - DEMOCRAT	252
Ballots Cast - REPUBLICAN	81
Ballots Cast - Blank	0
Voter Turnout - Total	18.36%
Voter Turnout - NONPARTISAN	0.00%
Voter Turnout - DEMOCRAT	30.96%
Voter Turnout - REPUBLICAN	18.41%







DEM Member of State Senate 6th Legislative District Vote For 1

	TOTAL	VOTE %	
James Beach	234	100.00%	
Write-In Totals	0	0.00%	
Total Votes Cast	234	100.00%	
Overvotes	0		
Undervotes	18		

DEM Members of the General Assembly 6th Legislative District Vote For 2

	TOTAL	VOTE %	
Louis D. Greenwald	239	50.64%	
Pamela R. Lampitt	231	48.94%	
Write-In Totals	2	0.42%	
Total Votes Cast	472	100.00%	
Overvotes	0		
Undervotes	32		

DEM Members of the Board of County Commissioners Vote For 2

	TOTAL	VOTE %	
Kate Delany	59	13.44%	
Samuel E. Sweet	42	9.57%	
Louis Cappelli Jr.	172	39.18%	
Jonathan L. Young Sr.	166	37.81%	
Write-In Totals	0	0.00%	
Total Votes Cast	439	100.00%	
Overvotes	38		
Undervotes	27		

Berlin Twp District 1

DEM Male Members of County Committee Berlin Township

Vote For 3

	TOTAL	VOTE %	
Dante Magazzu	224	32.94%	<div style="width: 32.94%;"></div>
Frank Epifanio	229	33.68%	<div style="width: 33.68%;"></div>
Jack Turner	227	33.38%	<div style="width: 33.38%;"></div>
Write-In Totals	0	0.00%	
Total Votes Cast	680	100.00%	<div style="width: 100%;"></div>
Overvotes	0		
Undervotes	76		

DEM Female Members of County Committee Berlin Township

Vote For 3

	TOTAL	VOTE %	
Phyllis Jeffries Magazzu	231	33.67%	<div style="width: 33.67%;"></div>
Lindsey Shellenberger	229	33.38%	<div style="width: 33.38%;"></div>
Marion Bodanza	226	32.94%	<div style="width: 32.94%;"></div>
Write-In Totals	0	0.00%	
Total Votes Cast	686	100.00%	<div style="width: 100%;"></div>
Overvotes	0		
Undervotes	70		

REP Member of State Senate 6th Legislative District

Vote For 1

	TOTAL	VOTE %	
NO PETITION FILED	0	0.00%	
Write-In Totals	6	100.00%	<div style="width: 100%;"></div>
Total Votes Cast	6	100.00%	<div style="width: 100%;"></div>
Overvotes	0		
Undervotes	75		

REP Members of the General Assembly 6th Legislative District





Vote For 2

	TOTAL	VOTE %	
Daniel M. Kenny	81	50.31%	<div style="width: 50.31%;"></div>
Danielle M. Barry	80	49.69%	<div style="width: 49.69%;"></div>
Write-In Totals	0	0.00%	
Total Votes Cast	161	100.00%	<div style="width: 100%;"></div>
Overvotes	0		
Undervotes	1		

Berlin Twp District 1

REP Members of the Board of County Commissioners

Vote For 2

	TOTAL	VOTE %	
Jason Fanning	81	50.62%	
Norman C. Rebel Jr.	79	49.38%	
Write-In Totals	0	0.00%	
Total Votes Cast	160	100.00%	
Overvotes	0		
Undervotes	2		

Berlin Twp District 2 Suppressed

Statistics	TOTAL
Registered Voters - Total	733
Registered Voters - NONPARTISAN	262
Registered Voters - DEMOCRAT	317
Registered Voters - REPUBLICAN	154
Ballots Cast - Total	68
Ballots Cast - NONPARTISAN	0
Ballots Cast - DEMOCRAT	54
Ballots Cast - REPUBLICAN	14
Ballots Cast - Blank	0
Voter Turnout - Total	9.28%
Voter Turnout - NONPARTISAN	0.00%
Voter Turnout - DEMOCRAT	17.03%
Voter Turnout - REPUBLICAN	9.09%

DEM Member of State Senate 6th Legislative District Vote For 1

	TOTAL	VOTE %	
James Beach	48	100.00%	<div style="width: 100%; background-color: #f0e68c;"></div>
Write-In Totals	0	0.00%	<div style="width: 0%; background-color: #cccccc;"></div>
Total Votes Cast	48	100.00%	<div style="width: 100%; background-color: #f0e68c;"></div>
Overvotes	0		
Undervotes	6		

DEM Members of the General Assembly 6th Legislative District Vote For 2

	TOTAL	VOTE %	
Louis D. Greenwald	48	49.48%	<div style="width: 49.48%; background-color: #f0e68c;"></div>
Pamela R. Lampitt	49	50.52%	<div style="width: 50.52%; background-color: #cccccc;"></div>
Write-In Totals	0	0.00%	<div style="width: 0%; background-color: #cccccc;"></div>
Total Votes Cast	97	100.00%	<div style="width: 100%; background-color: #f0e68c;"></div>
Overvotes	0		
Undervotes	11		

DEM Members of the Board of County Commissioners Vote For 2

	TOTAL	VOTE %	
Kate Delany	14	14.58%	<div style="width: 14.58%; background-color: #f0e68c;"></div>
Samuel E. Sweet	10	10.42%	<div style="width: 10.42%; background-color: #cccccc;"></div>
Louis Cappelli Jr.	35	36.46%	<div style="width: 36.46%; background-color: #f0e68c;"></div>
Jonathan L. Young Sr.	37	38.54%	<div style="width: 38.54%; background-color: #cccccc;"></div>
Write-In Totals	0	0.00%	<div style="width: 0%; background-color: #cccccc;"></div>
Total Votes Cast	96	100.00%	<div style="width: 100%; background-color: #f0e68c;"></div>
Overvotes	10		
Undervotes	2		

Berlin Twp District 2 Suppressed

DEM Male Members of County Committee Berlin Township

Vote For 3

	TOTAL	VOTE %	
Dante Magazzu	49	32.67%	<div style="width: 32.67%; background-color: #f0e68c;"></div>
Frank Epifanio	51	34.00%	<div style="width: 34.00%; background-color: #f0e68c;"></div>
Jack Turner	50	33.33%	<div style="width: 33.33%; background-color: #f0e68c;"></div>
Write-In Totals	0	0.00%	
Total Votes Cast	150	100.00%	<div style="width: 100%; background-color: #f0e68c;"></div>
Overvotes	0		
Undervotes	12		

DEM Female Members of County Committee Berlin Township

Vote For 3

	TOTAL	VOTE %	
Phyllis Jeffries Magazzu	50	33.11%	<div style="width: 33.11%; background-color: #f0e68c;"></div>
Lindsey Shellenberger	49	32.45%	<div style="width: 32.45%; background-color: #f0e68c;"></div>
Marion Bodanza	50	33.11%	<div style="width: 33.11%; background-color: #f0e68c;"></div>
Write-In Totals	2	1.32%	<div style="width: 1.32%; background-color: #f0e68c;"></div>
Total Votes Cast	151	100.00%	<div style="width: 100%; background-color: #f0e68c;"></div>
Overvotes	0		
Undervotes	11		

REP Member of State Senate 6th Legislative District

Vote For 1

	TOTAL	VOTE %	
NO PETITION FILED			
Write-In Totals			
Total Votes Cast			
Overvotes			
Undervotes			

REP Members of the General Assembly 6th Legislative District

Vote For 2

	TOTAL	VOTE %	
Daniel M. Kenny			
Danielle M. Barry			
Write-In Totals			
Total Votes Cast			
Overvotes			
Undervotes			

Berlin Twp District 2 Suppressed

REP Members of the Board of County Commissioners

Vote For 2

TOTAL VOTE %

Jason Fanning

Norman C. Rebel Jr.

Write-In Totals

Total Votes Cast

Overvotes

Undervotes

Berlin Twp District 3

Statistics	TOTAL
Registered Voters - Total	680
Registered Voters - NONPARTISAN	246
Registered Voters - DEMOCRAT	269
Registered Voters - REPUBLICAN	165
Ballots Cast - Total	83
Ballots Cast - NONPARTISAN	0
Ballots Cast - DEMOCRAT	60
Ballots Cast - REPUBLICAN	23
Ballots Cast - Blank	0
Voter Turnout - Total	12.21%
Voter Turnout - NONPARTISAN	0.00%
Voter Turnout - DEMOCRAT	22.30%
Voter Turnout - REPUBLICAN	13.94%

DEM Member of State Senate 6th Legislative District Vote For 1

	TOTAL	VOTE %
James Beach	57	100.00%
Write-In Totals	0	0.00%
Total Votes Cast	57	100.00%
Overvotes	0	
Undervotes	3	

DEM Members of the General Assembly 6th Legislative District Vote For 2

	TOTAL	VOTE %
Louis D. Greenwald	57	50.44%
Pamela R. Lampitt	56	49.56%
Write-In Totals	0	0.00%
Total Votes Cast	113	100.00%
Overvotes	0	
Undervotes	7	

DEM Members of the Board of County Commissioners Vote For 2

	TOTAL	VOTE %
Kate Delany	9	8.57%
Samuel E. Sweet	9	8.57%
Louis Cappelli Jr.	45	42.86%
Jonathan L. Young Sr.	42	40.00%
Write-In Totals	0	0.00%
Total Votes Cast	105	100.00%
Overvotes	8	
Undervotes	7	

Berlin Twp District 3

DEM Male Members of County Committee Berlin Township

	TOTAL	VOTE %	
Dante Magazzu	48	32.65%	<div style="width: 32.65%; background-color: #f1c40f;"></div>
Frank Epifanio	49	33.33%	<div style="width: 33.33%; background-color: #f1c40f;"></div>
Jack Turner	50	34.01%	<div style="width: 34.01%; background-color: #f1c40f;"></div>
Write-In Totals	0	0.00%	
Total Votes Cast	147	100.00%	<div style="width: 100%; background-color: #f1c40f;"></div>
Overvotes	0		
Undervotes	33		

DEM Female Members of County Committee Berlin Township

	TOTAL	VOTE %	
Phyllis Jeffries Magazzu	50	32.05%	<div style="width: 32.05%; background-color: #f1c40f;"></div>
Lindsey Shellenberger	53	33.97%	<div style="width: 33.97%; background-color: #f1c40f;"></div>
Marion Bodanza	53	33.97%	<div style="width: 33.97%; background-color: #f1c40f;"></div>
Write-In Totals	0	0.00%	
Total Votes Cast	156	100.00%	<div style="width: 100%; background-color: #f1c40f;"></div>
Overvotes	0		
Undervotes	24		

REP Member of State Senate 6th Legislative District

	TOTAL	VOTE %	
NO PETITION FILED	0		
Write-In Totals	0		
Total Votes Cast	0		
Overvotes	0		
Undervotes	23		





REP Members of the General Assembly 6th Legislative District

	TOTAL	VOTE %	
Daniel M. Kenny	23	51.11%	<div style="width: 51.11%; background-color: #f1c40f;"></div>
Danielle M. Barry	22	48.89%	<div style="width: 48.89%; background-color: #f1c40f;"></div>
Write-In Totals	0	0.00%	
Total Votes Cast	45	100.00%	<div style="width: 100%; background-color: #f1c40f;"></div>
Overvotes	0		
Undervotes	1		

Berlin Twp District 3

REP Members of the Board of County Commissioners




Vote For 2

	TOTAL	VOTE %	
Jason Fanning	23	51.11%	
Norman C. Rebel Jr.	22	48.89%	
Write-In Totals	0	0.00%	
Total Votes Cast	45	100.00%	
Overvotes	0		
Undervotes	1		





Berlin Twp District 4

Statistics	TOTAL
Registered Voters - Total	1,313
Registered Voters - NONPARTISAN	478
Registered Voters - DEMOCRAT	561
Registered Voters - REPUBLICAN	274
Ballots Cast - Total	118
Ballots Cast - NONPARTISAN	0
Ballots Cast - DEMOCRAT	94
Ballots Cast - REPUBLICAN	24
Ballots Cast - Blank	0
Voter Turnout - Total	8.99%
Voter Turnout - NONPARTISAN	0.00%
Voter Turnout - DEMOCRAT	16.76%
Voter Turnout - REPUBLICAN	8.76%







DEM Member of State Senate 6th Legislative District Vote For 1

	TOTAL	VOTE %	
James Beach	81	100.00%	
Write-In Totals	0	0.00%	
Total Votes Cast	81	100.00%	
Overvotes	0		
Undervotes	13		

DEM Members of the General Assembly 6th Legislative District Vote For 2

	TOTAL	VOTE %	
Louis D. Greenwald	80	50.31%	
Pamela R. Lampitt	79	49.69%	
Write-In Totals	0	0.00%	
Total Votes Cast	159	100.00%	
Overvotes	0		
Undervotes	29		

DEM Members of the Board of County Commissioners Vote For 2

	TOTAL	VOTE %	
Kate Delany	24	14.29%	
Samuel E. Sweet	22	13.10%	
Louis Cappelli Jr.	61	36.31%	
Jonathan L. Young Sr.	61	36.31%	
Write-In Totals	0	0.00%	
Total Votes Cast	168	100.00%	
Overvotes	6		
Undervotes	14		

Berlin Twp District 4

DEM Male Members of County Committee Berlin Township

Vote For 3

	TOTAL	VOTE %	
Dante Magazzu	83	34.30%	<div style="width: 34.30%; background-color: #f0e68c;"></div>
Frank Epifanio	76	31.40%	<div style="width: 31.40%; background-color: #f0e68c;"></div>
Jack Turner	79	32.64%	<div style="width: 32.64%; background-color: #f0e68c;"></div>
Write-In Totals	4	1.65%	<div style="width: 1.65%; background-color: #f0e68c;"></div>
Total Votes Cast	242	100.00%	<div style="width: 100%; background-color: #f0e68c;"></div>
Overvotes	0		
Undervotes	40		

DEM Female Members of County Committee Berlin Township

Vote For 3

	TOTAL	VOTE %	
Phyllis Jeffries Magazzu	84	34.57%	<div style="width: 34.57%; background-color: #f0e68c;"></div>
Lindsey Shellenberger	76	31.28%	<div style="width: 31.28%; background-color: #f0e68c;"></div>
Marion Bodanza	77	31.69%	<div style="width: 31.69%; background-color: #f0e68c;"></div>
Write-In Totals	6	2.47%	<div style="width: 2.47%; background-color: #f0e68c;"></div>
Total Votes Cast	243	100.00%	<div style="width: 100%; background-color: #f0e68c;"></div>
Overvotes	0		
Undervotes	39		

REP Member of State Senate 6th Legislative District

Vote For 1

	TOTAL	VOTE %	
NO PETITION FILED	0	0.00%	<div style="width: 0%; background-color: #f0e68c;"></div>
Write-In Totals	3	100.00%	<div style="width: 100%; background-color: #f0e68c;"></div>
Total Votes Cast	3	100.00%	<div style="width: 100%; background-color: #f0e68c;"></div>
Overvotes	0		
Undervotes	21		

REP Members of the General Assembly 6th Legislative District





Vote For 2

	TOTAL	VOTE %	
Daniel M. Kenny	21	46.67%	<div style="width: 46.67%; background-color: #f0e68c;"></div>
Danielle M. Barry	22	48.89%	<div style="width: 48.89%; background-color: #f0e68c;"></div>
Write-In Totals	2	4.44%	<div style="width: 4.44%; background-color: #f0e68c;"></div>
Total Votes Cast	45	100.00%	<div style="width: 100%; background-color: #f0e68c;"></div>
Overvotes	0		
Undervotes	3		

Berlin Twp District 4

REP Members of the Board of County Commissioners

Vote For 2

	TOTAL	VOTE %	
Jason Fanning	21	46.67%	
Norman C. Rebel Jr.	22	48.89%	
Write-In Totals	2	4.44%	
Total Votes Cast	45	100.00%	
Overvotes	0		
Undervotes	3		

Brooklawn District 1

Statistics	TOTAL
Registered Voters - Total	1,370
Registered Voters - NONPARTISAN	557
Registered Voters - DEMOCRAT	572
Registered Voters - REPUBLICAN	241
Ballots Cast - Total	234
Ballots Cast - NONPARTISAN	0
Ballots Cast - DEMOCRAT	193
Ballots Cast - REPUBLICAN	41
Ballots Cast - Blank	2
Voter Turnout - Total	17.08%
Voter Turnout - NONPARTISAN	0.00%
Voter Turnout - DEMOCRAT	33.74%
Voter Turnout - REPUBLICAN	17.01%

DEM Member of State Senate 5th Legislative District Vote For 1

	TOTAL	VOTE %	
Nilsa Cruz-Perez	159	100.00%	<div style="width: 100%; height: 10px; background-color: #ffc107;"></div>
Write-In Totals	0	0.00%	<div style="width: 0%; height: 10px; background-color: #6c757d;"></div>
Total Votes Cast	159	100.00%	<div style="width: 100%; height: 10px; background-color: #ffc107;"></div>
Overvotes	0		
Undervotes	34		

DEM Members of the General Assembly 5th Legislative District Vote For 2

	TOTAL	VOTE %	
William F. Moen Jr.	149	50.68%	<div style="width: 50.68%; height: 10px; background-color: #ffc107;"></div>
William W. Spearman	145	49.32%	<div style="width: 49.32%; height: 10px; background-color: #ffc107;"></div>
Write-In Totals	0	0.00%	<div style="width: 0%; height: 10px; background-color: #6c757d;"></div>
Total Votes Cast	294	100.00%	<div style="width: 100%; height: 10px; background-color: #ffc107;"></div>
Overvotes	0		
Undervotes	92		

DEM Members of the Board of County Commissioners Vote For 2

	TOTAL	VOTE %	
Kate Delany	32	10.67%	<div style="width: 10.67%; height: 10px; background-color: #ffc107;"></div>
Samuel E. Sweet	21	7.00%	<div style="width: 7.00%; height: 10px; background-color: #ffc107;"></div>
Louis Cappelli Jr.	121	40.33%	<div style="width: 40.33%; height: 10px; background-color: #ffc107;"></div>
Jonathan L. Young Sr.	126	42.00%	<div style="width: 42.00%; height: 10px; background-color: #ffc107;"></div>
Write-In Totals	0	0.00%	<div style="width: 0%; height: 10px; background-color: #6c757d;"></div>
Total Votes Cast	300	100.00%	<div style="width: 100%; height: 10px; background-color: #ffc107;"></div>
Overvotes	14		
Undervotes	72		

Brooklawn District 1

DEM Member of Council - Unexpired Term Brooklawn Borough

Vote For 1

	TOTAL	VOTE %	
Stacey Ostrom	150	99.34%	<div style="width: 99.34%; background-color: #f1c232;"></div>
Write-In Totals	1	0.66%	<div style="width: 0.66%; background-color: #cccccc;"></div>
Total Votes Cast	151	100.00%	<div style="width: 100.00%; background-color: #f1c232;"></div>
Overvotes	0		
Undervotes	42		

DEM Members of Council Brooklawn Borough

Vote For 2

	TOTAL	VOTE %	
Jerry D. Granstrom	99	27.65%	<div style="width: 27.65%; background-color: #f1c232;"></div>
Michael Mevoli	84	23.46%	<div style="width: 23.46%; background-color: #f1c232;"></div>
Jeffrey M. Haller	68	18.99%	<div style="width: 18.99%; background-color: #f1c232;"></div>
Colin MacAdams	107	29.89%	<div style="width: 29.89%; background-color: #f1c232;"></div>
Write-In Totals	0	0.00%	<div style="width: 0.00%; background-color: #cccccc;"></div>
Total Votes Cast	358	100.00%	<div style="width: 100.00%; background-color: #f1c232;"></div>
Overvotes	20		
Undervotes	8		

DEM Male Member of County Committee Brooklawn Borough

Vote For 1

	TOTAL	VOTE %	
Kevin Everhart	139	100.00%	<div style="width: 100.00%; background-color: #f1c232;"></div>
Write-In Totals	0	0.00%	<div style="width: 0.00%; background-color: #cccccc;"></div>
Total Votes Cast	139	100.00%	<div style="width: 100.00%; background-color: #f1c232;"></div>
Overvotes	0		
Undervotes	54		

DEM Female Member of County Committee Brooklawn Borough

Vote For 1

	TOTAL	VOTE %	
Mary Mevoli	159	99.38%	<div style="width: 99.38%; background-color: #f1c232;"></div>
Write-In Totals	1	0.62%	<div style="width: 0.62%; background-color: #cccccc;"></div>
Total Votes Cast	160	100.00%	<div style="width: 100.00%; background-color: #f1c232;"></div>
Overvotes	0		
Undervotes	33		

REP Member of State Senate 5th Legislative District

Vote For 1

	TOTAL	VOTE %	
Clyde E. Cook	36	100.00%	<div style="width: 100.00%; background-color: #f1c232;"></div>
Write-In Totals	0	0.00%	<div style="width: 0.00%; background-color: #cccccc;"></div>
Total Votes Cast	36	100.00%	<div style="width: 100.00%; background-color: #f1c232;"></div>
Overvotes	0		
Undervotes	5		

Brooklawn District 1

REP Members of the General Assembly 5th Legislative District

Vote For 2

	TOTAL	VOTE %	
Joe Miller	36	52.17%	<div style="width: 52.17%; background-color: #f1c40f;"></div>
Yalinda Pagan	33	47.83%	<div style="width: 47.83%; background-color: #f1c40f;"></div>
Write-In Totals	0	0.00%	
Total Votes Cast	69	100.00%	<div style="width: 100%; background-color: #f1c40f;"></div>
Overvotes	0		
Undervotes	13		

REP Members of the Board of County Commissioners

Vote For 2

	TOTAL	VOTE %	
Jason Fanning	34	50.00%	<div style="width: 50.00%; background-color: #f1c40f;"></div>
Norman C. Rebel Jr.	34	50.00%	<div style="width: 50.00%; background-color: #f1c40f;"></div>
Write-In Totals	0	0.00%	
Total Votes Cast	68	100.00%	<div style="width: 100%; background-color: #f1c40f;"></div>
Overvotes	0		
Undervotes	14		

REP Member of Council - Unexpired Term Brooklawn Borough

Vote For 1

	TOTAL	VOTE %	
NO PETITION FILED	0		
Write-In Totals	0		
Total Votes Cast	0		
Overvotes	0		
Undervotes	41		

REP Members of Council Brooklawn Borough

Vote For 2

	TOTAL	VOTE %	
NO PETITION FILED	0	0.00%	<div style="width: 0.00%; background-color: #f1c40f;"></div>
NO PETITION FILED	0	0.00%	<div style="width: 0.00%; background-color: #f1c40f;"></div>
Write-In Totals	3	100.00%	<div style="width: 100.00%; background-color: #f1c40f;"></div>
Total Votes Cast	3	100.00%	<div style="width: 100.00%; background-color: #f1c40f;"></div>
Overvotes	0		
Undervotes	79		

Camden Ward 1 District 1 Suppressed

Statistics	TOTAL
Registered Voters - Total	590
Registered Voters - NONPARTISAN	222
Registered Voters - DEMOCRAT	347
Registered Voters - REPUBLICAN	21
Ballots Cast - Total	40
Ballots Cast - NONPARTISAN	0
Ballots Cast - DEMOCRAT	39
Ballots Cast - REPUBLICAN	1
Ballots Cast - Blank	0
Voter Turnout - Total	6.78%
Voter Turnout - NONPARTISAN	0.00%
Voter Turnout - DEMOCRAT	11.24%
Voter Turnout - REPUBLICAN	4.76%

DEM Member of State Senate 5th Legislative District Vote For 1

	TOTAL	VOTE %
Nilsa Cruz-Perez	38	100.00%
Write-In Totals	0	0.00%
Total Votes Cast	38	100.00%
Overvotes	0	
Undervotes	1	

DEM Members of the General Assembly 5th Legislative District Vote For 2

	TOTAL	VOTE %
William F. Moen Jr.	36	48.65%
William W. Spearman	38	51.35%
Write-In Totals	0	0.00%
Total Votes Cast	74	100.00%
Overvotes	0	
Undervotes	4	

DEM Members of the Board of County Commissioners Vote For 2

	TOTAL	VOTE %
Kate Delany	6	8.82%
Samuel E. Sweet	1	1.47%
Louis Cappelli Jr.	30	44.12%
Jonathan L. Young Sr.	31	45.59%
Write-In Totals	0	0.00%
Total Votes Cast	68	100.00%
Overvotes	6	
Undervotes	4	

Camden Ward 1 District 1 Suppressed

DEM Member of Council Camden City - Ward 1

Vote For 1

	TOTAL	VOTE %
Arthur Barclay	32	100.00%
Jose Javier Ramos	0	0.00%
Write-In Totals	0	0.00%
Total Votes Cast	32	100.00%
Overvotes	5	
Undervotes	2	

DEM Members of County Committee Camden City - Ward 1

Vote For 1

	TOTAL	VOTE %
Cam Co Dem Comm, Inc	34	100.00%
Total Votes Cast	34	100.00%
Overvotes	0	
Undervotes	5	

REP Member of State Senate 5th Legislative District

Vote For 1

	TOTAL	VOTE %
Clyde E. Cook		
Write-In Totals		
Total Votes Cast		
Overvotes		
Undervotes		

REP Members of the General Assembly 5th Legislative District

Vote For 2

	TOTAL	VOTE %
Joe Miller		
Yalinda Pagan		
Write-In Totals		
Total Votes Cast		
Overvotes		
Undervotes		

REP Members of the Board of County Commissioners

Vote For 2

	TOTAL	VOTE %
Jason Fanning		
Norman C. Rebel Jr.		
Write-In Totals		
Total Votes Cast		
Overvotes		
Undervotes		

Camden Ward 1 District 1 Suppressed

REP Member of Council Camden City - Ward 1

Vote For 1

	TOTAL	VOTE %
--	-------	--------

NO PETITION FILED

Write-In Totals

Total Votes Cast

Overvotes

Undervotes

Camden Ward 1 District 2 Suppressed

Statistics	TOTAL
Registered Voters - Total	1,196
Registered Voters - NONPARTISAN	420
Registered Voters - DEMOCRAT	723
Registered Voters - REPUBLICAN	53
Ballots Cast - Total	109
Ballots Cast - NONPARTISAN	0
Ballots Cast - DEMOCRAT	105
Ballots Cast - REPUBLICAN	4
Ballots Cast - Blank	0
Voter Turnout - Total	9.11%
Voter Turnout - NONPARTISAN	0.00%
Voter Turnout - DEMOCRAT	14.52%
Voter Turnout - REPUBLICAN	7.55%

DEM Member of State Senate 5th Legislative District Vote For 1

	TOTAL	VOTE %
Nilsa Cruz-Perez	90	95.74%
Write-In Totals	4	4.26%
Total Votes Cast	94	100.00%
Overvotes	1	
Undervotes	10	

DEM Members of the General Assembly 5th Legislative District Vote For 2

	TOTAL	VOTE %
William F. Moen Jr.	85	46.96%
William W. Spearman	91	50.28%
Write-In Totals	5	2.76%
Total Votes Cast	181	100.00%
Overvotes	0	
Undervotes	29	

DEM Members of the Board of County Commissioners Vote For 2

	TOTAL	VOTE %
Kate Delany	21	12.65%
Samuel E. Sweet	16	9.64%
Louis Cappelli Jr.	64	38.55%
Jonathan L. Young Sr.	64	38.55%
Write-In Totals	1	0.60%
Total Votes Cast	166	100.00%
Overvotes	20	
Undervotes	24	

Camden Ward 1 District 2 Suppressed

DEM Member of Council Camden City - Ward 1

Vote For 1

	TOTAL	VOTE %
Arthur Barclay	72	78.26%
Jose Javier Ramos	19	20.65%
Write-In Totals	1	1.09%
Total Votes Cast	92	100.00%
Overvotes	6	
Undervotes	7	

DEM Members of County Committee Camden City - Ward 1

Vote For 1

	TOTAL	VOTE %
Cam Co Dem Comm, Inc	83	100.00%
Total Votes Cast	83	100.00%
Overvotes	0	
Undervotes	22	

REP Member of State Senate 5th Legislative District

Vote For 1

	TOTAL	VOTE %
Clyde E. Cook		
Write-In Totals		
Total Votes Cast		
Overvotes		
Undervotes		

REP Members of the General Assembly 5th Legislative District

Vote For 2

	TOTAL	VOTE %
Joe Miller		
Yalinda Pagan		
Write-In Totals		
Total Votes Cast		
Overvotes		
Undervotes		

REP Members of the Board of County Commissioners

Vote For 2

	TOTAL	VOTE %
Jason Fanning		
Norman C. Rebel Jr.		
Write-In Totals		
Total Votes Cast		
Overvotes		
Undervotes		

Camden Ward 1 District 2 Suppressed

REP Member of Council Camden City - Ward 1

Vote For 1

	TOTAL	VOTE %
--	-------	--------

NO PETITION FILED

Write-In Totals

Total Votes Cast

Overvotes

Undervotes

Camden Ward 1 District 3 Suppressed

Statistics	TOTAL
Registered Voters - Total	1,121
Registered Voters - NONPARTISAN	435
Registered Voters - DEMOCRAT	632
Registered Voters - REPUBLICAN	54
Ballots Cast - Total	97
Ballots Cast - NONPARTISAN	0
Ballots Cast - DEMOCRAT	94
Ballots Cast - REPUBLICAN	3
Ballots Cast - Blank	0
Voter Turnout - Total	8.65%
Voter Turnout - NONPARTISAN	0.00%
Voter Turnout - DEMOCRAT	14.87%
Voter Turnout - REPUBLICAN	5.56%

DEM Member of State Senate 5th Legislative District Vote For 1

	TOTAL	VOTE %
Nilsa Cruz-Perez	82	100.00%
Write-In Totals	0	0.00%
Total Votes Cast	82	100.00%
Overvotes	0	
Undervotes	12	

DEM Members of the General Assembly 5th Legislative District Vote For 2

	TOTAL	VOTE %
William F. Moen Jr.	67	46.53%
William W. Spearman	77	53.47%
Write-In Totals	0	0.00%
Total Votes Cast	144	100.00%
Overvotes	0	
Undervotes	44	

DEM Members of the Board of County Commissioners Vote For 2

	TOTAL	VOTE %
Kate Delany	18	11.92%
Samuel E. Sweet	13	8.61%
Louis Cappelli Jr.	61	40.40%
Jonathan L. Young Sr.	59	39.07%
Write-In Totals	0	0.00%
Total Votes Cast	151	100.00%
Overvotes	14	
Undervotes	23	

Camden Ward 1 District 3 Suppressed

DEM Member of Council Camden City - Ward 1

Vote For 1

	TOTAL	VOTE %	
Arthur Barclay	65	84.42%	<div style="width: 84.42%; background-color: #f1c232;"></div>
Jose Javier Ramos	11	14.29%	<div style="width: 14.29%; background-color: #cccccc;"></div>
Write-In Totals	1	1.30%	<div style="width: 1.30%; background-color: #cccccc;"></div>
Total Votes Cast	77	100.00%	<div style="width: 100%; background-color: #f1c232;"></div>
Overvotes	2		
Undervotes	15		

DEM Members of County Committee Camden City - Ward 1

Vote For 1

	TOTAL	VOTE %	
Cam Co Dem Comm, Inc	67	100.00%	<div style="width: 100%; background-color: #f1c232;"></div>
Total Votes Cast	67	100.00%	<div style="width: 100%; background-color: #f1c232;"></div>
Overvotes	0		
Undervotes	27		

REP Member of State Senate 5th Legislative District

Vote For 1

	TOTAL	VOTE %	
Clyde E. Cook			
Write-In Totals			
Total Votes Cast			
Overvotes			
Undervotes			

REP Members of the General Assembly 5th Legislative District

Vote For 2

	TOTAL	VOTE %	
Joe Miller			
Yalinda Pagan			
Write-In Totals			
Total Votes Cast			
Overvotes			
Undervotes			

REP Members of the Board of County Commissioners

Vote For 2

	TOTAL	VOTE %	
Jason Fanning			
Norman C. Rebel Jr.			
Write-In Totals			
Total Votes Cast			
Overvotes			
Undervotes			

Camden Ward 1 District 3 Suppressed

REP Member of Council Camden City - Ward 1

Vote For 1

	TOTAL	VOTE %
--	-------	--------

NO PETITION FILED

Write-In Totals

Total Votes Cast




Overvotes

Undervotes





Camden Ward 1 District 4

Statistics	TOTAL
Registered Voters - Total	955
Registered Voters - NONPARTISAN	432
Registered Voters - DEMOCRAT	474
Registered Voters - REPUBLICAN	49
Ballots Cast - Total	52
Ballots Cast - NONPARTISAN	0
Ballots Cast - DEMOCRAT	52
Ballots Cast - REPUBLICAN	0
Ballots Cast - Blank	0
Voter Turnout - Total	5.44%
Voter Turnout - NONPARTISAN	0.00%
Voter Turnout - DEMOCRAT	10.97%
Voter Turnout - REPUBLICAN	0.00%







DEM Member of State Senate 5th Legislative District Vote For 1

	TOTAL	VOTE %	
Nilsa Cruz-Perez	43	100.00%	
Write-In Totals	0	0.00%	
Total Votes Cast	43	100.00%	
Overvotes	1		
Undervotes	8		

DEM Members of the General Assembly 5th Legislative District Vote For 2

	TOTAL	VOTE %	
William F. Moen Jr.	41	47.13%	
William W. Spearman	46	52.87%	
Write-In Totals	0	0.00%	
Total Votes Cast	87	100.00%	
Overvotes	2		
Undervotes	15		

DEM Members of the Board of County Commissioners Vote For 2

	TOTAL	VOTE %	
Kate Delany	9	10.47%	
Samuel E. Sweet	8	9.30%	
Louis Cappelli Jr.	36	41.86%	
Jonathan L. Young Sr.	33	38.37%	
Write-In Totals	0	0.00%	
Total Votes Cast	86	100.00%	
Overvotes	6		
Undervotes	12		

Camden Ward 1 District 4

DEM Member of Council Camden City - Ward 1

	TOTAL	VOTE %
Arthur Barclay	37	86.05%
Jose Javier Ramos	5	11.63%
Write-In Totals	1	2.33%
Total Votes Cast	43	100.00%
Overvotes	3	
Undervotes	6	

DEM Members of County Committee Camden City - Ward 1

	TOTAL	VOTE %
Cam Co Dem Comm, Inc	41	100.00%
Total Votes Cast	41	100.00%
Overvotes	0	
Undervotes	11	

REP Member of State Senate 5th Legislative District

	TOTAL	VOTE %
Clyde E. Cook	0	
Write-In Totals	0	
Total Votes Cast	0	
Overvotes	0	
Undervotes	0	

REP Members of the General Assembly 5th Legislative District

	TOTAL	VOTE %
Joe Miller	0	
Yalinda Pagan	0	
Write-In Totals	0	
Total Votes Cast	0	
Overvotes	0	
Undervotes	0	

REP Members of the Board of County Commissioners

	TOTAL	VOTE %
Jason Fanning	0	
Norman C. Rebel Jr.	0	
Write-In Totals	0	
Total Votes Cast	0	
Overvotes	0	
Undervotes	0	

Camden Ward 1 District 4

REP Member of Council Camden City - Ward 1

Vote For 1

	TOTAL	VOTE %
NO PETITION FILED	0	
Write-In Totals	0	
Total Votes Cast	0	
Overvotes	0	
Undervotes	0	

Camden Ward 1 District 5 Suppressed

Statistics	TOTAL
Registered Voters - Total	1,330
Registered Voters - NONPARTISAN	561
Registered Voters - DEMOCRAT	692
Registered Voters - REPUBLICAN	77
Ballots Cast - Total	80
Ballots Cast - NONPARTISAN	0
Ballots Cast - DEMOCRAT	78
Ballots Cast - REPUBLICAN	2
Ballots Cast - Blank	0
Voter Turnout - Total	6.02%
Voter Turnout - NONPARTISAN	0.00%
Voter Turnout - DEMOCRAT	11.27%
Voter Turnout - REPUBLICAN	2.60%

DEM Member of State Senate 5th Legislative District Vote For 1

	TOTAL	VOTE %	
Nilsa Cruz-Perez	70	97.22%	
Write-In Totals	2	2.78%	
Total Votes Cast	72	100.00%	
Overvotes	0		
Undervotes	6		

DEM Members of the General Assembly 5th Legislative District Vote For 2

	TOTAL	VOTE %	
William F. Moen Jr.	66	48.53%	
William W. Spearman	66	48.53%	
Write-In Totals	4	2.94%	
Total Votes Cast	136	100.00%	
Overvotes	0		
Undervotes	20		

DEM Members of the Board of County Commissioners Vote For 2

	TOTAL	VOTE %	
Kate Delany	12	9.68%	
Samuel E. Sweet	10	8.06%	
Louis Cappelli Jr.	50	40.32%	
Jonathan L. Young Sr.	52	41.94%	
Write-In Totals	0	0.00%	
Total Votes Cast	124	100.00%	
Overvotes	20		
Undervotes	12		

Camden Ward 1 District 5 Suppressed

DEM Member of Council Camden City - Ward 1

Vote For 1

	TOTAL	VOTE %
Arthur Barclay	56	86.15%
Jose Javier Ramos	9	13.85%
Write-In Totals	0	0.00%
Total Votes Cast	65	100.00%
Overvotes	7	
Undervotes	6	

DEM Members of County Committee Camden City - Ward 1

Vote For 1

	TOTAL	VOTE %
Cam Co Dem Comm, Inc	63	100.00%
Total Votes Cast	63	100.00%
Overvotes	0	
Undervotes	15	

REP Member of State Senate 5th Legislative District

Vote For 1

	TOTAL	VOTE %
Clyde E. Cook		
Write-In Totals		
Total Votes Cast		
Overvotes		
Undervotes		

REP Members of the General Assembly 5th Legislative District

Vote For 2

	TOTAL	VOTE %
Joe Miller		
Yalinda Pagan		
Write-In Totals		
Total Votes Cast		
Overvotes		
Undervotes		

REP Members of the Board of County Commissioners

Vote For 2

	TOTAL	VOTE %
Jason Fanning		
Norman C. Rebel Jr.		
Write-In Totals		
Total Votes Cast		
Overvotes		
Undervotes		

Camden Ward 1 District 5 Suppressed

REP Member of Council Camden City - Ward 1

Vote For 1

	TOTAL	VOTE %
--	-------	--------

NO PETITION FILED

Write-In Totals

Total Votes Cast

Overvotes

Undervotes

Camden Ward 1 District 6 Suppressed

Statistics	TOTAL
Registered Voters - Total	1,326
Registered Voters - NONPARTISAN	506
Registered Voters - DEMOCRAT	752
Registered Voters - REPUBLICAN	68
Ballots Cast - Total	87
Ballots Cast - NONPARTISAN	0
Ballots Cast - DEMOCRAT	79
Ballots Cast - REPUBLICAN	8
Ballots Cast - Blank	0
Voter Turnout - Total	6.56%
Voter Turnout - NONPARTISAN	0.00%
Voter Turnout - DEMOCRAT	10.51%
Voter Turnout - REPUBLICAN	11.76%

DEM Member of State Senate 5th Legislative District Vote For 1

	TOTAL	VOTE %
Nilsa Cruz-Perez	68	98.55%
Write-In Totals	1	1.45%
Total Votes Cast	69	100.00%
Overvotes	0	
Undervotes	10	

DEM Members of the General Assembly 5th Legislative District Vote For 2

	TOTAL	VOTE %
William F. Moen Jr.	61	48.80%
William W. Spearman	64	51.20%
Write-In Totals	0	0.00%
Total Votes Cast	125	100.00%
Overvotes	0	
Undervotes	33	

DEM Members of the Board of County Commissioners Vote For 2

	TOTAL	VOTE %
Kate Delany	14	11.11%
Samuel E. Sweet	14	11.11%
Louis Cappelli Jr.	49	38.89%
Jonathan L. Young Sr.	49	38.89%
Write-In Totals	0	0.00%
Total Votes Cast	126	100.00%
Overvotes	16	
Undervotes	16	

Camden Ward 1 District 6 Suppressed

DEM Member of Council Camden City - Ward 1

Vote For 1

	TOTAL	VOTE %
Arthur Barclay	46	71.88%
Jose Javier Ramos	18	28.12%
Write-In Totals	0	0.00%
Total Votes Cast	64	100.00%
Overvotes	9	
Undervotes	6	

DEM Members of County Committee Camden City - Ward 1

Vote For 1

	TOTAL	VOTE %
Cam Co Dem Comm, Inc	55	100.00%
Total Votes Cast	55	100.00%
Overvotes	0	
Undervotes	24	

REP Member of State Senate 5th Legislative District

Vote For 1

	TOTAL	VOTE %
Clyde E. Cook		
Write-In Totals		
Total Votes Cast		
Overvotes		
Undervotes		

REP Members of the General Assembly 5th Legislative District

Vote For 2

	TOTAL	VOTE %
Joe Miller		
Yalinda Pagan		
Write-In Totals		
Total Votes Cast		
Overvotes		
Undervotes		

REP Members of the Board of County Commissioners

Vote For 2

	TOTAL	VOTE %
Jason Fanning		
Norman C. Rebel Jr.		
Write-In Totals		
Total Votes Cast		
Overvotes		
Undervotes		

Camden Ward 1 District 6 Suppressed

REP Member of Council Camden City - Ward 1

Vote For 1

TOTAL VOTE %

NO PETITION FILED

Write-In Totals

Total Votes Cast




Overvotes

Undervotes





Camden Ward 1 District 7 Suppressed

Statistics	TOTAL
Registered Voters - Total	896
Registered Voters - NONPARTISAN	374
Registered Voters - DEMOCRAT	468
Registered Voters - REPUBLICAN	54
Ballots Cast - Total	37
Ballots Cast - NONPARTISAN	0
Ballots Cast - DEMOCRAT	35
Ballots Cast - REPUBLICAN	2
Ballots Cast - Blank	0
Voter Turnout - Total	4.13%
Voter Turnout - NONPARTISAN	0.00%
Voter Turnout - DEMOCRAT	7.48%
Voter Turnout - REPUBLICAN	3.70%







DEM Member of State Senate 5th Legislative District Vote For 1

	TOTAL	VOTE %	
Nilsa Cruz-Perez	29	100.00%	
Write-In Totals	0	0.00%	
Total Votes Cast	29	100.00%	
Overvotes	0		
Undervotes	6		

DEM Members of the General Assembly 5th Legislative District Vote For 2

	TOTAL	VOTE %	
William F. Moen Jr.	27	47.37%	
William W. Spearman	30	52.63%	
Write-In Totals	0	0.00%	
Total Votes Cast	57	100.00%	
Overvotes	0		
Undervotes	13		

DEM Members of the Board of County Commissioners Vote For 2

	TOTAL	VOTE %	
Kate Delany	10	19.61%	
Samuel E. Sweet	5	9.80%	
Louis Cappelli Jr.	16	31.37%	
Jonathan L. Young Sr.	20	39.22%	
Write-In Totals	0	0.00%	
Total Votes Cast	51	100.00%	
Overvotes	12		
Undervotes	7		

Camden Ward 1 District 7 Suppressed

DEM Member of Council Camden City - Ward 1

Vote For 1

	TOTAL	VOTE %
Arthur Barclay	17	77.27%
Jose Javier Ramos	5	22.73%
Write-In Totals	0	0.00%
Total Votes Cast	22	100.00%
Overvotes	6	
Undervotes	7	

DEM Members of County Committee Camden City - Ward 1

Vote For 1

	TOTAL	VOTE %
Cam Co Dem Comm, Inc	26	100.00%
Total Votes Cast	26	100.00%
Overvotes	0	
Undervotes	9	

REP Member of State Senate 5th Legislative District

Vote For 1

	TOTAL	VOTE %
Clyde E. Cook		
Write-In Totals		
Total Votes Cast		
Overvotes		
Undervotes		

REP Members of the General Assembly 5th Legislative District

Vote For 2

	TOTAL	VOTE %
Joe Miller		
Yalinda Pagan		
Write-In Totals		
Total Votes Cast		
Overvotes		
Undervotes		

REP Members of the Board of County Commissioners

Vote For 2

	TOTAL	VOTE %
Jason Fanning		
Norman C. Rebel Jr.		
Write-In Totals		
Total Votes Cast		
Overvotes		
Undervotes		

Camden Ward 1 District 7 Suppressed

REP Member of Council Camden City - Ward 1

Vote For 1

	TOTAL	VOTE %
--	-------	--------

NO PETITION FILED

Write-In Totals

Total Votes Cast

Overvotes

Undervotes

Camden Ward 1 District 8 Suppressed

Statistics	TOTAL
Registered Voters - Total	916
Registered Voters - NONPARTISAN	308
Registered Voters - DEMOCRAT	575
Registered Voters - REPUBLICAN	33
Ballots Cast - Total	111
Ballots Cast - NONPARTISAN	0
Ballots Cast - DEMOCRAT	108
Ballots Cast - REPUBLICAN	3
Ballots Cast - Blank	0
Voter Turnout - Total	12.12%
Voter Turnout - NONPARTISAN	0.00%
Voter Turnout - DEMOCRAT	18.78%
Voter Turnout - REPUBLICAN	9.09%

DEM Member of State Senate 5th Legislative District Vote For 1

	TOTAL	VOTE %	
Nilsa Cruz-Perez	99	100.00%	<div style="width: 100%; height: 10px; background-color: #ffc107;"></div>
Write-In Totals	0	0.00%	<div style="width: 0%; height: 10px; background-color: #6c757d;"></div>
Total Votes Cast	99	100.00%	<div style="width: 100%; height: 10px; background-color: #ffc107;"></div>
Overvotes	0		
Undervotes	9		

DEM Members of the General Assembly 5th Legislative District Vote For 2

	TOTAL	VOTE %	
William F. Moen Jr.	94	49.47%	<div style="width: 49.47%; height: 10px; background-color: #ffc107;"></div>
William W. Spearman	96	50.53%	<div style="width: 50.53%; height: 10px; background-color: #6c757d;"></div>
Write-In Totals	0	0.00%	<div style="width: 0%; height: 10px; background-color: #6c757d;"></div>
Total Votes Cast	190	100.00%	<div style="width: 100%; height: 10px; background-color: #ffc107;"></div>
Overvotes	0		
Undervotes	26		

DEM Members of the Board of County Commissioners Vote For 2

	TOTAL	VOTE %	
Kate Delany	10	5.21%	<div style="width: 5.21%; height: 10px; background-color: #ffc107;"></div>
Samuel E. Sweet	14	7.29%	<div style="width: 7.29%; height: 10px; background-color: #6c757d;"></div>
Louis Cappelli Jr.	88	45.83%	<div style="width: 45.83%; height: 10px; background-color: #ffc107;"></div>
Jonathan L. Young Sr.	80	41.67%	<div style="width: 41.67%; height: 10px; background-color: #6c757d;"></div>
Write-In Totals	0	0.00%	<div style="width: 0%; height: 10px; background-color: #6c757d;"></div>
Total Votes Cast	192	100.00%	<div style="width: 100%; height: 10px; background-color: #ffc107;"></div>
Overvotes	6		
Undervotes	18		

Camden Ward 1 District 8 Suppressed

DEM Member of Council Camden City - Ward 1

Vote For 1

	TOTAL	VOTE %
Arthur Barclay	85	94.44%
Jose Javier Ramos	5	5.56%
Write-In Totals	0	0.00%
Total Votes Cast	90	100.00%
Overvotes	7	
Undervotes	11	

DEM Members of County Committee Camden City - Ward 1

Vote For 1

	TOTAL	VOTE %
Cam Co Dem Comm, Inc	89	100.00%
Total Votes Cast	89	100.00%
Overvotes	0	
Undervotes	19	

REP Member of State Senate 5th Legislative District

Vote For 1

	TOTAL	VOTE %
Clyde E. Cook		
Write-In Totals		
Total Votes Cast		
Overvotes		
Undervotes		

REP Members of the General Assembly 5th Legislative District

Vote For 2

	TOTAL	VOTE %
Joe Miller		
Yalinda Pagan		
Write-In Totals		
Total Votes Cast		
Overvotes		
Undervotes		

REP Members of the Board of County Commissioners

Vote For 2

	TOTAL	VOTE %
Jason Fanning		
Norman C. Rebel Jr.		
Write-In Totals		
Total Votes Cast		
Overvotes		
Undervotes		

Camden Ward 1 District 8 Suppressed

REP Member of Council Camden City - Ward 1

Vote For 1

TOTAL VOTE %

NO PETITION FILED

Write-In Totals

Total Votes Cast




Overvotes

Undervotes





Camden Ward 1 District 9 Suppressed

Statistics	TOTAL
Registered Voters - Total	1,441
Registered Voters - NONPARTISAN	610
Registered Voters - DEMOCRAT	768
Registered Voters - REPUBLICAN	63
Ballots Cast - Total	80
Ballots Cast - NONPARTISAN	0
Ballots Cast - DEMOCRAT	74
Ballots Cast - REPUBLICAN	6
Ballots Cast - Blank	0
Voter Turnout - Total	5.55%
Voter Turnout - NONPARTISAN	0.00%
Voter Turnout - DEMOCRAT	9.64%
Voter Turnout - REPUBLICAN	9.52%







DEM Member of State Senate 5th Legislative District Vote For 1

	TOTAL	VOTE %	
Nilsa Cruz-Perez	64	100.00%	
Write-In Totals	0	0.00%	
Total Votes Cast	64	100.00%	
Overvotes	0		
Undervotes	10		

DEM Members of the General Assembly 5th Legislative District Vote For 2

	TOTAL	VOTE %	
William F. Moen Jr.	59	47.97%	
William W. Spearman	64	52.03%	
Write-In Totals	0	0.00%	
Total Votes Cast	123	100.00%	
Overvotes	0		
Undervotes	25		

DEM Members of the Board of County Commissioners Vote For 2

	TOTAL	VOTE %	
Kate Delany	20	16.39%	
Samuel E. Sweet	15	12.30%	
Louis Cappelli Jr.	43	35.25%	
Jonathan L. Young Sr.	44	36.07%	
Write-In Totals	0	0.00%	
Total Votes Cast	122	100.00%	
Overvotes	10		
Undervotes	16		

Camden Ward 1 District 9 Suppressed

DEM Member of Council Camden City - Ward 1

Vote For 1

	TOTAL	VOTE %	
Arthur Barclay	48	78.69%	<div style="width: 78.69%;"><div style="width: 78.69%;"></div></div>
Jose Javier Ramos	13	21.31%	<div style="width: 21.31%;"><div style="width: 21.31%;"></div></div>
Write-In Totals	0	0.00%	
Total Votes Cast	61	100.00%	
Overvotes	5		
Undervotes	8		

DEM Members of County Committee Camden City - Ward 1

Vote For 1

	TOTAL	VOTE %	
Cam Co Dem Comm, Inc	54	100.00%	<div style="width: 100%;"><div style="width: 100%;"></div></div>
Total Votes Cast	54	100.00%	
Overvotes	0		
Undervotes	20		

REP Member of State Senate 5th Legislative District

Vote For 1

	TOTAL	VOTE %	
Clyde E. Cook			
Write-In Totals			
Total Votes Cast			
Overvotes			
Undervotes			

REP Members of the General Assembly 5th Legislative District

Vote For 2

	TOTAL	VOTE %	
Joe Miller			
Yalinda Pagan			
Write-In Totals			
Total Votes Cast			
Overvotes			
Undervotes			

REP Members of the Board of County Commissioners

Vote For 2

	TOTAL	VOTE %	
Jason Fanning			
Norman C. Rebel Jr.			
Write-In Totals			
Total Votes Cast			
Overvotes			
Undervotes			

Camden Ward 1 District 9 Suppressed

REP Member of Council Camden City - Ward 1

Vote For 1

	TOTAL	VOTE %
--	-------	--------

NO PETITION FILED

Write-In Totals

Total Votes Cast




Overvotes

Undervotes





Camden Ward 1 District 10 Suppressed

Statistics	TOTAL
Registered Voters - Total	1,238
Registered Voters - NONPARTISAN	518
Registered Voters - DEMOCRAT	644
Registered Voters - REPUBLICAN	76
Ballots Cast - Total	59
Ballots Cast - NONPARTISAN	0
Ballots Cast - DEMOCRAT	58
Ballots Cast - REPUBLICAN	1
Ballots Cast - Blank	0
Voter Turnout - Total	4.77%
Voter Turnout - NONPARTISAN	0.00%
Voter Turnout - DEMOCRAT	9.01%
Voter Turnout - REPUBLICAN	1.32%







DEM Member of State Senate 5th Legislative District Vote For 1

	TOTAL	VOTE %	
Nilsa Cruz-Perez	46	100.00%	
Write-In Totals	0	0.00%	
Total Votes Cast	46	100.00%	
Overvotes	0		
Undervotes	12		

DEM Members of the General Assembly 5th Legislative District Vote For 2

	TOTAL	VOTE %	
William F. Moen Jr.	37	46.25%	
William W. Spearman	43	53.75%	
Write-In Totals	0	0.00%	
Total Votes Cast	80	100.00%	
Overvotes	0		
Undervotes	36		

DEM Members of the Board of County Commissioners Vote For 2

	TOTAL	VOTE %	
Kate Delany	17	20.24%	
Samuel E. Sweet	13	15.48%	
Louis Cappelli Jr.	27	32.14%	
Jonathan L. Young Sr.	27	32.14%	
Write-In Totals	0	0.00%	
Total Votes Cast	84	100.00%	
Overvotes	12		
Undervotes	20		

Camden Ward 1 District 10 Suppressed

DEM Member of Council Camden City - Ward 1

Vote For 1

	TOTAL	VOTE %	
Arthur Barclay	36	76.60%	<div style="width: 76.60%; background-color: #f0e68c;"></div>
Jose Javier Ramos	11	23.40%	<div style="width: 23.40%; background-color: #d3d3d3;"></div>
Write-In Totals	0	0.00%	<div style="width: 0%; background-color: #d3d3d3;"></div>
Total Votes Cast	47	100.00%	<div style="width: 100%; background-color: #f0e68c;"></div>
Overvotes	5		
Undervotes	6		

DEM Members of County Committee Camden City - Ward 1

Vote For 1

	TOTAL	VOTE %	
Cam Co Dem Comm, Inc	36	100.00%	<div style="width: 100%; background-color: #f0e68c;"></div>
Total Votes Cast	36	100.00%	<div style="width: 100%; background-color: #f0e68c;"></div>
Overvotes	0		
Undervotes	22		

REP Member of State Senate 5th Legislative District

Vote For 1

	TOTAL	VOTE %	
Clyde E. Cook			
Write-In Totals			
Total Votes Cast			
Overvotes			
Undervotes			

REP Members of the General Assembly 5th Legislative District

Vote For 2

	TOTAL	VOTE %	
Joe Miller			
Yalinda Pagan			
Write-In Totals			
Total Votes Cast			
Overvotes			
Undervotes			

REP Members of the Board of County Commissioners

Vote For 2

	TOTAL	VOTE %	
Jason Fanning			
Norman C. Rebel Jr.			
Write-In Totals			
Total Votes Cast			
Overvotes			
Undervotes			

Camden Ward 1 District 10 Suppressed

REP Member of Council Camden City - Ward 1

Vote For 1

TOTAL VOTE %

NO PETITION FILED

Write-In Totals

Total Votes Cast




Overvotes

Undervotes





Camden Ward 2 District 1 Suppressed

Statistics	TOTAL
Registered Voters - Total	676
Registered Voters - NONPARTISAN	244
Registered Voters - DEMOCRAT	414
Registered Voters - REPUBLICAN	18
Ballots Cast - Total	98
Ballots Cast - NONPARTISAN	0
Ballots Cast - DEMOCRAT	97
Ballots Cast - REPUBLICAN	1
Ballots Cast - Blank	0
Voter Turnout - Total	14.50%
Voter Turnout - NONPARTISAN	0.00%
Voter Turnout - DEMOCRAT	23.43%
Voter Turnout - REPUBLICAN	5.56%







DEM Member of State Senate 5th Legislative District Vote For 1

	TOTAL	VOTE %	
Nilsa Cruz-Perez	74	100.00%	
Write-In Totals	0	0.00%	
Total Votes Cast	74	100.00%	
Overvotes	0		
Undervotes	23		

DEM Members of the General Assembly 5th Legislative District Vote For 2

	TOTAL	VOTE %	
William F. Moen Jr.	67	45.58%	
William W. Spearman	80	54.42%	
Write-In Totals	0	0.00%	
Total Votes Cast	147	100.00%	
Overvotes	0		
Undervotes	47		

DEM Members of the Board of County Commissioners Vote For 2

	TOTAL	VOTE %	
Kate Delany	12	7.95%	
Samuel E. Sweet	11	7.28%	
Louis Cappelli Jr.	66	43.71%	
Jonathan L. Young Sr.	61	40.40%	
Write-In Totals	1	0.66%	
Total Votes Cast	151	100.00%	
Overvotes	12		
Undervotes	31		

Camden Ward 2 District 1 Suppressed

DEM Member of Council Camden City - Ward 2

Vote For 1

	TOTAL	VOTE %	
Christopher Collins	66	85.71%	<div style="width: 85.71%; background-color: #f0e68c;"></div>
Theo Spencer	6	7.79%	<div style="width: 7.79%; background-color: #d3d3d3;"></div>
Elton Custis	5	6.49%	<div style="width: 6.49%; background-color: #d3d3d3;"></div>
Write-In Totals	0	0.00%	<div style="width: 0.00%; background-color: #d3d3d3;"></div>
Total Votes Cast	77	100.00%	<div style="width: 100.00%; background-color: #f0e68c;"></div>
Overvotes	12		
Undervotes	8		

DEM Members of County Committee Camden City - Ward 2

Vote For 1

	TOTAL	VOTE %	
Cam Co Dem Comm, Inc.	78	100.00%	<div style="width: 100.00%; background-color: #f0e68c;"></div>
Total Votes Cast	78	100.00%	<div style="width: 100.00%; background-color: #f0e68c;"></div>
Overvotes	0		
Undervotes	19		

REP Member of State Senate 5th Legislative District

Vote For 1

	TOTAL	VOTE %	
Clyde E. Cook			
Write-In Totals			
Total Votes Cast			
Overvotes			
Undervotes			

REP Members of the General Assembly 5th Legislative District

Vote For 2

	TOTAL	VOTE %	
Joe Miller			
Yalinda Pagan			
Write-In Totals			
Total Votes Cast			
Overvotes			
Undervotes			

REP Members of the Board of County Commissioners

Vote For 2

	TOTAL	VOTE %	
Jason Fanning			
Norman C. Rebel Jr.			
Write-In Totals			
Total Votes Cast			
Overvotes			
Undervotes			

Camden Ward 2 District 1 Suppressed

REP Member of Council Camden City - Ward 2

Vote For 1

	TOTAL	VOTE %
--	-------	--------

NO PETITION FILED		
-------------------	--	--

Write-In Totals		
-----------------	--	--

Total Votes Cast		
------------------	--	--

Overvotes		
-----------	--	--

Undervotes		
------------	--	--

Camden Ward 2 District 2 Suppressed

Statistics	TOTAL
Registered Voters - Total	932
Registered Voters - NONPARTISAN	320
Registered Voters - DEMOCRAT	579
Registered Voters - REPUBLICAN	33
Ballots Cast - Total	84
Ballots Cast - NONPARTISAN	0
Ballots Cast - DEMOCRAT	81
Ballots Cast - REPUBLICAN	3
Ballots Cast - Blank	0
Voter Turnout - Total	9.01%
Voter Turnout - NONPARTISAN	0.00%
Voter Turnout - DEMOCRAT	13.99%
Voter Turnout - REPUBLICAN	9.09%

DEM Member of State Senate 5th Legislative District Vote For 1

	TOTAL	VOTE %	
Nilsa Cruz-Perez	65	100.00%	<div style="width: 100%; height: 10px; background-color: #f0e68c;"></div>
Write-In Totals	0	0.00%	<div style="width: 0%; height: 10px; background-color: #d3d3d3;"></div>
Total Votes Cast	65	100.00%	<div style="width: 100%; height: 10px; background-color: #f0e68c;"></div>
Overvotes	0		
Undervotes	16		

DEM Members of the General Assembly 5th Legislative District Vote For 2

	TOTAL	VOTE %	
William F. Moen Jr.	60	47.62%	<div style="width: 47.62%; height: 10px; background-color: #f0e68c;"></div>
William W. Spearman	66	52.38%	<div style="width: 52.38%; height: 10px; background-color: #f0e68c;"></div>
Write-In Totals	0	0.00%	<div style="width: 0%; height: 10px; background-color: #d3d3d3;"></div>
Total Votes Cast	126	100.00%	<div style="width: 100%; height: 10px; background-color: #f0e68c;"></div>
Overvotes	0		
Undervotes	36		

DEM Members of the Board of County Commissioners Vote For 2

	TOTAL	VOTE %	
Kate Delany	14	10.37%	<div style="width: 10.37%; height: 10px; background-color: #f0e68c;"></div>
Samuel E. Sweet	11	8.15%	<div style="width: 8.15%; height: 10px; background-color: #f0e68c;"></div>
Louis Cappelli Jr.	56	41.48%	<div style="width: 41.48%; height: 10px; background-color: #f0e68c;"></div>
Jonathan L. Young Sr.	54	40.00%	<div style="width: 40.00%; height: 10px; background-color: #f0e68c;"></div>
Write-In Totals	0	0.00%	<div style="width: 0%; height: 10px; background-color: #d3d3d3;"></div>
Total Votes Cast	135	100.00%	<div style="width: 100%; height: 10px; background-color: #f0e68c;"></div>
Overvotes	4		
Undervotes	23		

Camden Ward 2 District 2 Suppressed

DEM Member of Council Camden City - Ward 2

Vote For 1

	TOTAL	VOTE %	
Christopher Collins	55	80.88%	<div style="width: 80.88%; background-color: #f1c232;"></div>
Theo Spencer	5	7.35%	<div style="width: 7.35%; background-color: #f1c232;"></div>
Elton Custis	8	11.76%	<div style="width: 11.76%; background-color: #f1c232;"></div>
Write-In Totals	0	0.00%	
Total Votes Cast	68	100.00%	<div style="width: 100%; background-color: #f1c232;"></div>
Overvotes	10		
Undervotes	3		

DEM Members of County Committee Camden City - Ward 2

Vote For 1

	TOTAL	VOTE %	
Cam Co Dem Comm, Inc.	60	100.00%	<div style="width: 100%; background-color: #f1c232;"></div>
Total Votes Cast	60	100.00%	<div style="width: 100%; background-color: #f1c232;"></div>
Overvotes	0		
Undervotes	21		

REP Member of State Senate 5th Legislative District

Vote For 1

	TOTAL	VOTE %	
Clyde E. Cook			
Write-In Totals			
Total Votes Cast			
Overvotes			
Undervotes			

REP Members of the General Assembly 5th Legislative District

Vote For 2

	TOTAL	VOTE %	
Joe Miller			
Yalinda Pagan			
Write-In Totals			
Total Votes Cast			
Overvotes			
Undervotes			

REP Members of the Board of County Commissioners

Vote For 2

	TOTAL	VOTE %	
Jason Fanning			
Norman C. Rebel Jr.			
Write-In Totals			
Total Votes Cast			
Overvotes			
Undervotes			

Camden Ward 2 District 2 Suppressed

REP Member of Council Camden City - Ward 2

Vote For 1

TOTAL VOTE %

NO PETITION FILED

Write-In Totals

Total Votes Cast




Overvotes

Undervotes





Camden Ward 2 District 3 Suppressed

Statistics	TOTAL
Registered Voters - Total	1,036
Registered Voters - NONPARTISAN	320
Registered Voters - DEMOCRAT	683
Registered Voters - REPUBLICAN	33
Ballots Cast - Total	133
Ballots Cast - NONPARTISAN	0
Ballots Cast - DEMOCRAT	130
Ballots Cast - REPUBLICAN	3
Ballots Cast - Blank	0
Voter Turnout - Total	12.84%
Voter Turnout - NONPARTISAN	0.00%
Voter Turnout - DEMOCRAT	19.03%
Voter Turnout - REPUBLICAN	9.09%







DEM Member of State Senate 5th Legislative District Vote For 1

	TOTAL	VOTE %	
Nilsa Cruz-Perez	109	100.00%	
Write-In Totals	0	0.00%	
Total Votes Cast	109	100.00%	
Overvotes	0		
Undervotes	21		

DEM Members of the General Assembly 5th Legislative District Vote For 2

	TOTAL	VOTE %	
William F. Moen Jr.	98	47.34%	
William W. Spearman	109	52.66%	
Write-In Totals	0	0.00%	
Total Votes Cast	207	100.00%	
Overvotes	0		
Undervotes	53		

DEM Members of the Board of County Commissioners Vote For 2

	TOTAL	VOTE %	
Kate Delany	23	11.79%	
Samuel E. Sweet	17	8.72%	
Louis Cappelli Jr.	78	40.00%	
Jonathan L. Young Sr.	77	39.49%	
Write-In Totals	0	0.00%	
Total Votes Cast	195	100.00%	
Overvotes	28		
Undervotes	37		

Camden Ward 2 District 3 Suppressed

DEM Member of Council Camden City - Ward 2

Vote For 1

	TOTAL	VOTE %	
Christopher Collins	81	74.31%	<div style="width: 74.31%; background-color: #f0e68c;"></div>
Theo Spencer	7	6.42%	<div style="width: 6.42%; background-color: #f0e68c;"></div>
Elton Custis	21	19.27%	<div style="width: 19.27%; background-color: #f0e68c;"></div>
Write-In Totals	0	0.00%	
Total Votes Cast	109	100.00%	<div style="width: 100%; background-color: #f0e68c;"></div>
Overvotes	17		
Undervotes	4		

DEM Members of County Committee Camden City - Ward 2

Vote For 1

	TOTAL	VOTE %	
Cam Co Dem Comm, Inc.	100	100.00%	<div style="width: 100%; background-color: #f0e68c;"></div>
Total Votes Cast	100	100.00%	<div style="width: 100%; background-color: #f0e68c;"></div>
Overvotes	0		
Undervotes	30		

REP Member of State Senate 5th Legislative District

Vote For 1

	TOTAL	VOTE %	
Clyde E. Cook			
Write-In Totals			
Total Votes Cast			
Overvotes			
Undervotes			

REP Members of the General Assembly 5th Legislative District

Vote For 2

	TOTAL	VOTE %	
Joe Miller			
Yalinda Pagan			
Write-In Totals			
Total Votes Cast			
Overvotes			
Undervotes			

REP Members of the Board of County Commissioners

Vote For 2

	TOTAL	VOTE %	
Jason Fanning			
Norman C. Rebel Jr.			
Write-In Totals			
Total Votes Cast			
Overvotes			
Undervotes			

Camden Ward 2 District 3 Suppressed

REP Member of Council Camden City - Ward 2

Vote For 1

	TOTAL	VOTE %
--	-------	--------

NO PETITION FILED

Write-In Totals

Total Votes Cast




Overvotes

Undervotes





Camden Ward 2 District 4

Statistics	TOTAL
Registered Voters - Total	743
Registered Voters - NONPARTISAN	305
Registered Voters - DEMOCRAT	396
Registered Voters - REPUBLICAN	42
Ballots Cast - Total	74
Ballots Cast - NONPARTISAN	0
Ballots Cast - DEMOCRAT	74
Ballots Cast - REPUBLICAN	0
Ballots Cast - Blank	0
Voter Turnout - Total	9.96%
Voter Turnout - NONPARTISAN	0.00%
Voter Turnout - DEMOCRAT	18.69%
Voter Turnout - REPUBLICAN	0.00%







DEM Member of State Senate 5th Legislative District Vote For 1

	TOTAL	VOTE %	
Nilsa Cruz-Perez	60	100.00%	
Write-In Totals	0	0.00%	
Total Votes Cast	60	100.00%	
Overvotes	0		
Undervotes	14		

DEM Members of the General Assembly 5th Legislative District Vote For 2

	TOTAL	VOTE %	
William F. Moen Jr.	56	49.56%	
William W. Spearman	57	50.44%	
Write-In Totals	0	0.00%	
Total Votes Cast	113	100.00%	
Overvotes	0		
Undervotes	35		

DEM Members of the Board of County Commissioners Vote For 2

	TOTAL	VOTE %	
Kate Delany	11	9.02%	
Samuel E. Sweet	11	9.02%	
Louis Cappelli Jr.	51	41.80%	
Jonathan L. Young Sr.	49	40.16%	
Write-In Totals	0	0.00%	
Total Votes Cast	122	100.00%	
Overvotes	4		
Undervotes	22		

Camden Ward 2 District 4

DEM Member of Council Camden City - Ward 2

Vote For 1

	TOTAL	VOTE %
Christopher Collins	43	74.14%
Theo Spencer	5	8.62%
Elton Custis	10	17.24%
Write-In Totals	0	0.00%
Total Votes Cast	58	100.00%
Overvotes	7	
Undervotes	9	

DEM Members of County Committee Camden City - Ward 2

Vote For 1

	TOTAL	VOTE %
Cam Co Dem Comm, Inc.	53	100.00%
Total Votes Cast	53	100.00%
Overvotes	0	
Undervotes	21	

REP Member of State Senate 5th Legislative District

Vote For 1

	TOTAL	VOTE %
Clyde E. Cook	0	
Write-In Totals	0	
Total Votes Cast	0	
Overvotes	0	
Undervotes	0	

REP Members of the General Assembly 5th Legislative District

Vote For 2

	TOTAL	VOTE %
Joe Miller	0	
Yalinda Pagan	0	
Write-In Totals	0	
Total Votes Cast	0	
Overvotes	0	
Undervotes	0	

REP Members of the Board of County Commissioners

Vote For 2

	TOTAL	VOTE %
Jason Fanning	0	
Norman C. Rebel Jr.	0	
Write-In Totals	0	
Total Votes Cast	0	
Overvotes	0	
Undervotes	0	

Camden Ward 2 District 4

REP Member of Council Camden City - Ward 2

Vote For 1

	TOTAL	VOTE %
NO PETITION FILED	0	
Write-In Totals	0	
Total Votes Cast	0	
Overvotes	0	
Undervotes	0	

Camden Ward 2 District 5 Suppressed

Statistics	TOTAL
Registered Voters - Total	855
Registered Voters - NONPARTISAN	354
Registered Voters - DEMOCRAT	471
Registered Voters - REPUBLICAN	30
Ballots Cast - Total	61
Ballots Cast - NONPARTISAN	0
Ballots Cast - DEMOCRAT	58
Ballots Cast - REPUBLICAN	3
Ballots Cast - Blank	0
Voter Turnout - Total	7.13%
Voter Turnout - NONPARTISAN	0.00%
Voter Turnout - DEMOCRAT	12.31%
Voter Turnout - REPUBLICAN	10.00%

DEM Member of State Senate 5th Legislative District Vote For 1

	TOTAL	VOTE %	
Nilsa Cruz-Perez	46	97.87%	
Write-In Totals	1	2.13%	
Total Votes Cast	47	100.00%	
Overvotes	0		
Undervotes	11		

DEM Members of the General Assembly 5th Legislative District Vote For 2

	TOTAL	VOTE %	
William F. Moen Jr.	39	45.35%	
William W. Spearman	45	52.33%	
Write-In Totals	2	2.33%	
Total Votes Cast	86	100.00%	
Overvotes	0		
Undervotes	30		

DEM Members of the Board of County Commissioners Vote For 2

	TOTAL	VOTE %	
Kate Delany	12	14.29%	
Samuel E. Sweet	11	13.10%	
Louis Cappelli Jr.	30	35.71%	
Jonathan L. Young Sr.	29	34.52%	
Write-In Totals	2	2.38%	
Total Votes Cast	84	100.00%	
Overvotes	10		
Undervotes	22		

Camden Ward 2 District 5 Suppressed

DEM Member of Council Camden City - Ward 2

Vote For 1

	TOTAL	VOTE %	
Christopher Collins	34	68.00%	<div style="width: 68%; background-color: #f1c40f;"></div>
Theo Spencer	1	2.00%	<div style="width: 2%; background-color: #f1c40f;"></div>
Elton Custis	15	30.00%	<div style="width: 30%; background-color: #f1c40f;"></div>
Write-In Totals	0	0.00%	
Total Votes Cast	50	100.00%	<div style="width: 100%; background-color: #f1c40f;"></div>
Overvotes	7		
Undervotes	1		

DEM Members of County Committee Camden City - Ward 2

Vote For 1

	TOTAL	VOTE %	
Cam Co Dem Comm, Inc.	41	100.00%	<div style="width: 100%; background-color: #f1c40f;"></div>
Total Votes Cast	41	100.00%	<div style="width: 100%; background-color: #f1c40f;"></div>
Overvotes	0		
Undervotes	17		

REP Member of State Senate 5th Legislative District

Vote For 1

	TOTAL	VOTE %	
Clyde E. Cook			
Write-In Totals			
Total Votes Cast			
Overvotes			
Undervotes			

REP Members of the General Assembly 5th Legislative District

Vote For 2

	TOTAL	VOTE %	
Joe Miller			
Yalinda Pagan			
Write-In Totals			
Total Votes Cast			
Overvotes			
Undervotes			

REP Members of the Board of County Commissioners

Vote For 2

	TOTAL	VOTE %	
Jason Fanning			
Norman C. Rebel Jr.			
Write-In Totals			
Total Votes Cast			
Overvotes			
Undervotes			

Camden Ward 2 District 5 Suppressed

REP Member of Council Camden City - Ward 2

Vote For 1

TOTAL VOTE %

NO PETITION FILED

Write-In Totals

Total Votes Cast

Overvotes

Undervotes

Camden Ward 2 District 6 Suppressed

Statistics	TOTAL
Registered Voters - Total	1,573
Registered Voters - NONPARTISAN	584
Registered Voters - DEMOCRAT	923
Registered Voters - REPUBLICAN	66
Ballots Cast - Total	144
Ballots Cast - NONPARTISAN	0
Ballots Cast - DEMOCRAT	134
Ballots Cast - REPUBLICAN	10
Ballots Cast - Blank	0
Voter Turnout - Total	9.15%
Voter Turnout - NONPARTISAN	0.00%
Voter Turnout - DEMOCRAT	14.52%
Voter Turnout - REPUBLICAN	15.15%

DEM Member of State Senate 5th Legislative District Vote For 1

	TOTAL	VOTE %	
Nilsa Cruz-Perez	107	99.07%	
Write-In Totals	1	0.93%	
Total Votes Cast	108	100.00%	
Overvotes	0		
Undervotes	26		

DEM Members of the General Assembly 5th Legislative District Vote For 2

	TOTAL	VOTE %	
William F. Moen Jr.	98	48.04%	
William W. Spearman	106	51.96%	
Write-In Totals	0	0.00%	
Total Votes Cast	204	100.00%	
Overvotes	4		
Undervotes	60		

DEM Members of the Board of County Commissioners Vote For 2

	TOTAL	VOTE %	
Kate Delany	21	10.05%	
Samuel E. Sweet	19	9.09%	
Louis Cappelli Jr.	86	41.15%	
Jonathan L. Young Sr.	83	39.71%	
Write-In Totals	0	0.00%	
Total Votes Cast	209	100.00%	
Overvotes	20		
Undervotes	39		

Camden Ward 2 District 6 Suppressed

DEM Member of Council Camden City - Ward 2

Vote For 1

	TOTAL	VOTE %	
Christopher Collins	84	86.60%	<div style="width: 86.60%; background-color: #f0e68c;"></div>
Theo Spencer	9	9.28%	<div style="width: 9.28%; background-color: #d3d3d3;"></div>
Elton Custis	4	4.12%	<div style="width: 4.12%; background-color: #d3d3d3;"></div>
Write-In Totals	0	0.00%	<div style="width: 0.00%; background-color: #d3d3d3;"></div>
Total Votes Cast	97	100.00%	<div style="width: 100.00%; background-color: #f0e68c;"></div>
Overvotes	25		
Undervotes	12		

DEM Members of County Committee Camden City - Ward 2

Vote For 1

	TOTAL	VOTE %	
Cam Co Dem Comm, Inc.	99	100.00%	<div style="width: 100.00%; background-color: #f0e68c;"></div>
Total Votes Cast	99	100.00%	<div style="width: 100.00%; background-color: #f0e68c;"></div>
Overvotes	0		
Undervotes	35		

REP Member of State Senate 5th Legislative District

Vote For 1

	TOTAL	VOTE %	
Clyde E. Cook			
Write-In Totals			
Total Votes Cast			
Overvotes			
Undervotes			

REP Members of the General Assembly 5th Legislative District

Vote For 2

	TOTAL	VOTE %	
Joe Miller			
Yalinda Pagan			
Write-In Totals			
Total Votes Cast			
Overvotes			
Undervotes			

REP Members of the Board of County Commissioners

Vote For 2

	TOTAL	VOTE %	
Jason Fanning			
Norman C. Rebel Jr.			
Write-In Totals			
Total Votes Cast			
Overvotes			
Undervotes			

Camden Ward 2 District 6 Suppressed

REP Member of Council Camden City - Ward 2

Vote For 1

	TOTAL	VOTE %
--	-------	--------

NO PETITION FILED

Write-In Totals

Total Votes Cast




Overvotes

Undervotes





Camden Ward 2 District 7 Suppressed

Statistics	TOTAL
Registered Voters - Total	1,049
Registered Voters - NONPARTISAN	367
Registered Voters - DEMOCRAT	643
Registered Voters - REPUBLICAN	39
Ballots Cast - Total	94
Ballots Cast - NONPARTISAN	0
Ballots Cast - DEMOCRAT	89
Ballots Cast - REPUBLICAN	5
Ballots Cast - Blank	0
Voter Turnout - Total	8.96%
Voter Turnout - NONPARTISAN	0.00%
Voter Turnout - DEMOCRAT	13.84%
Voter Turnout - REPUBLICAN	12.82%







DEM Member of State Senate 5th Legislative District Vote For 1

	TOTAL	VOTE %	
Nilsa Cruz-Perez	67	100.00%	
Write-In Totals	0	0.00%	
Total Votes Cast	67	100.00%	
Overvotes	1		
Undervotes	21		

DEM Members of the General Assembly 5th Legislative District Vote For 2

	TOTAL	VOTE %	
William F. Moen Jr.	61	45.86%	
William W. Spearman	72	54.14%	
Write-In Totals	0	0.00%	
Total Votes Cast	133	100.00%	
Overvotes	0		
Undervotes	45		

DEM Members of the Board of County Commissioners Vote For 2

	TOTAL	VOTE %	
Kate Delany	17	12.59%	
Samuel E. Sweet	10	7.41%	
Louis Cappelli Jr.	54	40.00%	
Jonathan L. Young Sr.	53	39.26%	
Write-In Totals	1	0.74%	
Total Votes Cast	135	100.00%	
Overvotes	12		
Undervotes	31		

Camden Ward 2 District 7 Suppressed

DEM Member of Council Camden City - Ward 2

Vote For 1

	TOTAL	VOTE %
Christopher Collins	62	83.78%
Theo Spencer	1	1.35%
Elton Custis	11	14.86%
Write-In Totals	0	0.00%
Total Votes Cast	74	100.00%
Overvotes	12	
Undervotes	3	

DEM Members of County Committee Camden City - Ward 2

Vote For 1

	TOTAL	VOTE %
Cam Co Dem Comm, Inc.	60	100.00%
Total Votes Cast	60	100.00%
Overvotes	0	
Undervotes	29	

REP Member of State Senate 5th Legislative District

Vote For 1

	TOTAL	VOTE %
Clyde E. Cook		
Write-In Totals		
Total Votes Cast		
Overvotes		
Undervotes		

REP Members of the General Assembly 5th Legislative District

Vote For 2

	TOTAL	VOTE %
Joe Miller		
Yalinda Pagan		
Write-In Totals		
Total Votes Cast		
Overvotes		
Undervotes		

REP Members of the Board of County Commissioners

Vote For 2

	TOTAL	VOTE %
Jason Fanning		
Norman C. Rebel Jr.		
Write-In Totals		
Total Votes Cast		
Overvotes		
Undervotes		

Camden Ward 2 District 7 Suppressed

REP Member of Council Camden City - Ward 2

Vote For 1

	TOTAL	VOTE %
--	-------	--------

NO PETITION FILED

Write-In Totals

Total Votes Cast




Overvotes

Undervotes





Camden Ward 2 District 8 Suppressed

Statistics	TOTAL
Registered Voters - Total	1,681
Registered Voters - NONPARTISAN	681
Registered Voters - DEMOCRAT	912
Registered Voters - REPUBLICAN	88
Ballots Cast - Total	112
Ballots Cast - NONPARTISAN	0
Ballots Cast - DEMOCRAT	108
Ballots Cast - REPUBLICAN	4
Ballots Cast - Blank	0
Voter Turnout - Total	6.66%
Voter Turnout - NONPARTISAN	0.00%
Voter Turnout - DEMOCRAT	11.84%
Voter Turnout - REPUBLICAN	4.55%







DEM Member of State Senate 5th Legislative District Vote For 1

	TOTAL	VOTE %	
Nilsa Cruz-Perez	97	100.00%	
Write-In Totals	0	0.00%	
Total Votes Cast	97	100.00%	
Overvotes	0		
Undervotes	11		

DEM Members of the General Assembly 5th Legislative District Vote For 2

	TOTAL	VOTE %	
William F. Moen Jr.	90	48.65%	
William W. Spearman	95	51.35%	
Write-In Totals	0	0.00%	
Total Votes Cast	185	100.00%	
Overvotes	0		
Undervotes	31		

DEM Members of the Board of County Commissioners Vote For 2

	TOTAL	VOTE %	
Kate Delany	21	11.54%	
Samuel E. Sweet	19	10.44%	
Louis Cappelli Jr.	71	39.01%	
Jonathan L. Young Sr.	71	39.01%	
Write-In Totals	0	0.00%	
Total Votes Cast	182	100.00%	
Overvotes	16		
Undervotes	18		

Camden Ward 2 District 8 Suppressed

DEM Member of Council Camden City - Ward 2

Vote For 1

	TOTAL	VOTE %
Christopher Collins	74	82.22%
Theo Spencer	4	4.44%
Elton Custis	12	13.33%
Write-In Totals	0	0.00%
Total Votes Cast	90	100.00%
Overvotes	13	
Undervotes	5	

DEM Members of County Committee Camden City - Ward 2

Vote For 1

	TOTAL	VOTE %
Cam Co Dem Comm, Inc.	91	100.00%
Total Votes Cast	91	100.00%
Overvotes	0	
Undervotes	17	

REP Member of State Senate 5th Legislative District

Vote For 1

	TOTAL	VOTE %
Clyde E. Cook		
Write-In Totals		
Total Votes Cast		
Overvotes		
Undervotes		

REP Members of the General Assembly 5th Legislative District

Vote For 2

	TOTAL	VOTE %
Joe Miller		
Yalinda Pagan		
Write-In Totals		
Total Votes Cast		
Overvotes		
Undervotes		

REP Members of the Board of County Commissioners

Vote For 2

	TOTAL	VOTE %
Jason Fanning		
Norman C. Rebel Jr.		
Write-In Totals		
Total Votes Cast		
Overvotes		
Undervotes		

Camden Ward 2 District 8 Suppressed

REP Member of Council Camden City - Ward 2

Vote For 1

	TOTAL	VOTE %
--	-------	--------

NO PETITION FILED

Write-In Totals

Total Votes Cast

Overvotes

Undervotes

Camden Ward 2 District 9 Suppressed

Statistics	TOTAL
Registered Voters - Total	1,746
Registered Voters - NONPARTISAN	664
Registered Voters - DEMOCRAT	994
Registered Voters - REPUBLICAN	88
Ballots Cast - Total	115
Ballots Cast - NONPARTISAN	0
Ballots Cast - DEMOCRAT	113
Ballots Cast - REPUBLICAN	2
Ballots Cast - Blank	0
Voter Turnout - Total	6.59%
Voter Turnout - NONPARTISAN	0.00%
Voter Turnout - DEMOCRAT	11.37%
Voter Turnout - REPUBLICAN	2.27%

DEM Member of State Senate 5th Legislative District Vote For 1

	TOTAL	VOTE %
Nilsa Cruz-Perez	91	100.00%
Write-In Totals	0	0.00%
Total Votes Cast	91	100.00%
Overvotes	0	
Undervotes	22	

DEM Members of the General Assembly 5th Legislative District Vote For 2

	TOTAL	VOTE %
William F. Moen Jr.	81	47.09%
William W. Spearman	91	52.91%
Write-In Totals	0	0.00%
Total Votes Cast	172	100.00%
Overvotes	0	
Undervotes	54	

DEM Members of the Board of County Commissioners Vote For 2

	TOTAL	VOTE %
Kate Delany	20	11.11%
Samuel E. Sweet	13	7.22%
Louis Cappelli Jr.	75	41.67%
Jonathan L. Young Sr.	72	40.00%
Write-In Totals	0	0.00%
Total Votes Cast	180	100.00%
Overvotes	10	
Undervotes	36	

Camden Ward 2 District 9 Suppressed

DEM Member of Council Camden City - Ward 2

Vote For 1

	TOTAL	VOTE %
Christopher Collins	74	78.72%
Theo Spencer	6	6.38%
Elton Custis	14	14.89%
Write-In Totals	0	0.00%
Total Votes Cast	94	100.00%
Overvotes	14	
Undervotes	5	

DEM Members of County Committee Camden City - Ward 2

Vote For 1

	TOTAL	VOTE %
Cam Co Dem Comm, Inc.	81	100.00%
Total Votes Cast	81	100.00%
Overvotes	0	
Undervotes	32	

REP Member of State Senate 5th Legislative District

Vote For 1

	TOTAL	VOTE %
Clyde E. Cook		
Write-In Totals		
Total Votes Cast		
Overvotes		
Undervotes		

REP Members of the General Assembly 5th Legislative District

Vote For 2

	TOTAL	VOTE %
Joe Miller		
Yalinda Pagan		
Write-In Totals		
Total Votes Cast		
Overvotes		
Undervotes		

REP Members of the Board of County Commissioners

Vote For 2

	TOTAL	VOTE %
Jason Fanning		
Norman C. Rebel Jr.		
Write-In Totals		
Total Votes Cast		
Overvotes		
Undervotes		

Camden Ward 2 District 9 Suppressed

REP Member of Council Camden City - Ward 2

Vote For 1

	TOTAL	VOTE %
--	-------	--------

NO PETITION FILED

Write-In Totals

Total Votes Cast




Overvotes

Undervotes





Camden Ward 2 District 10 Suppressed

Statistics	TOTAL
Registered Voters - Total	825
Registered Voters - NONPARTISAN	324
Registered Voters - DEMOCRAT	460
Registered Voters - REPUBLICAN	41
Ballots Cast - Total	58
Ballots Cast - NONPARTISAN	0
Ballots Cast - DEMOCRAT	55
Ballots Cast - REPUBLICAN	3
Ballots Cast - Blank	1
Voter Turnout - Total	7.03%
Voter Turnout - NONPARTISAN	0.00%
Voter Turnout - DEMOCRAT	11.96%
Voter Turnout - REPUBLICAN	7.32%







DEM Member of State Senate 5th Legislative District Vote For 1

	TOTAL	VOTE %	
Nilsa Cruz-Perez	47	100.00%	
Write-In Totals	0	0.00%	
Total Votes Cast	47	100.00%	
Overvotes	1		
Undervotes	7		

DEM Members of the General Assembly 5th Legislative District Vote For 2

	TOTAL	VOTE %	
William F. Moen Jr.	45	48.91%	
William W. Spearman	47	51.09%	
Write-In Totals	0	0.00%	
Total Votes Cast	92	100.00%	
Overvotes	0		
Undervotes	18		

DEM Members of the Board of County Commissioners Vote For 2

	TOTAL	VOTE %	
Kate Delany	8	8.89%	
Samuel E. Sweet	8	8.89%	
Louis Cappelli Jr.	36	40.00%	
Jonathan L. Young Sr.	38	42.22%	
Write-In Totals	0	0.00%	
Total Votes Cast	90	100.00%	
Overvotes	8		
Undervotes	12		

Camden Ward 2 District 10 Suppressed

DEM Member of Council Camden City - Ward 2

Vote For 1

	TOTAL	VOTE %	
Christopher Collins	35	77.78%	<div style="width: 77.78%; background-color: #f0e68c;"></div>
Theo Spencer	2	4.44%	<div style="width: 4.44%; background-color: #f0e68c;"></div>
Elton Custis	8	17.78%	<div style="width: 17.78%; background-color: #f0e68c;"></div>
Write-In Totals	0	0.00%	
Total Votes Cast	45	100.00%	<div style="width: 100%; background-color: #f0e68c;"></div>
Overvotes	6		
Undervotes	4		

DEM Members of County Committee Camden City - Ward 2

Vote For 1

	TOTAL	VOTE %	
Cam Co Dem Comm, Inc.	40	100.00%	<div style="width: 100%; background-color: #f0e68c;"></div>
Total Votes Cast	40	100.00%	<div style="width: 100%; background-color: #f0e68c;"></div>
Overvotes	0		
Undervotes	15		

REP Member of State Senate 5th Legislative District

Vote For 1

	TOTAL	VOTE %	
Clyde E. Cook			
Write-In Totals			
Total Votes Cast			
Overvotes			
Undervotes			

REP Members of the General Assembly 5th Legislative District

Vote For 2

	TOTAL	VOTE %	
Joe Miller			
Yalinda Pagan			
Write-In Totals			
Total Votes Cast			
Overvotes			
Undervotes			

REP Members of the Board of County Commissioners

Vote For 2

	TOTAL	VOTE %	
Jason Fanning			
Norman C. Rebel Jr.			
Write-In Totals			
Total Votes Cast			
Overvotes			
Undervotes			

Camden Ward 2 District 10 Suppressed

REP Member of Council Camden City - Ward 2

Vote For 1

	TOTAL	VOTE %
--	-------	--------

NO PETITION FILED

Write-In Totals

Total Votes Cast

Overvotes

Undervotes

Camden Ward 2 District 11

Statistics	TOTAL
Registered Voters - Total	764
Registered Voters - NONPARTISAN	302
Registered Voters - DEMOCRAT	431
Registered Voters - REPUBLICAN	31
Ballots Cast - Total	42
Ballots Cast - NONPARTISAN	0
Ballots Cast - DEMOCRAT	42
Ballots Cast - REPUBLICAN	0
Ballots Cast - Blank	0
Voter Turnout - Total	5.50%
Voter Turnout - NONPARTISAN	0.00%
Voter Turnout - DEMOCRAT	9.74%
Voter Turnout - REPUBLICAN	0.00%

DEM Member of State Senate 5th Legislative District Vote For 1

	TOTAL	VOTE %	
Nilsa Cruz-Perez	27	96.43%	
Write-In Totals	1	3.57%	
Total Votes Cast	28	100.00%	
Overvotes	0		
Undervotes	14		

DEM Members of the General Assembly 5th Legislative District Vote For 2

	TOTAL	VOTE %	
William F. Moen Jr.	25	48.08%	
William W. Spearman	27	51.92%	
Write-In Totals	0	0.00%	
Total Votes Cast	52	100.00%	
Overvotes	0		
Undervotes	32		

DEM Members of the Board of County Commissioners Vote For 2

	TOTAL	VOTE %	
Kate Delany	9	15.79%	
Samuel E. Sweet	9	15.79%	
Louis Cappelli Jr.	20	35.09%	
Jonathan L. Young Sr.	19	33.33%	
Write-In Totals	0	0.00%	
Total Votes Cast	57	100.00%	
Overvotes	10		
Undervotes	17		

Camden Ward 2 District 11

DEM Member of Council Camden City - Ward 2

Vote For 1

	TOTAL	VOTE %	
Christopher Collins	20	66.67%	<div style="width: 66.67%; background-color: #f0e68c;"></div>
Theo Spencer	1	3.33%	<div style="width: 3.33%; background-color: #f0e68c;"></div>
Elton Custis	9	30.00%	<div style="width: 30.00%; background-color: #f0e68c;"></div>
Write-In Totals	0	0.00%	
Total Votes Cast	30	100.00%	<div style="width: 100.00%; background-color: #f0e68c;"></div>
Overvotes	10		
Undervotes	2		

DEM Members of County Committee Camden City - Ward 2

Vote For 1

	TOTAL	VOTE %	
Cam Co Dem Comm, Inc.	26	100.00%	<div style="width: 100.00%; background-color: #f0e68c;"></div>
Total Votes Cast	26	100.00%	<div style="width: 100.00%; background-color: #f0e68c;"></div>
Overvotes	0		
Undervotes	16		

REP Member of State Senate 5th Legislative District

Vote For 1

	TOTAL	VOTE %	
Clyde E. Cook	0		
Write-In Totals	0		
Total Votes Cast	0		
Overvotes	0		
Undervotes	0		

REP Members of the General Assembly 5th Legislative District

Vote For 2

	TOTAL	VOTE %	
Joe Miller	0		
Yalinda Pagan	0		
Write-In Totals	0		
Total Votes Cast	0		
Overvotes	0		
Undervotes	0		

REP Members of the Board of County Commissioners

Vote For 2

	TOTAL	VOTE %	
Jason Fanning	0		
Norman C. Rebel Jr.	0		
Write-In Totals	0		
Total Votes Cast	0		
Overvotes	0		
Undervotes	0		

Camden Ward 2 District 11

REP Member of Council Camden City - Ward 2




Vote For 1

	TOTAL	VOTE %
NO PETITION FILED	0	
Write-In Totals	0	
Total Votes Cast	0	
Overvotes	0	
Undervotes	0	





Camden Ward 3 District 1 Suppressed

Statistics	TOTAL
Registered Voters - Total	1,081
Registered Voters - NONPARTISAN	521
Registered Voters - DEMOCRAT	503
Registered Voters - REPUBLICAN	57
Ballots Cast - Total	64
Ballots Cast - NONPARTISAN	0
Ballots Cast - DEMOCRAT	63
Ballots Cast - REPUBLICAN	1
Ballots Cast - Blank	0
Voter Turnout - Total	5.92%
Voter Turnout - NONPARTISAN	0.00%
Voter Turnout - DEMOCRAT	12.52%
Voter Turnout - REPUBLICAN	1.75%







DEM Member of State Senate 5th Legislative District Vote For 1

	TOTAL	VOTE %	
Nilsa Cruz-Perez	53	100.00%	
Write-In Totals	0	0.00%	
Total Votes Cast	53	100.00%	
Overvotes	0		
Undervotes	10		

DEM Members of the General Assembly 5th Legislative District Vote For 2

	TOTAL	VOTE %	
William F. Moen Jr.	44	50.00%	
William W. Spearman	44	50.00%	
Write-In Totals	0	0.00%	
Total Votes Cast	88	100.00%	
Overvotes	0		
Undervotes	38		

DEM Members of the Board of County Commissioners Vote For 2

	TOTAL	VOTE %	
Kate Delany	13	13.83%	
Samuel E. Sweet	7	7.45%	
Louis Cappelli Jr.	37	39.36%	
Jonathan L. Young Sr.	37	39.36%	
Write-In Totals	0	0.00%	
Total Votes Cast	94	100.00%	
Overvotes	14		
Undervotes	18		

Camden Ward 3 District 1 Suppressed

DEM Member of Council Camden City - Ward 3

Vote For 1

	TOTAL	VOTE %	
Falio Leyba-Martinez	31	73.81%	<div style="width: 73.81%;"><div style="width: 73.81%;"></div></div>
Marilyn Torres	11	26.19%	<div style="width: 26.19%;"><div style="width: 26.19%;"></div></div>
Write-In Totals	0	0.00%	
Total Votes Cast	42	100.00%	<div style="width: 100%;"><div style="width: 100%;"></div></div>
Overvotes	10		
Undervotes	11		

DEM Members of County Committee Camden City - Ward 3

Vote For 1

	TOTAL	VOTE %	
Cam Co Dem Comm, Inc.	36	94.74%	<div style="width: 94.74%;"><div style="width: 94.74%;"></div></div>
Progressive Dem for Camden City	2	5.26%	<div style="width: 5.26%;"><div style="width: 5.26%;"></div></div>
Total Votes Cast	38	100.00%	<div style="width: 100%;"><div style="width: 100%;"></div></div>
Overvotes	6		
Undervotes	19		

REP Member of State Senate 5th Legislative District

Vote For 1

	TOTAL	VOTE %	
Clyde E. Cook			
Write-In Totals			
Total Votes Cast			
Overvotes			
Undervotes			

REP Members of the General Assembly 5th Legislative District

Vote For 2

	TOTAL	VOTE %	
Joe Miller			
Yalinda Pagan			
Write-In Totals			
Total Votes Cast			
Overvotes			
Undervotes			

REP Members of the Board of County Commissioners

Vote For 2

	TOTAL	VOTE %	
Jason Fanning			
Norman C. Rebel Jr.			
Write-In Totals			
Total Votes Cast			
Overvotes			
Undervotes			

Camden Ward 3 District 1 Suppressed

REP Member of Council Camden City - Ward 3

Vote For 1

	TOTAL	VOTE %
--	-------	--------

NO PETITION FILED

Write-In Totals

Total Votes Cast




Overvotes

Undervotes





Camden Ward 3 District 2 Suppressed

Statistics	TOTAL
Registered Voters - Total	1,355
Registered Voters - NONPARTISAN	564
Registered Voters - DEMOCRAT	692
Registered Voters - REPUBLICAN	99
Ballots Cast - Total	154
Ballots Cast - NONPARTISAN	0
Ballots Cast - DEMOCRAT	144
Ballots Cast - REPUBLICAN	10
Ballots Cast - Blank	1
Voter Turnout - Total	11.37%
Voter Turnout - NONPARTISAN	0.00%
Voter Turnout - DEMOCRAT	20.81%
Voter Turnout - REPUBLICAN	10.10%







DEM Member of State Senate 5th Legislative District Vote For 1

	TOTAL	VOTE %	
Nilsa Cruz-Perez	128	100.00%	
Write-In Totals	0	0.00%	
Total Votes Cast	128	100.00%	
Overvotes	0		
Undervotes	16		

DEM Members of the General Assembly 5th Legislative District Vote For 2

	TOTAL	VOTE %	
William F. Moen Jr.	124	50.41%	
William W. Spearman	122	49.59%	
Write-In Totals	0	0.00%	
Total Votes Cast	246	100.00%	
Overvotes	0		
Undervotes	42		

DEM Members of the Board of County Commissioners Vote For 2

	TOTAL	VOTE %	
Kate Delany	20	8.66%	
Samuel E. Sweet	19	8.23%	
Louis Cappelli Jr.	96	41.56%	
Jonathan L. Young Sr.	96	41.56%	
Write-In Totals	0	0.00%	
Total Votes Cast	231	100.00%	
Overvotes	23		
Undervotes	34		

Camden Ward 3 District 2 Suppressed

DEM Member of Council Camden City - Ward 3

Vote For 1

	TOTAL	VOTE %
Falio Leyba-Martinez	85	75.89%
Marilyn Torres	27	24.11%
Write-In Totals	0	0.00%
Total Votes Cast	112	100.00%
Overvotes	21	
Undervotes	11	

DEM Members of County Committee Camden City - Ward 3

Vote For 1

	TOTAL	VOTE %
Cam Co Dem Comm, Inc.	102	90.27%
Progressive Dem for Camden City	11	9.73%
Total Votes Cast	113	100.00%
Overvotes	8	
Undervotes	23	

REP Member of State Senate 5th Legislative District

Vote For 1

	TOTAL	VOTE %
Clyde E. Cook		
Write-In Totals		
Total Votes Cast		
Overvotes		
Undervotes		

REP Members of the General Assembly 5th Legislative District

Vote For 2

	TOTAL	VOTE %
Joe Miller		
Yalinda Pagan		
Write-In Totals		
Total Votes Cast		
Overvotes		
Undervotes		

REP Members of the Board of County Commissioners

Vote For 2

	TOTAL	VOTE %
Jason Fanning		
Norman C. Rebel Jr.		
Write-In Totals		
Total Votes Cast		
Overvotes		
Undervotes		

Camden Ward 3 District 2 Suppressed

REP Member of Council Camden City - Ward 3

Vote For 1

	TOTAL	VOTE %
--	-------	--------

NO PETITION FILED

Write-In Totals

Total Votes Cast




Overvotes

Undervotes





Camden Ward 3 District 3 Suppressed

Statistics	TOTAL
Registered Voters - Total	1,085
Registered Voters - NONPARTISAN	404
Registered Voters - DEMOCRAT	628
Registered Voters - REPUBLICAN	53
Ballots Cast - Total	82
Ballots Cast - NONPARTISAN	0
Ballots Cast - DEMOCRAT	79
Ballots Cast - REPUBLICAN	3
Ballots Cast - Blank	0
Voter Turnout - Total	7.56%
Voter Turnout - NONPARTISAN	0.00%
Voter Turnout - DEMOCRAT	12.58%
Voter Turnout - REPUBLICAN	5.66%







DEM Member of State Senate 5th Legislative District Vote For 1

	TOTAL	VOTE %	
Nilsa Cruz-Perez	64	100.00%	
Write-In Totals	0	0.00%	
Total Votes Cast	64	100.00%	
Overvotes	0		
Undervotes	15		

DEM Members of the General Assembly 5th Legislative District Vote For 2

	TOTAL	VOTE %	
William F. Moen Jr.	63	50.00%	
William W. Spearman	63	50.00%	
Write-In Totals	0	0.00%	
Total Votes Cast	126	100.00%	
Overvotes	0		
Undervotes	32		

DEM Members of the Board of County Commissioners Vote For 2

	TOTAL	VOTE %	
Kate Delany	6	5.08%	
Samuel E. Sweet	6	5.08%	
Louis Cappelli Jr.	55	46.61%	
Jonathan L. Young Sr.	51	43.22%	
Write-In Totals	0	0.00%	
Total Votes Cast	118	100.00%	
Overvotes	12		
Undervotes	28		

Camden Ward 3 District 3 Suppressed

DEM Member of Council Camden City - Ward 3

Vote For 1

	TOTAL	VOTE %
Falio Leyba-Martinez	54	81.82%
Marilyn Torres	12	18.18%
Write-In Totals	0	0.00%
Total Votes Cast	66	100.00%
Overvotes	9	
Undervotes	4	

DEM Members of County Committee Camden City - Ward 3

Vote For 1

	TOTAL	VOTE %
Cam Co Dem Comm, Inc.	54	94.74%
Progressive Dem for Camden City	3	5.26%
Total Votes Cast	57	100.00%
Overvotes	6	
Undervotes	16	

REP Member of State Senate 5th Legislative District

Vote For 1

	TOTAL	VOTE %
Clyde E. Cook		
Write-In Totals		
Total Votes Cast		
Overvotes		
Undervotes		

REP Members of the General Assembly 5th Legislative District

Vote For 2

	TOTAL	VOTE %
Joe Miller		
Yalinda Pagan		
Write-In Totals		
Total Votes Cast		
Overvotes		
Undervotes		

REP Members of the Board of County Commissioners

Vote For 2

	TOTAL	VOTE %
Jason Fanning		
Norman C. Rebel Jr.		
Write-In Totals		
Total Votes Cast		
Overvotes		
Undervotes		

Camden Ward 3 District 3 Suppressed

REP Member of Council Camden City - Ward 3

Vote For 1

TOTAL VOTE %

NO PETITION FILED

Write-In Totals

Total Votes Cast




Overvotes

Undervotes





Camden Ward 3 District 4 Suppressed

Statistics	TOTAL
Registered Voters - Total	1,145
Registered Voters - NONPARTISAN	452
Registered Voters - DEMOCRAT	618
Registered Voters - REPUBLICAN	75
Ballots Cast - Total	97
Ballots Cast - NONPARTISAN	0
Ballots Cast - DEMOCRAT	94
Ballots Cast - REPUBLICAN	3
Ballots Cast - Blank	0
Voter Turnout - Total	8.47%
Voter Turnout - NONPARTISAN	0.00%
Voter Turnout - DEMOCRAT	15.21%
Voter Turnout - REPUBLICAN	4.00%







DEM Member of State Senate 5th Legislative District Vote For 1

	TOTAL	VOTE %	
Nilsa Cruz-Perez	86	100.00%	
Write-In Totals	0	0.00%	
Total Votes Cast	86	100.00%	
Overvotes	0		
Undervotes	8		

DEM Members of the General Assembly 5th Legislative District Vote For 2

	TOTAL	VOTE %	
William F. Moen Jr.	73	47.71%	
William W. Spearman	80	52.29%	
Write-In Totals	0	0.00%	
Total Votes Cast	153	100.00%	
Overvotes	0		
Undervotes	35		

DEM Members of the Board of County Commissioners Vote For 2

	TOTAL	VOTE %	
Kate Delany	13	8.23%	
Samuel E. Sweet	7	4.43%	
Louis Cappelli Jr.	70	44.30%	
Jonathan L. Young Sr.	68	43.04%	
Write-In Totals	0	0.00%	
Total Votes Cast	158	100.00%	
Overvotes	11		
Undervotes	19		

Camden Ward 3 District 4 Suppressed

DEM Member of Council Camden City - Ward 3

Vote For 1

	TOTAL	VOTE %	
Falio Leyba-Martinez	65	78.31%	<div style="width: 78.31%; background-color: #f0e68c;"></div>
Marilyn Torres	18	21.69%	<div style="width: 21.69%; background-color: #d3d3d3;"></div>
Write-In Totals	0	0.00%	<div style="width: 0%; background-color: #d3d3d3;"></div>
Total Votes Cast	83	100.00%	<div style="width: 100%; background-color: #f0e68c;"></div>
Overvotes	7		
Undervotes	4		

DEM Members of County Committee Camden City - Ward 3

Vote For 1

	TOTAL	VOTE %	
Cam Co Dem Comm, Inc.	63	94.03%	<div style="width: 94.03%; background-color: #f0e68c;"></div>
Progressive Dem for Camden City	4	5.97%	<div style="width: 5.97%; background-color: #d3d3d3;"></div>
Total Votes Cast	67	100.00%	<div style="width: 100%; background-color: #f0e68c;"></div>
Overvotes	5		
Undervotes	22		

REP Member of State Senate 5th Legislative District

Vote For 1

	TOTAL	VOTE %	
Clyde E. Cook			
Write-In Totals			
Total Votes Cast			
Overvotes			
Undervotes			

REP Members of the General Assembly 5th Legislative District

Vote For 2

	TOTAL	VOTE %	
Joe Miller			
Yalinda Pagan			
Write-In Totals			
Total Votes Cast			
Overvotes			
Undervotes			

REP Members of the Board of County Commissioners

Vote For 2

	TOTAL	VOTE %	
Jason Fanning			
Norman C. Rebel Jr.			
Write-In Totals			
Total Votes Cast			
Overvotes			
Undervotes			

Camden Ward 3 District 4 Suppressed

REP Member of Council Camden City - Ward 3

Vote For 1

	TOTAL	VOTE %
--	-------	--------

NO PETITION FILED

Write-In Totals

Total Votes Cast




Overvotes

Undervotes





Camden Ward 3 District 5 Suppressed

Statistics	TOTAL
Registered Voters - Total	958
Registered Voters - NONPARTISAN	405
Registered Voters - DEMOCRAT	496
Registered Voters - REPUBLICAN	57
Ballots Cast - Total	78
Ballots Cast - NONPARTISAN	0
Ballots Cast - DEMOCRAT	75
Ballots Cast - REPUBLICAN	3
Ballots Cast - Blank	0
Voter Turnout - Total	8.14%
Voter Turnout - NONPARTISAN	0.00%
Voter Turnout - DEMOCRAT	15.12%
Voter Turnout - REPUBLICAN	5.26%







DEM Member of State Senate 5th Legislative District Vote For 1

	TOTAL	VOTE %	
Nilsa Cruz-Perez	63	100.00%	
Write-In Totals	0	0.00%	
Total Votes Cast	63	100.00%	
Overvotes	1		
Undervotes	11		

DEM Members of the General Assembly 5th Legislative District Vote For 2

	TOTAL	VOTE %	
William F. Moen Jr.	58	49.57%	
William W. Spearman	59	50.43%	
Write-In Totals	0	0.00%	
Total Votes Cast	117	100.00%	
Overvotes	2		
Undervotes	31		

DEM Members of the Board of County Commissioners Vote For 2

	TOTAL	VOTE %	
Kate Delany	13	10.48%	
Samuel E. Sweet	12	9.68%	
Louis Cappelli Jr.	49	39.52%	
Jonathan L. Young Sr.	50	40.32%	
Write-In Totals	0	0.00%	
Total Votes Cast	124	100.00%	
Overvotes	6		
Undervotes	20		

Camden Ward 3 District 5 Suppressed

DEM Member of Council Camden City - Ward 3

Vote For 1

	TOTAL	VOTE %
Falio Leyba-Martinez	43	69.35%
Marilyn Torres	19	30.65%
Write-In Totals	0	0.00%
Total Votes Cast	62	100.00%
Overvotes	8	
Undervotes	5	

DEM Members of County Committee Camden City - Ward 3

Vote For 1

	TOTAL	VOTE %
Cam Co Dem Comm, Inc.	53	88.33%
Progressive Dem for Camden City	7	11.67%
Total Votes Cast	60	100.00%
Overvotes	3	
Undervotes	12	

REP Member of State Senate 5th Legislative District

Vote For 1

	TOTAL	VOTE %
Clyde E. Cook		
Write-In Totals		
Total Votes Cast		
Overvotes		
Undervotes		

REP Members of the General Assembly 5th Legislative District

Vote For 2

	TOTAL	VOTE %
Joe Miller		
Yalinda Pagan		
Write-In Totals		
Total Votes Cast		
Overvotes		
Undervotes		

REP Members of the Board of County Commissioners

Vote For 2

	TOTAL	VOTE %
Jason Fanning		
Norman C. Rebel Jr.		
Write-In Totals		
Total Votes Cast		
Overvotes		
Undervotes		

Camden Ward 3 District 5 Suppressed

REP Member of Council Camden City - Ward 3

Vote For 1

	TOTAL	VOTE %
--	-------	--------

NO PETITION FILED

Write-In Totals

Total Votes Cast

Overvotes

Undervotes

Camden Ward 3 District 6 Suppressed

Statistics	TOTAL
Registered Voters - Total	1,132
Registered Voters - NONPARTISAN	419
Registered Voters - DEMOCRAT	657
Registered Voters - REPUBLICAN	56
Ballots Cast - Total	104
Ballots Cast - NONPARTISAN	0
Ballots Cast - DEMOCRAT	100
Ballots Cast - REPUBLICAN	4
Ballots Cast - Blank	0
Voter Turnout - Total	9.19%
Voter Turnout - NONPARTISAN	0.00%
Voter Turnout - DEMOCRAT	15.22%
Voter Turnout - REPUBLICAN	7.14%

DEM Member of State Senate 5th Legislative District Vote For 1

	TOTAL	VOTE %	
Nilsa Cruz-Perez	82	97.62%	
Write-In Totals	2	2.38%	
Total Votes Cast	84	100.00%	
Overvotes	0		
Undervotes	16		

DEM Members of the General Assembly 5th Legislative District Vote For 2

	TOTAL	VOTE %	
William F. Moen Jr.	78	45.35%	
William W. Spearman	90	52.33%	
Write-In Totals	4	2.33%	
Total Votes Cast	172	100.00%	
Overvotes	0		
Undervotes	28		

DEM Members of the Board of County Commissioners Vote For 2

	TOTAL	VOTE %	
Kate Delany	13	8.84%	
Samuel E. Sweet	11	7.48%	
Louis Cappelli Jr.	59	40.14%	
Jonathan L. Young Sr.	60	40.82%	
Write-In Totals	4	2.72%	
Total Votes Cast	147	100.00%	
Overvotes	33		
Undervotes	20		

Camden Ward 3 District 6 Suppressed

DEM Member of Council Camden City - Ward 3

Vote For 1

	TOTAL	VOTE %
Falio Leyba-Martinez	61	76.25%
Marilyn Torres	15	18.75%
Write-In Totals	4	5.00%
Total Votes Cast	80	100.00%
Overvotes	16	
Undervotes	4	

DEM Members of County Committee Camden City - Ward 3

Vote For 1

	TOTAL	VOTE %
Cam Co Dem Comm, Inc.	68	89.47%
Progressive Dem for Camden City	8	10.53%
Total Votes Cast	76	100.00%
Overvotes	6	
Undervotes	18	

REP Member of State Senate 5th Legislative District

Vote For 1

	TOTAL	VOTE %
Clyde E. Cook		
Write-In Totals		
Total Votes Cast		
Overvotes		
Undervotes		

REP Members of the General Assembly 5th Legislative District

Vote For 2

	TOTAL	VOTE %
Joe Miller		
Yalinda Pagan		
Write-In Totals		
Total Votes Cast		
Overvotes		
Undervotes		

REP Members of the Board of County Commissioners

Vote For 2

	TOTAL	VOTE %
Jason Fanning		
Norman C. Rebel Jr.		
Write-In Totals		
Total Votes Cast		
Overvotes		
Undervotes		

Camden Ward 3 District 6 Suppressed

REP Member of Council Camden City - Ward 3

Vote For 1

TOTAL VOTE %

NO PETITION FILED

Write-In Totals

Total Votes Cast




Overvotes

Undervotes





Camden Ward 3 District 7 Suppressed

Statistics	TOTAL
Registered Voters - Total	1,177
Registered Voters - NONPARTISAN	482
Registered Voters - DEMOCRAT	622
Registered Voters - REPUBLICAN	73
Ballots Cast - Total	76
Ballots Cast - NONPARTISAN	0
Ballots Cast - DEMOCRAT	72
Ballots Cast - REPUBLICAN	4
Ballots Cast - Blank	0
Voter Turnout - Total	6.46%
Voter Turnout - NONPARTISAN	0.00%
Voter Turnout - DEMOCRAT	11.58%
Voter Turnout - REPUBLICAN	5.48%







DEM Member of State Senate 5th Legislative District Vote For 1

	TOTAL	VOTE %	
Nilsa Cruz-Perez	67	100.00%	
Write-In Totals	0	0.00%	
Total Votes Cast	67	100.00%	
Overvotes	0		
Undervotes	5		

DEM Members of the General Assembly 5th Legislative District Vote For 2

	TOTAL	VOTE %	
William F. Moen Jr.	57	48.72%	
William W. Spearman	60	51.28%	
Write-In Totals	0	0.00%	
Total Votes Cast	117	100.00%	
Overvotes	0		
Undervotes	27		

DEM Members of the Board of County Commissioners Vote For 2

	TOTAL	VOTE %	
Kate Delany	8	6.67%	
Samuel E. Sweet	9	7.50%	
Louis Cappelli Jr.	53	44.17%	
Jonathan L. Young Sr.	50	41.67%	
Write-In Totals	0	0.00%	
Total Votes Cast	120	100.00%	
Overvotes	8		
Undervotes	16		

Camden Ward 3 District 7 Suppressed

DEM Member of Council Camden City - Ward 3

Vote For 1

	TOTAL	VOTE %
Falio Leyba-Martinez	47	83.93%
Marilyn Torres	9	16.07%
Write-In Totals	0	0.00%
Total Votes Cast	56	100.00%
Overvotes	13	
Undervotes	3	

DEM Members of County Committee Camden City - Ward 3

Vote For 1

	TOTAL	VOTE %
Cam Co Dem Comm, Inc.	49	90.74%
Progressive Dem for Camden City	5	9.26%
Total Votes Cast	54	100.00%
Overvotes	5	
Undervotes	13	

REP Member of State Senate 5th Legislative District

Vote For 1

	TOTAL	VOTE %
Clyde E. Cook		
Write-In Totals		
Total Votes Cast		
Overvotes		
Undervotes		

REP Members of the General Assembly 5th Legislative District

Vote For 2

	TOTAL	VOTE %
Joe Miller		
Yalinda Pagan		
Write-In Totals		
Total Votes Cast		
Overvotes		
Undervotes		

REP Members of the Board of County Commissioners

Vote For 2

	TOTAL	VOTE %
Jason Fanning		
Norman C. Rebel Jr.		
Write-In Totals		
Total Votes Cast		
Overvotes		
Undervotes		

Camden Ward 3 District 7 Suppressed

REP Member of Council Camden City - Ward 3

Vote For 1

	TOTAL	VOTE %
--	-------	--------

NO PETITION FILED

Write-In Totals

Total Votes Cast




Overvotes

Undervotes





Camden Ward 3 District 8 Suppressed

Statistics	TOTAL
Registered Voters - Total	1,284
Registered Voters - NONPARTISAN	540
Registered Voters - DEMOCRAT	654
Registered Voters - REPUBLICAN	90
Ballots Cast - Total	115
Ballots Cast - NONPARTISAN	0
Ballots Cast - DEMOCRAT	106
Ballots Cast - REPUBLICAN	9
Ballots Cast - Blank	1
Voter Turnout - Total	8.96%
Voter Turnout - NONPARTISAN	0.00%
Voter Turnout - DEMOCRAT	16.21%
Voter Turnout - REPUBLICAN	10.00%







DEM Member of State Senate 5th Legislative District Vote For 1

	TOTAL	VOTE %	
Nilsa Cruz-Perez	87	97.75%	
Write-In Totals	2	2.25%	
Total Votes Cast	89	100.00%	
Overvotes	0		
Undervotes	17		

DEM Members of the General Assembly 5th Legislative District Vote For 2

	TOTAL	VOTE %	
William F. Moen Jr.	81	49.39%	
William W. Spearman	83	50.61%	
Write-In Totals	0	0.00%	
Total Votes Cast	164	100.00%	
Overvotes	0		
Undervotes	48		

DEM Members of the Board of County Commissioners Vote For 2

	TOTAL	VOTE %	
Kate Delany	18	9.89%	
Samuel E. Sweet	17	9.34%	
Louis Cappelli Jr.	72	39.56%	
Jonathan L. Young Sr.	75	41.21%	
Write-In Totals	0	0.00%	
Total Votes Cast	182	100.00%	
Overvotes	4		
Undervotes	26		

Camden Ward 3 District 8 Suppressed

DEM Member of Council Camden City - Ward 3

Vote For 1

	TOTAL	VOTE %	
Falio Leyba-Martinez	72	75.79%	<div style="width: 75.79%; background-color: #f0e68c;"></div>
Marilyn Torres	21	22.11%	<div style="width: 22.11%; background-color: #f0e68c;"></div>
Write-In Totals	2	2.11%	<div style="width: 2.11%; background-color: #f0e68c;"></div>
Total Votes Cast	95	100.00%	<div style="width: 100%; background-color: #f0e68c;"></div>
Overvotes	7		
Undervotes	4		

DEM Members of County Committee Camden City - Ward 3

Vote For 1

	TOTAL	VOTE %	
Cam Co Dem Comm, Inc.	75	86.21%	<div style="width: 86.21%; background-color: #f0e68c;"></div>
Progressive Dem for Camden City	12	13.79%	<div style="width: 13.79%; background-color: #f0e68c;"></div>
Total Votes Cast	87	100.00%	<div style="width: 100%; background-color: #f0e68c;"></div>
Overvotes	2		
Undervotes	17		

REP Member of State Senate 5th Legislative District

Vote For 1

	TOTAL	VOTE %	
Clyde E. Cook			
Write-In Totals			
Total Votes Cast			
Overvotes			
Undervotes			

REP Members of the General Assembly 5th Legislative District

Vote For 2

	TOTAL	VOTE %	
Joe Miller			
Yalinda Pagan			
Write-In Totals			
Total Votes Cast			
Overvotes			
Undervotes			

REP Members of the Board of County Commissioners

Vote For 2

	TOTAL	VOTE %	
Jason Fanning			
Norman C. Rebel Jr.			
Write-In Totals			
Total Votes Cast			
Overvotes			
Undervotes			

Camden Ward 3 District 8 Suppressed

REP Member of Council Camden City - Ward 3

Vote For 1

	TOTAL	VOTE %
--	-------	--------

NO PETITION FILED

Write-In Totals

Total Votes Cast

Overvotes

Undervotes

Camden Ward 3 District 9 Suppressed

Statistics	TOTAL
Registered Voters - Total	1,528
Registered Voters - NONPARTISAN	655
Registered Voters - DEMOCRAT	783
Registered Voters - REPUBLICAN	90
Ballots Cast - Total	133
Ballots Cast - NONPARTISAN	0
Ballots Cast - DEMOCRAT	131
Ballots Cast - REPUBLICAN	2
Ballots Cast - Blank	0
Voter Turnout - Total	8.70%
Voter Turnout - NONPARTISAN	0.00%
Voter Turnout - DEMOCRAT	16.73%
Voter Turnout - REPUBLICAN	2.22%

DEM Member of State Senate 5th Legislative District Vote For 1

	TOTAL	VOTE %	
Nilsa Cruz-Perez	104	99.05%	
Write-In Totals	1	0.95%	
Total Votes Cast	105	100.00%	
Overvotes	0		
Undervotes	26		

DEM Members of the General Assembly 5th Legislative District Vote For 2

	TOTAL	VOTE %	
William F. Moen Jr.	102	49.04%	
William W. Spearman	105	50.48%	
Write-In Totals	1	0.48%	
Total Votes Cast	208	100.00%	
Overvotes	0		
Undervotes	54		

DEM Members of the Board of County Commissioners Vote For 2

	TOTAL	VOTE %	
Kate Delany	19	9.05%	
Samuel E. Sweet	13	6.19%	
Louis Cappelli Jr.	92	43.81%	
Jonathan L. Young Sr.	86	40.95%	
Write-In Totals	0	0.00%	
Total Votes Cast	210	100.00%	
Overvotes	13		
Undervotes	39		

Camden Ward 3 District 9 Suppressed

DEM Member of Council Camden City - Ward 3

Vote For 1

	TOTAL	VOTE %	
Falio Leyba-Martinez	81	71.05%	<div style="width: 71.05%; background-color: #f1c232;"></div>
Marilyn Torres	32	28.07%	<div style="width: 28.07%; background-color: #f1c232;"></div>
Write-In Totals	1	0.88%	<div style="width: 0.88%; background-color: #f1c232;"></div>
Total Votes Cast	114	100.00%	<div style="width: 100%; background-color: #f1c232;"></div>
Overvotes	12		
Undervotes	5		

DEM Members of County Committee Camden City - Ward 3

Vote For 1

	TOTAL	VOTE %	
Cam Co Dem Comm, Inc.	86	83.50%	<div style="width: 83.50%; background-color: #f1c232;"></div>
Progressive Dem for Camden City	17	16.50%	<div style="width: 16.50%; background-color: #f1c232;"></div>
Total Votes Cast	103	100.00%	<div style="width: 100%; background-color: #f1c232;"></div>
Overvotes	5		
Undervotes	23		

REP Member of State Senate 5th Legislative District

Vote For 1

	TOTAL	VOTE %
Clyde E. Cook		
Write-In Totals		
Total Votes Cast		
Overvotes		
Undervotes		

REP Members of the General Assembly 5th Legislative District

Vote For 2

	TOTAL	VOTE %
Joe Miller		
Yalinda Pagan		
Write-In Totals		
Total Votes Cast		
Overvotes		
Undervotes		

REP Members of the Board of County Commissioners

Vote For 2

	TOTAL	VOTE %
Jason Fanning		
Norman C. Rebel Jr.		
Write-In Totals		
Total Votes Cast		
Overvotes		
Undervotes		

Camden Ward 3 District 9 Suppressed

REP Member of Council Camden City - Ward 3

Vote For 1

TOTAL VOTE %

NO PETITION FILED

Write-In Totals

Total Votes Cast




Overvotes

Undervotes





Camden Ward 4 District 1

Statistics	TOTAL
Registered Voters - Total	944
Registered Voters - NONPARTISAN	385
Registered Voters - DEMOCRAT	510
Registered Voters - REPUBLICAN	49
Ballots Cast - Total	78
Ballots Cast - NONPARTISAN	0
Ballots Cast - DEMOCRAT	78
Ballots Cast - REPUBLICAN	0
Ballots Cast - Blank	0
Voter Turnout - Total	8.26%
Voter Turnout - NONPARTISAN	0.00%
Voter Turnout - DEMOCRAT	15.29%
Voter Turnout - REPUBLICAN	0.00%







DEM Member of State Senate 5th Legislative District Vote For 1

	TOTAL	VOTE %	
Nilsa Cruz-Perez	73	100.00%	
Write-In Totals	0	0.00%	
Total Votes Cast	73	100.00%	
Overvotes	0		
Undervotes	5		

DEM Members of the General Assembly 5th Legislative District Vote For 2

	TOTAL	VOTE %	
William F. Moen Jr.	68	48.57%	
William W. Spearman	72	51.43%	
Write-In Totals	0	0.00%	
Total Votes Cast	140	100.00%	
Overvotes	0		
Undervotes	16		

DEM Members of the Board of County Commissioners Vote For 2

	TOTAL	VOTE %	
Kate Delany	17	11.97%	
Samuel E. Sweet	12	8.45%	
Louis Cappelli Jr.	56	39.44%	
Jonathan L. Young Sr.	57	40.14%	
Write-In Totals	0	0.00%	
Total Votes Cast	142	100.00%	
Overvotes	4		
Undervotes	10		

Camden Ward 4 District 1

DEM Member of Council Camden City - Ward 4

Vote For 1

	TOTAL	VOTE %	
Jannette Ramos	55	78.57%	<div style="width: 78.57%; background-color: #f1c40f;"></div>
Delbert Neal	14	20.00%	<div style="width: 20.00%; background-color: #f1c40f;"></div>
Write-In Totals	1	1.43%	<div style="width: 1.43%; background-color: #f1c40f;"></div>
Total Votes Cast	70	100.00%	<div style="width: 100.00%; background-color: #f1c40f;"></div>
Overvotes	3		
Undervotes	5		

DEM Members of County Committee Camden City - Ward 4

Vote For 1

	TOTAL	VOTE %	
Cam Co Dem Comm, Inc	67	100.00%	<div style="width: 100.00%; background-color: #f1c40f;"></div>
Total Votes Cast	67	100.00%	<div style="width: 100.00%; background-color: #f1c40f;"></div>
Overvotes	0		
Undervotes	11		

REP Member of State Senate 5th Legislative District

Vote For 1

	TOTAL	VOTE %	
Clyde E. Cook	0		
Write-In Totals	0		
Total Votes Cast	0		
Overvotes	0		
Undervotes	0		

REP Members of the General Assembly 5th Legislative District

Vote For 2

	TOTAL	VOTE %	
Joe Miller	0		
Yalinda Pagan	0		
Write-In Totals	0		
Total Votes Cast	0		
Overvotes	0		
Undervotes	0		

REP Members of the Board of County Commissioners

Vote For 2

	TOTAL	VOTE %	
Jason Fanning	0		
Norman C. Rebel Jr.	0		
Write-In Totals	0		
Total Votes Cast	0		
Overvotes	0		
Undervotes	0		

Camden Ward 4 District 1

REP Member of Council Camden City - Ward 4




Vote For 1

	TOTAL	VOTE %
NO PETITION FILED	0	
Write-In Totals	0	
Total Votes Cast	0	
Overvotes	0	
Undervotes	0	





Camden Ward 4 District 2 Suppressed

Statistics	TOTAL
Registered Voters - Total	1,093
Registered Voters - NONPARTISAN	500
Registered Voters - DEMOCRAT	538
Registered Voters - REPUBLICAN	55
Ballots Cast - Total	42
Ballots Cast - NONPARTISAN	0
Ballots Cast - DEMOCRAT	40
Ballots Cast - REPUBLICAN	2
Ballots Cast - Blank	0
Voter Turnout - Total	3.84%
Voter Turnout - NONPARTISAN	0.00%
Voter Turnout - DEMOCRAT	7.43%
Voter Turnout - REPUBLICAN	3.64%







DEM Member of State Senate 5th Legislative District Vote For 1

	TOTAL	VOTE %	
Nilsa Cruz-Perez	37	100.00%	
Write-In Totals	0	0.00%	
Total Votes Cast	37	100.00%	
Overvotes	0		
Undervotes	3		

DEM Members of the General Assembly 5th Legislative District Vote For 2

	TOTAL	VOTE %	
William F. Moen Jr.	29	45.31%	
William W. Spearman	35	54.69%	
Write-In Totals	0	0.00%	
Total Votes Cast	64	100.00%	
Overvotes	0		
Undervotes	16		

DEM Members of the Board of County Commissioners Vote For 2

	TOTAL	VOTE %	
Kate Delany	6	9.23%	
Samuel E. Sweet	3	4.62%	
Louis Cappelli Jr.	29	44.62%	
Jonathan L. Young Sr.	27	41.54%	
Write-In Totals	0	0.00%	
Total Votes Cast	65	100.00%	
Overvotes	8		
Undervotes	7		

Camden Ward 4 District 2 Suppressed

DEM Member of Council Camden City - Ward 4

Vote For 1

	TOTAL	VOTE %
Jannette Ramos	29	82.86%
Delbert Neal	6	17.14%
Write-In Totals	0	0.00%
Total Votes Cast	35	100.00%
Overvotes	3	
Undervotes	2	

DEM Members of County Committee Camden City - Ward 4

Vote For 1

	TOTAL	VOTE %
Cam Co Dem Comm, Inc	30	100.00%
Total Votes Cast	30	100.00%
Overvotes	0	
Undervotes	10	

REP Member of State Senate 5th Legislative District

Vote For 1

	TOTAL	VOTE %
Clyde E. Cook		
Write-In Totals		
Total Votes Cast		
Overvotes		
Undervotes		

REP Members of the General Assembly 5th Legislative District

Vote For 2

	TOTAL	VOTE %
Joe Miller		
Yalinda Pagan		
Write-In Totals		
Total Votes Cast		
Overvotes		
Undervotes		

REP Members of the Board of County Commissioners

Vote For 2

	TOTAL	VOTE %
Jason Fanning		
Norman C. Rebel Jr.		
Write-In Totals		
Total Votes Cast		
Overvotes		
Undervotes		

Camden Ward 4 District 2 Suppressed

REP Member of Council Camden City - Ward 4

Vote For 1

TOTAL VOTE %

NO PETITION FILED

Write-In Totals

Total Votes Cast




Overvotes

Undervotes





Camden Ward 4 District 3 Suppressed

Statistics	TOTAL
Registered Voters - Total	1,108
Registered Voters - NONPARTISAN	429
Registered Voters - DEMOCRAT	612
Registered Voters - REPUBLICAN	67
Ballots Cast - Total	111
Ballots Cast - NONPARTISAN	0
Ballots Cast - DEMOCRAT	108
Ballots Cast - REPUBLICAN	3
Ballots Cast - Blank	0
Voter Turnout - Total	10.02%
Voter Turnout - NONPARTISAN	0.00%
Voter Turnout - DEMOCRAT	17.65%
Voter Turnout - REPUBLICAN	4.48%







DEM Member of State Senate 5th Legislative District Vote For 1

	TOTAL	VOTE %	
Nilsa Cruz-Perez	93	100.00%	
Write-In Totals	0	0.00%	
Total Votes Cast	93	100.00%	
Overvotes	0		
Undervotes	15		

DEM Members of the General Assembly 5th Legislative District Vote For 2

	TOTAL	VOTE %	
William F. Moen Jr.	81	50.31%	
William W. Spearman	80	49.69%	
Write-In Totals	0	0.00%	
Total Votes Cast	161	100.00%	
Overvotes	0		
Undervotes	55		

DEM Members of the Board of County Commissioners Vote For 2

	TOTAL	VOTE %	
Kate Delany	10	6.71%	
Samuel E. Sweet	4	2.68%	
Louis Cappelli Jr.	68	45.64%	
Jonathan L. Young Sr.	67	44.97%	
Write-In Totals	0	0.00%	
Total Votes Cast	149	100.00%	
Overvotes	22		
Undervotes	45		

Camden Ward 4 District 3 Suppressed

DEM Member of Council Camden City - Ward 4

Vote For 1

	TOTAL	VOTE %
Jannette Ramos	75	91.46%
Delbert Neal	7	8.54%
Write-In Totals	0	0.00%
Total Votes Cast	82	100.00%
Overvotes	14	
Undervotes	12	

DEM Members of County Committee Camden City - Ward 4

Vote For 1

	TOTAL	VOTE %
Cam Co Dem Comm, Inc	69	100.00%
Total Votes Cast	69	100.00%
Overvotes	0	
Undervotes	39	

REP Member of State Senate 5th Legislative District

Vote For 1

	TOTAL	VOTE %
Clyde E. Cook		
Write-In Totals		
Total Votes Cast		
Overvotes		
Undervotes		

REP Members of the General Assembly 5th Legislative District

Vote For 2

	TOTAL	VOTE %
Joe Miller		
Yalinda Pagan		
Write-In Totals		
Total Votes Cast		
Overvotes		
Undervotes		

REP Members of the Board of County Commissioners

Vote For 2

	TOTAL	VOTE %
Jason Fanning		
Norman C. Rebel Jr.		
Write-In Totals		
Total Votes Cast		
Overvotes		
Undervotes		

Camden Ward 4 District 3 Suppressed

REP Member of Council Camden City - Ward 4

Vote For 1

	TOTAL	VOTE %
--	-------	--------

NO PETITION FILED

Write-In Totals

Total Votes Cast




Overvotes

Undervotes





Camden Ward 4 District 4 Suppressed

Statistics	TOTAL
Registered Voters - Total	1,164
Registered Voters - NONPARTISAN	470
Registered Voters - DEMOCRAT	637
Registered Voters - REPUBLICAN	57
Ballots Cast - Total	98
Ballots Cast - NONPARTISAN	0
Ballots Cast - DEMOCRAT	95
Ballots Cast - REPUBLICAN	3
Ballots Cast - Blank	0
Voter Turnout - Total	8.42%
Voter Turnout - NONPARTISAN	0.00%
Voter Turnout - DEMOCRAT	14.91%
Voter Turnout - REPUBLICAN	5.26%







DEM Member of State Senate 5th Legislative District Vote For 1

	TOTAL	VOTE %	
Nilsa Cruz-Perez	82	100.00%	
Write-In Totals	0	0.00%	
Total Votes Cast	82	100.00%	
Overvotes	1		
Undervotes	12		

DEM Members of the General Assembly 5th Legislative District Vote For 2

	TOTAL	VOTE %	
William F. Moen Jr.	78	48.45%	
William W. Spearman	83	51.55%	
Write-In Totals	0	0.00%	
Total Votes Cast	161	100.00%	
Overvotes	2		
Undervotes	27		

DEM Members of the Board of County Commissioners Vote For 2

	TOTAL	VOTE %	
Kate Delany	15	9.26%	
Samuel E. Sweet	9	5.56%	
Louis Cappelli Jr.	67	41.36%	
Jonathan L. Young Sr.	71	43.83%	
Write-In Totals	0	0.00%	
Total Votes Cast	162	100.00%	
Overvotes	12		
Undervotes	16		

Camden Ward 4 District 4 Suppressed

DEM Member of Council Camden City - Ward 4

Vote For 1

	TOTAL	VOTE %	
Jannette Ramos	75	91.46%	<div style="width: 91.46%; background-color: #f0e68c;"></div>
Delbert Neal	7	8.54%	<div style="width: 8.54%; background-color: #cccccc;"></div>
Write-In Totals	0	0.00%	<div style="width: 0.00%; background-color: #cccccc;"></div>
Total Votes Cast	82	100.00%	<div style="width: 100.00%; background-color: #f0e68c;"></div>
Overvotes	6		
Undervotes	7		

DEM Members of County Committee Camden City - Ward 4

Vote For 1

	TOTAL	VOTE %	
Cam Co Dem Comm, Inc	83	100.00%	<div style="width: 100.00%; background-color: #f0e68c;"></div>
Total Votes Cast	83	100.00%	<div style="width: 100.00%; background-color: #f0e68c;"></div>
Overvotes	0		
Undervotes	12		

REP Member of State Senate 5th Legislative District

Vote For 1

	TOTAL	VOTE %	
Clyde E. Cook			
Write-In Totals			
Total Votes Cast			
Overvotes			
Undervotes			

REP Members of the General Assembly 5th Legislative District

Vote For 2

	TOTAL	VOTE %	
Joe Miller			
Yalinda Pagan			
Write-In Totals			
Total Votes Cast			
Overvotes			
Undervotes			

REP Members of the Board of County Commissioners

Vote For 2

	TOTAL	VOTE %	
Jason Fanning			
Norman C. Rebel Jr.			
Write-In Totals			
Total Votes Cast			
Overvotes			
Undervotes			

Camden Ward 4 District 4 Suppressed

REP Member of Council Camden City - Ward 4

Vote For 1

TOTAL VOTE %

NO PETITION FILED

Write-In Totals

Total Votes Cast




Overvotes

Undervotes





Camden Ward 4 District 5 Suppressed

Statistics	TOTAL
Registered Voters - Total	955
Registered Voters - NONPARTISAN	398
Registered Voters - DEMOCRAT	500
Registered Voters - REPUBLICAN	57
Ballots Cast - Total	36
Ballots Cast - NONPARTISAN	0
Ballots Cast - DEMOCRAT	33
Ballots Cast - REPUBLICAN	3
Ballots Cast - Blank	0
Voter Turnout - Total	3.77%
Voter Turnout - NONPARTISAN	0.00%
Voter Turnout - DEMOCRAT	6.60%
Voter Turnout - REPUBLICAN	5.26%







DEM Member of State Senate 5th Legislative District Vote For 1

	TOTAL	VOTE %	
Nilsa Cruz-Perez	30	100.00%	
Write-In Totals	0	0.00%	
Total Votes Cast	30	100.00%	
Overvotes	1		
Undervotes	2		

DEM Members of the General Assembly 5th Legislative District Vote For 2

	TOTAL	VOTE %	
William F. Moen Jr.	28	50.91%	
William W. Spearman	27	49.09%	
Write-In Totals	0	0.00%	
Total Votes Cast	55	100.00%	
Overvotes	2		
Undervotes	9		

DEM Members of the Board of County Commissioners Vote For 2

	TOTAL	VOTE %	
Kate Delany	6	10.91%	
Samuel E. Sweet	4	7.27%	
Louis Cappelli Jr.	22	40.00%	
Jonathan L. Young Sr.	23	41.82%	
Write-In Totals	0	0.00%	
Total Votes Cast	55	100.00%	
Overvotes	4		
Undervotes	7		

Camden Ward 4 District 5 Suppressed

DEM Member of Council Camden City - Ward 4

Vote For 1

	TOTAL	VOTE %
Jannette Ramos	24	88.89%
Delbert Neal	3	11.11%
Write-In Totals	0	0.00%
Total Votes Cast	27	100.00%
Overvotes	4	
Undervotes	2	

DEM Members of County Committee Camden City - Ward 4

Vote For 1

	TOTAL	VOTE %
Cam Co Dem Comm, Inc	25	100.00%
Total Votes Cast	25	100.00%
Overvotes	0	
Undervotes	8	

REP Member of State Senate 5th Legislative District

Vote For 1

	TOTAL	VOTE %
Clyde E. Cook		
Write-In Totals		
Total Votes Cast		
Overvotes		
Undervotes		

REP Members of the General Assembly 5th Legislative District

Vote For 2

	TOTAL	VOTE %
Joe Miller		
Yalinda Pagan		
Write-In Totals		
Total Votes Cast		
Overvotes		
Undervotes		

REP Members of the Board of County Commissioners

Vote For 2

	TOTAL	VOTE %
Jason Fanning		
Norman C. Rebel Jr.		
Write-In Totals		
Total Votes Cast		
Overvotes		
Undervotes		

Camden Ward 4 District 5 Suppressed

REP Member of Council Camden City - Ward 4

Vote For 1

	TOTAL	VOTE %
--	-------	--------

NO PETITION FILED

Write-In Totals

Total Votes Cast




Overvotes

Undervotes





Camden Ward 4 District 6 Suppressed

Statistics	TOTAL
Registered Voters - Total	1,255
Registered Voters - NONPARTISAN	580
Registered Voters - DEMOCRAT	601
Registered Voters - REPUBLICAN	74
Ballots Cast - Total	78
Ballots Cast - NONPARTISAN	0
Ballots Cast - DEMOCRAT	74
Ballots Cast - REPUBLICAN	4
Ballots Cast - Blank	0
Voter Turnout - Total	6.22%
Voter Turnout - NONPARTISAN	0.00%
Voter Turnout - DEMOCRAT	12.31%
Voter Turnout - REPUBLICAN	5.41%







DEM Member of State Senate 5th Legislative District Vote For 1

	TOTAL	VOTE %	
Nilsa Cruz-Perez	66	100.00%	
Write-In Totals	0	0.00%	
Total Votes Cast	66	100.00%	
Overvotes	0		
Undervotes	8		

DEM Members of the General Assembly 5th Legislative District Vote For 2

	TOTAL	VOTE %	
William F. Moen Jr.	59	48.36%	
William W. Spearman	63	51.64%	
Write-In Totals	0	0.00%	
Total Votes Cast	122	100.00%	
Overvotes	0		
Undervotes	26		

DEM Members of the Board of County Commissioners Vote For 2

	TOTAL	VOTE %	
Kate Delany	13	10.24%	
Samuel E. Sweet	10	7.87%	
Louis Cappelli Jr.	51	40.16%	
Jonathan L. Young Sr.	53	41.73%	
Write-In Totals	0	0.00%	
Total Votes Cast	127	100.00%	
Overvotes	8		
Undervotes	13		

Camden Ward 4 District 6 Suppressed

DEM Member of Council Camden City - Ward 4

Vote For 1

	TOTAL	VOTE %	
Jannette Ramos	54	87.10%	<div style="width: 87.10%; background-color: #f0e68c;"></div>
Delbert Neal	8	12.90%	<div style="width: 12.90%; background-color: #d3d3d3;"></div>
Write-In Totals	0	0.00%	<div style="width: 0%; background-color: #d3d3d3;"></div>
Total Votes Cast	62	100.00%	<div style="width: 100%; background-color: #f0e68c;"></div>
Overvotes	7		
Undervotes	5		

DEM Members of County Committee Camden City - Ward 4

Vote For 1

	TOTAL	VOTE %	
Cam Co Dem Comm, Inc	58	100.00%	<div style="width: 100%; background-color: #f0e68c;"></div>
Total Votes Cast	58	100.00%	<div style="width: 100%; background-color: #f0e68c;"></div>
Overvotes	0		
Undervotes	16		

REP Member of State Senate 5th Legislative District

Vote For 1

	TOTAL	VOTE %	
Clyde E. Cook			
Write-In Totals			
Total Votes Cast			
Overvotes			
Undervotes			

REP Members of the General Assembly 5th Legislative District

Vote For 2

	TOTAL	VOTE %	
Joe Miller			
Yalinda Pagan			
Write-In Totals			
Total Votes Cast			
Overvotes			
Undervotes			

REP Members of the Board of County Commissioners

Vote For 2

	TOTAL	VOTE %	
Jason Fanning			
Norman C. Rebel Jr.			
Write-In Totals			
Total Votes Cast			
Overvotes			
Undervotes			

Camden Ward 4 District 6 Suppressed

REP Member of Council Camden City - Ward 4

Vote For 1

	TOTAL	VOTE %
--	-------	--------

NO PETITION FILED		
-------------------	--	--

Write-In Totals		
-----------------	--	--

Total Votes Cast		
------------------	--	--

Overvotes		
-----------	--	--

Undervotes		
------------	--	--

Camden Ward 4 District 7 Suppressed

Statistics	TOTAL
Registered Voters - Total	1,106
Registered Voters - NONPARTISAN	483
Registered Voters - DEMOCRAT	561
Registered Voters - REPUBLICAN	62
Ballots Cast - Total	70
Ballots Cast - NONPARTISAN	0
Ballots Cast - DEMOCRAT	67
Ballots Cast - REPUBLICAN	3
Ballots Cast - Blank	0
Voter Turnout - Total	6.33%
Voter Turnout - NONPARTISAN	0.00%
Voter Turnout - DEMOCRAT	11.94%
Voter Turnout - REPUBLICAN	4.84%

DEM Member of State Senate 5th Legislative District Vote For 1

	TOTAL	VOTE %
Nilsa Cruz-Perez	57	98.28%
Write-In Totals	1	1.72%
Total Votes Cast	58	100.00%
Overvotes	1	
Undervotes	8	

DEM Members of the General Assembly 5th Legislative District Vote For 2

	TOTAL	VOTE %
William F. Moen Jr.	48	47.06%
William W. Spearman	52	50.98%
Write-In Totals	2	1.96%
Total Votes Cast	102	100.00%
Overvotes	0	
Undervotes	32	

DEM Members of the Board of County Commissioners Vote For 2

	TOTAL	VOTE %
Kate Delany	13	12.26%
Samuel E. Sweet	9	8.49%
Louis Cappelli Jr.	44	41.51%
Jonathan L. Young Sr.	40	37.74%
Write-In Totals	0	0.00%
Total Votes Cast	106	100.00%
Overvotes	8	
Undervotes	20	

Camden Ward 4 District 7 Suppressed

DEM Member of Council Camden City - Ward 4

Vote For 1

	TOTAL	VOTE %	
Jannette Ramos	50	80.65%	<div style="width: 80.65%;"><div style="width: 80.65%;"></div></div>
Delbert Neal	12	19.35%	<div style="width: 19.35%;"><div style="width: 19.35%;"></div></div>
Write-In Totals	0	0.00%	
Total Votes Cast	62	100.00%	<div style="width: 100%;"><div style="width: 100%;"></div></div>
Overvotes	1		
Undervotes	4		

DEM Members of County Committee Camden City - Ward 4

Vote For 1

	TOTAL	VOTE %	
Cam Co Dem Comm, Inc	48	100.00%	<div style="width: 100%;"><div style="width: 100%;"></div></div>
Total Votes Cast	48	100.00%	<div style="width: 100%;"><div style="width: 100%;"></div></div>
Overvotes	0		
Undervotes	19		

REP Member of State Senate 5th Legislative District

Vote For 1

	TOTAL	VOTE %	
Clyde E. Cook			
Write-In Totals			
Total Votes Cast			
Overvotes			
Undervotes			

REP Members of the General Assembly 5th Legislative District

Vote For 2

	TOTAL	VOTE %	
Joe Miller			
Yalinda Pagan			
Write-In Totals			
Total Votes Cast			
Overvotes			
Undervotes			

REP Members of the Board of County Commissioners

Vote For 2

	TOTAL	VOTE %	
Jason Fanning			
Norman C. Rebel Jr.			
Write-In Totals			
Total Votes Cast			
Overvotes			
Undervotes			

Camden Ward 4 District 7 Suppressed

REP Member of Council Camden City - Ward 4

Vote For 1

	TOTAL	VOTE %
--	-------	--------

NO PETITION FILED

Write-In Totals

Total Votes Cast




Overvotes

Undervotes





Camden Ward 4 District 8 Suppressed

Statistics	TOTAL
Registered Voters - Total	1,194
Registered Voters - NONPARTISAN	526
Registered Voters - DEMOCRAT	583
Registered Voters - REPUBLICAN	85
Ballots Cast - Total	82
Ballots Cast - NONPARTISAN	0
Ballots Cast - DEMOCRAT	70
Ballots Cast - REPUBLICAN	12
Ballots Cast - Blank	0
Voter Turnout - Total	6.87%
Voter Turnout - NONPARTISAN	0.00%
Voter Turnout - DEMOCRAT	12.01%
Voter Turnout - REPUBLICAN	14.12%







DEM Member of State Senate 5th Legislative District Vote For 1

	TOTAL	VOTE %	
Nilsa Cruz-Perez	62	100.00%	
Write-In Totals	0	0.00%	
Total Votes Cast	62	100.00%	
Overvotes	1		
Undervotes	7		

DEM Members of the General Assembly 5th Legislative District Vote For 2

	TOTAL	VOTE %	
William F. Moen Jr.	53	48.62%	
William W. Spearman	56	51.38%	
Write-In Totals	0	0.00%	
Total Votes Cast	109	100.00%	
Overvotes	0		
Undervotes	31		

DEM Members of the Board of County Commissioners Vote For 2

	TOTAL	VOTE %	
Kate Delany	13	10.92%	
Samuel E. Sweet	7	5.88%	
Louis Cappelli Jr.	49	41.18%	
Jonathan L. Young Sr.	50	42.02%	
Write-In Totals	0	0.00%	
Total Votes Cast	119	100.00%	
Overvotes	2		
Undervotes	19		

Camden Ward 4 District 8 Suppressed

DEM Member of Council Camden City - Ward 4

Vote For 1

	TOTAL	VOTE %
Jannette Ramos	54	88.52%
Delbert Neal	7	11.48%
Write-In Totals	0	0.00%
Total Votes Cast	61	100.00%
Overvotes	1	
Undervotes	8	

DEM Members of County Committee Camden City - Ward 4

Vote For 1

	TOTAL	VOTE %
Cam Co Dem Comm, Inc	56	100.00%
Total Votes Cast	56	100.00%
Overvotes	0	
Undervotes	14	

REP Member of State Senate 5th Legislative District

Vote For 1

	TOTAL	VOTE %
Clyde E. Cook		
Write-In Totals		
Total Votes Cast		
Overvotes		
Undervotes		

REP Members of the General Assembly 5th Legislative District

Vote For 2

	TOTAL	VOTE %
Joe Miller		
Yalinda Pagan		
Write-In Totals		
Total Votes Cast		
Overvotes		
Undervotes		

REP Members of the Board of County Commissioners

Vote For 2

	TOTAL	VOTE %
Jason Fanning		
Norman C. Rebel Jr.		
Write-In Totals		
Total Votes Cast		
Overvotes		
Undervotes		

Camden Ward 4 District 8 Suppressed

REP Member of Council Camden City - Ward 4

Vote For 1

	TOTAL	VOTE %
--	-------	--------

NO PETITION FILED

Write-In Totals

Total Votes Cast




Overvotes

Undervotes





Camden Ward 4 District 9 Suppressed

Statistics	TOTAL
Registered Voters - Total	1,215
Registered Voters - NONPARTISAN	545
Registered Voters - DEMOCRAT	608
Registered Voters - REPUBLICAN	62
Ballots Cast - Total	86
Ballots Cast - NONPARTISAN	0
Ballots Cast - DEMOCRAT	84
Ballots Cast - REPUBLICAN	2
Ballots Cast - Blank	0
Voter Turnout - Total	7.08%
Voter Turnout - NONPARTISAN	0.00%
Voter Turnout - DEMOCRAT	13.82%
Voter Turnout - REPUBLICAN	3.23%







DEM Member of State Senate 5th Legislative District Vote For 1

	TOTAL	VOTE %	
Nilsa Cruz-Perez	74	100.00%	
Write-In Totals	0	0.00%	
Total Votes Cast	74	100.00%	
Overvotes	0		
Undervotes	10		

DEM Members of the General Assembly 5th Legislative District Vote For 2

	TOTAL	VOTE %	
William F. Moen Jr.	62	48.06%	
William W. Spearman	67	51.94%	
Write-In Totals	0	0.00%	
Total Votes Cast	129	100.00%	
Overvotes	0		
Undervotes	39		

DEM Members of the Board of County Commissioners Vote For 2

	TOTAL	VOTE %	
Kate Delany	14	10.53%	
Samuel E. Sweet	12	9.02%	
Louis Cappelli Jr.	53	39.85%	
Jonathan L. Young Sr.	54	40.60%	
Write-In Totals	0	0.00%	
Total Votes Cast	133	100.00%	
Overvotes	10		
Undervotes	25		

Camden Ward 4 District 9 Suppressed

DEM Member of Council Camden City - Ward 4

Vote For 1

	TOTAL	VOTE %
Jannette Ramos	65	90.28%
Delbert Neal	7	9.72%
Write-In Totals	0	0.00%
Total Votes Cast	72	100.00%
Overvotes	4	
Undervotes	8	

DEM Members of County Committee Camden City - Ward 4

Vote For 1

	TOTAL	VOTE %
Cam Co Dem Comm, Inc	70	100.00%
Total Votes Cast	70	100.00%
Overvotes	0	
Undervotes	14	

REP Member of State Senate 5th Legislative District

Vote For 1

	TOTAL	VOTE %
Clyde E. Cook		
Write-In Totals		
Total Votes Cast		
Overvotes		
Undervotes		

REP Members of the General Assembly 5th Legislative District

Vote For 2

	TOTAL	VOTE %
Joe Miller		
Yalinda Pagan		
Write-In Totals		
Total Votes Cast		
Overvotes		
Undervotes		

REP Members of the Board of County Commissioners

Vote For 2

	TOTAL	VOTE %
Jason Fanning		
Norman C. Rebel Jr.		
Write-In Totals		
Total Votes Cast		
Overvotes		
Undervotes		

Camden Ward 4 District 9 Suppressed

REP Member of Council Camden City - Ward 4

Vote For 1

	TOTAL	VOTE %
--	-------	--------

NO PETITION FILED

Write-In Totals

Total Votes Cast

Overvotes

Undervotes

Camden Ward 4 District 10 Suppressed

Statistics	TOTAL
Registered Voters - Total	1,198
Registered Voters - NONPARTISAN	497
Registered Voters - DEMOCRAT	620
Registered Voters - REPUBLICAN	81
Ballots Cast - Total	79
Ballots Cast - NONPARTISAN	0
Ballots Cast - DEMOCRAT	77
Ballots Cast - REPUBLICAN	2
Ballots Cast - Blank	0
Voter Turnout - Total	6.59%
Voter Turnout - NONPARTISAN	0.00%
Voter Turnout - DEMOCRAT	12.42%
Voter Turnout - REPUBLICAN	2.47%

DEM Member of State Senate 5th Legislative District Vote For 1

	TOTAL	VOTE %
Nilsa Cruz-Perez	68	98.55%
Write-In Totals	1	1.45%
Total Votes Cast	69	100.00%
Overvotes	0	
Undervotes	8	

DEM Members of the General Assembly 5th Legislative District Vote For 2

	TOTAL	VOTE %
William F. Moen Jr.	66	48.89%
William W. Spearman	68	50.37%
Write-In Totals	1	0.74%
Total Votes Cast	135	100.00%
Overvotes	0	
Undervotes	19	

DEM Members of the Board of County Commissioners Vote For 2

	TOTAL	VOTE %
Kate Delany	20	13.79%
Samuel E. Sweet	16	11.03%
Louis Cappelli Jr.	51	35.17%
Jonathan L. Young Sr.	58	40.00%
Write-In Totals	0	0.00%
Total Votes Cast	145	100.00%
Overvotes	2	
Undervotes	7	

Camden Ward 4 District 10 Suppressed

DEM Member of Council Camden City - Ward 4

Vote For 1

	TOTAL	VOTE %	
Jannette Ramos	54	78.26%	<div style="width: 78.26%; background-color: #f0e68c;"></div>
Delbert Neal	15	21.74%	<div style="width: 21.74%; background-color: #d3d3d3;"></div>
Write-In Totals	0	0.00%	<div style="width: 0%; background-color: #d3d3d3;"></div>
Total Votes Cast	69	100.00%	<div style="width: 100%; background-color: #f0e68c;"></div>
Overvotes	3		
Undervotes	5		

DEM Members of County Committee Camden City - Ward 4

Vote For 1

	TOTAL	VOTE %	
Cam Co Dem Comm, Inc	65	100.00%	<div style="width: 100%; background-color: #f0e68c;"></div>
Total Votes Cast	65	100.00%	<div style="width: 100%; background-color: #f0e68c;"></div>
Overvotes	0		
Undervotes	12		

REP Member of State Senate 5th Legislative District

Vote For 1

	TOTAL	VOTE %	
Clyde E. Cook			
Write-In Totals			
Total Votes Cast			
Overvotes			
Undervotes			

REP Members of the General Assembly 5th Legislative District

Vote For 2

	TOTAL	VOTE %	
Joe Miller			
Yalinda Pagan			
Write-In Totals			
Total Votes Cast			
Overvotes			
Undervotes			

REP Members of the Board of County Commissioners

Vote For 2

	TOTAL	VOTE %	
Jason Fanning			
Norman C. Rebel Jr.			
Write-In Totals			
Total Votes Cast			
Overvotes			
Undervotes			

Camden Ward 4 District 10 Suppressed

REP Member of Council Camden City - Ward 4

Vote For 1

TOTAL VOTE %

NO PETITION FILED

Write-In Totals

Total Votes Cast

Overvotes

Undervotes

Cherry Hill District 1

Statistics	TOTAL
Registered Voters - Total	1,156
Registered Voters - NONPARTISAN	363
Registered Voters - DEMOCRAT	537
Registered Voters - REPUBLICAN	256
Ballots Cast - Total	146
Ballots Cast - NONPARTISAN	0
Ballots Cast - DEMOCRAT	113
Ballots Cast - REPUBLICAN	33
Ballots Cast - Blank	0
Voter Turnout - Total	12.63%
Voter Turnout - NONPARTISAN	0.00%
Voter Turnout - DEMOCRAT	21.04%
Voter Turnout - REPUBLICAN	12.89%

DEM Member of State Senate 6th Legislative District Vote For 1

	TOTAL	VOTE %	
James Beach	105	99.06%	
Write-In Totals	1	0.94%	
Total Votes Cast	106	100.00%	
Overvotes	0		
Undervotes	7		

DEM Members of the General Assembly 6th Legislative District Vote For 2

	TOTAL	VOTE %	
Louis D. Greenwald	99	48.77%	
Pamela R. Lampitt	103	50.74%	
Write-In Totals	1	0.49%	
Total Votes Cast	203	100.00%	
Overvotes	0		
Undervotes	23		

DEM Members of the Board of County Commissioners Vote For 2

	TOTAL	VOTE %	
Kate Delany	42	19.63%	
Samuel E. Sweet	38	17.76%	
Louis Cappelli Jr.	68	31.78%	
Jonathan L. Young Sr.	66	30.84%	
Write-In Totals	0	0.00%	
Total Votes Cast	214	100.00%	
Overvotes	2		
Undervotes	10		

Cherry Hill District 1

DEM Mayor Cherry Hill Township

Vote For 1

	TOTAL	VOTE %	
David Fleisher	100	100.00%	<div style="width: 100%; height: 10px; background-color: #ffc107;"></div>
Write-In Totals	0	0.00%	<div style="width: 0%; height: 10px; background-color: #6c757d;"></div>
Total Votes Cast	100	100.00%	<div style="width: 100%; height: 10px; background-color: #ffc107;"></div>
Overvotes	0		
Undervotes	13		

DEM Members of Council Cherry Hill Township

Vote For 3

	TOTAL	VOTE %	
Michele Golkow	96	32.88%	<div style="width: 32.88%; height: 10px; background-color: #ffc107;"></div>
Brian Bauerle	95	32.53%	<div style="width: 32.53%; height: 10px; background-color: #ffc107;"></div>
Jennifer Apell	101	34.59%	<div style="width: 34.59%; height: 10px; background-color: #ffc107;"></div>
Write-In Totals	0	0.00%	<div style="width: 0%; height: 10px; background-color: #6c757d;"></div>
Total Votes Cast	292	100.00%	<div style="width: 100%; height: 10px; background-color: #ffc107;"></div>
Overvotes	0		
Undervotes	47		

DEM Members of County Committee Cherry Hill Township

Vote For 1

	TOTAL	VOTE %	
SJ Prog Dems	32	30.48%	<div style="width: 30.48%; height: 10px; background-color: #ffc107;"></div>
Cam Co Dem Comm Inc	73	69.52%	<div style="width: 69.52%; height: 10px; background-color: #ffc107;"></div>
Total Votes Cast	105	100.00%	<div style="width: 100%; height: 10px; background-color: #ffc107;"></div>
Overvotes	1		
Undervotes	7		

REP Member of State Senate 6th Legislative District

Vote For 1

	TOTAL	VOTE %	
NO PETITION FILED	0	0.00%	<div style="width: 0%; height: 10px; background-color: #6c757d;"></div>
Write-In Totals	2	100.00%	<div style="width: 100%; height: 10px; background-color: #ffc107;"></div>
Total Votes Cast	2	100.00%	<div style="width: 100%; height: 10px; background-color: #ffc107;"></div>
Overvotes	0		
Undervotes	31		

REP Members of the General Assembly 6th Legislative District





Vote For 2

	TOTAL	VOTE %	
Daniel M. Kenny	31	49.21%	<div style="width: 49.21%; height: 10px; background-color: #ffc107;"></div>
Danielle M. Barry	30	47.62%	<div style="width: 47.62%; height: 10px; background-color: #ffc107;"></div>
Write-In Totals	2	3.17%	<div style="width: 3.17%; height: 10px; background-color: #ffc107;"></div>
Total Votes Cast	63	100.00%	<div style="width: 100%; height: 10px; background-color: #ffc107;"></div>
Overvotes	0		
Undervotes	3		

Cherry Hill District 1




REP Members of the Board of County Commissioners

Vote For 2

	TOTAL	VOTE %	
Jason Fanning	31	51.67%	
Norman C. Rebel Jr.	27	45.00%	
Write-In Totals	2	3.33%	
Total Votes Cast	60	100.00%	
Overvotes	0		
Undervotes	6		






REP Mayor Cherry Hill Township

Vote For 1

	TOTAL	VOTE %	
Nicole A. Nance	32	100.00%	
Write-In Totals	0	0.00%	
Total Votes Cast	32	100.00%	
Overvotes	0		
Undervotes	1		

REP Members of Council Cherry Hill Township

Vote For 3

	TOTAL	VOTE %	
David Lodge	30	32.61%	
Diane C. Carr	29	31.52%	
Rossana Parsons	30	32.61%	
Write-In Totals	3	3.26%	
Total Votes Cast	92	100.00%	
Overvotes	0		
Undervotes	7		

Cherry Hill District 2

Statistics	TOTAL
Registered Voters - Total	1,366
Registered Voters - NONPARTISAN	483
Registered Voters - DEMOCRAT	617
Registered Voters - REPUBLICAN	266
Ballots Cast - Total	153
Ballots Cast - NONPARTISAN	0
Ballots Cast - DEMOCRAT	113
Ballots Cast - REPUBLICAN	40
Ballots Cast - Blank	0
Voter Turnout - Total	11.20%
Voter Turnout - NONPARTISAN	0.00%
Voter Turnout - DEMOCRAT	18.31%
Voter Turnout - REPUBLICAN	15.04%

DEM Member of State Senate 6th Legislative District Vote For 1

	TOTAL	VOTE %	
James Beach	105	98.13%	<div style="width: 98.13%; background-color: #f1c40f;"></div>
Write-In Totals	2	1.87%	<div style="width: 1.87%; background-color: #95a5a6;"></div>
Total Votes Cast	107	100.00%	<div style="width: 100.00%; background-color: #f1c40f;"></div>
Overvotes	0		
Undervotes	6		

DEM Members of the General Assembly 6th Legislative District Vote For 2

	TOTAL	VOTE %	
Louis D. Greenwald	104	49.76%	<div style="width: 49.76%; background-color: #f1c40f;"></div>
Pamela R. Lampitt	101	48.33%	<div style="width: 48.33%; background-color: #f1c40f;"></div>
Write-In Totals	4	1.91%	<div style="width: 1.91%; background-color: #95a5a6;"></div>
Total Votes Cast	209	100.00%	<div style="width: 100.00%; background-color: #f1c40f;"></div>
Overvotes	0		
Undervotes	17		

DEM Members of the Board of County Commissioners Vote For 2

	TOTAL	VOTE %	
Kate Delany	51	24.17%	<div style="width: 24.17%; background-color: #f1c40f;"></div>
Samuel E. Sweet	35	16.59%	<div style="width: 16.59%; background-color: #f1c40f;"></div>
Louis Cappelli Jr.	70	33.18%	<div style="width: 33.18%; background-color: #f1c40f;"></div>
Jonathan L. Young Sr.	54	25.59%	<div style="width: 25.59%; background-color: #f1c40f;"></div>
Write-In Totals	1	0.47%	<div style="width: 0.47%; background-color: #95a5a6;"></div>
Total Votes Cast	211	100.00%	<div style="width: 100.00%; background-color: #f1c40f;"></div>
Overvotes	4		
Undervotes	11		

Cherry Hill District 2

DEM Mayor Cherry Hill Township

Vote For 1

	TOTAL	VOTE %	
David Fleisher	85	98.84%	<div style="width: 98.84%; background-color: #f0e68c;"></div>
Write-In Totals	1	1.16%	<div style="width: 1.16%; background-color: #d3d3d3;"></div>
Total Votes Cast	86	100.00%	<div style="width: 100%; background-color: #f0e68c;"></div>
Overvotes	0		
Undervotes	27		

DEM Members of Council Cherry Hill Township

Vote For 3

	TOTAL	VOTE %	
Michele Golkow	86	32.33%	<div style="width: 32.33%; background-color: #f0e68c;"></div>
Brian Bauerle	87	32.71%	<div style="width: 32.71%; background-color: #f0e68c;"></div>
Jennifer Apell	90	33.83%	<div style="width: 33.83%; background-color: #f0e68c;"></div>
Write-In Totals	3	1.13%	<div style="width: 1.13%; background-color: #d3d3d3;"></div>
Total Votes Cast	266	100.00%	<div style="width: 100%; background-color: #f0e68c;"></div>
Overvotes	0		
Undervotes	73		

DEM Members of County Committee Cherry Hill Township

Vote For 1

	TOTAL	VOTE %	
SJ Prog Dems	39	38.61%	<div style="width: 38.61%; background-color: #f0e68c;"></div>
Cam Co Dem Comm Inc	62	61.39%	<div style="width: 61.39%; background-color: #f0e68c;"></div>
Total Votes Cast	101	100.00%	<div style="width: 100%; background-color: #f0e68c;"></div>
Overvotes	3		
Undervotes	9		

REP Member of State Senate 6th Legislative District

Vote For 1

	TOTAL	VOTE %	
NO PETITION FILED	0	0.00%	<div style="width: 0%; background-color: #d3d3d3;"></div>
Write-In Totals	4	100.00%	<div style="width: 100%; background-color: #f0e68c;"></div>
Total Votes Cast	4	100.00%	<div style="width: 100%; background-color: #f0e68c;"></div>
Overvotes	0		
Undervotes	36		

REP Members of the General Assembly 6th Legislative District





Vote For 2

	TOTAL	VOTE %	
Daniel M. Kenny	37	50.00%	<div style="width: 50%; background-color: #f0e68c;"></div>
Danielle M. Barry	37	50.00%	<div style="width: 50%; background-color: #f0e68c;"></div>
Write-In Totals	0	0.00%	<div style="width: 0%; background-color: #d3d3d3;"></div>
Total Votes Cast	74	100.00%	<div style="width: 100%; background-color: #f0e68c;"></div>
Overvotes	0		
Undervotes	6		

Cherry Hill District 2




REP Members of the Board of County Commissioners

Vote For 2

	TOTAL	VOTE %	
Jason Fanning	36	50.00%	
Norman C. Rebel Jr.	36	50.00%	
Write-In Totals	0	0.00%	
Total Votes Cast	72	100.00%	
Overvotes	0		
Undervotes	8		






REP Mayor Cherry Hill Township

Vote For 1

	TOTAL	VOTE %	
Nicole A. Nance	36	100.00%	
Write-In Totals	0	0.00%	
Total Votes Cast	36	100.00%	
Overvotes	0		
Undervotes	4		

REP Members of Council Cherry Hill Township




Vote For 3

	TOTAL	VOTE %	
David Lodge	39	34.51%	
Diane C. Carr	37	32.74%	
Rossana Parsons	37	32.74%	
Write-In Totals	0	0.00%	
Total Votes Cast	113	100.00%	
Overvotes	0		
Undervotes	7		





Cherry Hill District 3

Statistics	TOTAL
Registered Voters - Total	1,243
Registered Voters - NONPARTISAN	516
Registered Voters - DEMOCRAT	486
Registered Voters - REPUBLICAN	241
Ballots Cast - Total	118
Ballots Cast - NONPARTISAN	0
Ballots Cast - DEMOCRAT	82
Ballots Cast - REPUBLICAN	36
Ballots Cast - Blank	0
Voter Turnout - Total	9.49%
Voter Turnout - NONPARTISAN	0.00%
Voter Turnout - DEMOCRAT	16.87%
Voter Turnout - REPUBLICAN	14.94%







DEM Member of State Senate 6th Legislative District Vote For 1

	TOTAL	VOTE %	
James Beach	73	100.00%	
Write-In Totals	0	0.00%	
Total Votes Cast	73	100.00%	
Overvotes	0		
Undervotes	9		

DEM Members of the General Assembly 6th Legislative District Vote For 2

	TOTAL	VOTE %	
Louis D. Greenwald	72	50.00%	
Pamela R. Lampitt	72	50.00%	
Write-In Totals	0	0.00%	
Total Votes Cast	144	100.00%	
Overvotes	0		
Undervotes	20		

DEM Members of the Board of County Commissioners Vote For 2

	TOTAL	VOTE %	
Kate Delany	28	18.54%	
Samuel E. Sweet	18	11.92%	
Louis Cappelli Jr.	51	33.77%	
Jonathan L. Young Sr.	54	35.76%	
Write-In Totals	0	0.00%	
Total Votes Cast	151	100.00%	
Overvotes	8		
Undervotes	5		

Cherry Hill District 3

DEM Mayor Cherry Hill Township

Vote For 1

	TOTAL	VOTE %	
David Fleisher	69	98.57%	<div style="width: 98.57%;"><div style="width: 98.57%;"></div></div>
Write-In Totals	1	1.43%	<div style="width: 1.43%;"><div style="width: 1.43%;"></div></div>
Total Votes Cast	70	100.00%	<div style="width: 100.00%;"><div style="width: 100.00%;"></div></div>
Overvotes	0		
Undervotes	12		

DEM Members of Council Cherry Hill Township

Vote For 3

	TOTAL	VOTE %	
Michele Golkow	72	33.18%	<div style="width: 33.18%;"><div style="width: 33.18%;"></div></div>
Brian Bauerle	72	33.18%	<div style="width: 33.18%;"><div style="width: 33.18%;"></div></div>
Jennifer Apell	73	33.64%	<div style="width: 33.64%;"><div style="width: 33.64%;"></div></div>
Write-In Totals	0	0.00%	<div style="width: 0.00%;"><div style="width: 0.00%;"></div></div>
Total Votes Cast	217	100.00%	<div style="width: 100.00%;"><div style="width: 100.00%;"></div></div>
Overvotes	0		
Undervotes	29		

DEM Members of County Committee Cherry Hill Township

Vote For 1

	TOTAL	VOTE %	
SJ Prog Dems	19	25.68%	<div style="width: 25.68%;"><div style="width: 25.68%;"></div></div>
Cam Co Dem Comm Inc	55	74.32%	<div style="width: 74.32%;"><div style="width: 74.32%;"></div></div>
Total Votes Cast	74	100.00%	<div style="width: 100.00%;"><div style="width: 100.00%;"></div></div>
Overvotes	1		
Undervotes	7		

REP Member of State Senate 6th Legislative District

Vote For 1

	TOTAL	VOTE %	
NO PETITION FILED	0	0.00%	<div style="width: 0.00%;"><div style="width: 0.00%;"></div></div>
Write-In Totals	2	100.00%	<div style="width: 100.00%;"><div style="width: 100.00%;"></div></div>
Total Votes Cast	2	100.00%	<div style="width: 100.00%;"><div style="width: 100.00%;"></div></div>
Overvotes	0		
Undervotes	34		

REP Members of the General Assembly 6th Legislative District

Vote For 2

	TOTAL	VOTE %	
Daniel M. Kenny	33	50.00%	<div style="width: 50.00%;"><div style="width: 50.00%;"></div></div>
Danielle M. Barry	33	50.00%	<div style="width: 50.00%;"><div style="width: 50.00%;"></div></div>
Write-In Totals	0	0.00%	<div style="width: 0.00%;"><div style="width: 0.00%;"></div></div>
Total Votes Cast	66	100.00%	<div style="width: 100.00%;"><div style="width: 100.00%;"></div></div>
Overvotes	0		
Undervotes	6		

Cherry Hill District 3

REP Members of the Board of County Commissioners

Vote For 2

	TOTAL	VOTE %	
Jason Fanning	34	51.52%	<div style="width: 51.52%; background-color: #f0e68c;"></div>
Norman C. Rebel Jr.	32	48.48%	<div style="width: 48.48%; background-color: #f0e68c;"></div>
Write-In Totals	0	0.00%	<div style="width: 0%; background-color: #f0e68c;"></div>
Total Votes Cast	66	100.00%	<div style="width: 100%; background-color: #f0e68c;"></div>
Overvotes	0		
Undervotes	6		

REP Mayor Cherry Hill Township

Vote For 1

	TOTAL	VOTE %	
Nicole A. Nance	35	100.00%	<div style="width: 100%; background-color: #f0e68c;"></div>
Write-In Totals	0	0.00%	<div style="width: 0%; background-color: #f0e68c;"></div>
Total Votes Cast	35	100.00%	<div style="width: 100%; background-color: #f0e68c;"></div>
Overvotes	0		
Undervotes	1		

REP Members of Council Cherry Hill Township

Vote For 3

	TOTAL	VOTE %	
David Lodge	33	33.67%	<div style="width: 33.67%; background-color: #f0e68c;"></div>
Diane C. Carr	33	33.67%	<div style="width: 33.67%; background-color: #f0e68c;"></div>
Rossana Parsons	32	32.65%	<div style="width: 32.65%; background-color: #f0e68c;"></div>
Write-In Totals	0	0.00%	<div style="width: 0%; background-color: #f0e68c;"></div>
Total Votes Cast	98	100.00%	<div style="width: 100%; background-color: #f0e68c;"></div>
Overvotes	0		
Undervotes	10		

Cherry Hill District 4

Statistics	TOTAL
Registered Voters - Total	1,362
Registered Voters - NONPARTISAN	495
Registered Voters - DEMOCRAT	607
Registered Voters - REPUBLICAN	260
Ballots Cast - Total	157
Ballots Cast - NONPARTISAN	0
Ballots Cast - DEMOCRAT	126
Ballots Cast - REPUBLICAN	31
Ballots Cast - Blank	0
Voter Turnout - Total	11.53%
Voter Turnout - NONPARTISAN	0.00%
Voter Turnout - DEMOCRAT	20.76%
Voter Turnout - REPUBLICAN	11.92%

DEM Member of State Senate 6th Legislative District

Vote For 1

	TOTAL	VOTE %	
James Beach	118	99.16%	
Write-In Totals	1	0.84%	
Total Votes Cast	119	100.00%	
Overvotes	0		
Undervotes	7		

DEM Members of the General Assembly 6th Legislative District

Vote For 2

	TOTAL	VOTE %	
Louis D. Greenwald	116	50.66%	
Pamela R. Lampitt	112	48.91%	
Write-In Totals	1	0.44%	
Total Votes Cast	229	100.00%	
Overvotes	0		
Undervotes	23		

DEM Members of the Board of County Commissioners

Vote For 2

	TOTAL	VOTE %	
Kate Delany	45	18.52%	
Samuel E. Sweet	35	14.40%	
Louis Cappelli Jr.	85	34.98%	
Jonathan L. Young Sr.	78	32.10%	
Write-In Totals	0	0.00%	
Total Votes Cast	243	100.00%	
Overvotes	2		
Undervotes	7		

Cherry Hill District 4

DEM Mayor Cherry Hill Township

Vote For 1

	TOTAL	VOTE %	
David Fleisher	106	99.07%	<div style="width: 99.07%;"><div style="width: 99.07%;"></div></div>
Write-In Totals	1	0.93%	<div style="width: 0.93%;"><div style="width: 0.93%;"></div></div>
Total Votes Cast	107	100.00%	<div style="width: 100.00%;"><div style="width: 100.00%;"></div></div>
Overvotes	0		
Undervotes	19		

DEM Members of Council Cherry Hill Township

Vote For 3

	TOTAL	VOTE %	
Michele Golkow	110	32.93%	<div style="width: 32.93%;"><div style="width: 32.93%;"></div></div>
Brian Bauerle	109	32.63%	<div style="width: 32.63%;"><div style="width: 32.63%;"></div></div>
Jennifer Apell	113	33.83%	<div style="width: 33.83%;"><div style="width: 33.83%;"></div></div>
Write-In Totals	2	0.60%	<div style="width: 0.60%;"><div style="width: 0.60%;"></div></div>
Total Votes Cast	334	100.00%	<div style="width: 100.00%;"><div style="width: 100.00%;"></div></div>
Overvotes	0		
Undervotes	44		

DEM Members of County Committee Cherry Hill Township

Vote For 1

	TOTAL	VOTE %	
SJ Prog Dems	36	30.77%	<div style="width: 30.77%;"><div style="width: 30.77%;"></div></div>
Cam Co Dem Comm Inc	81	69.23%	<div style="width: 69.23%;"><div style="width: 69.23%;"></div></div>
Total Votes Cast	117	100.00%	<div style="width: 100.00%;"><div style="width: 100.00%;"></div></div>
Overvotes	1		
Undervotes	8		

REP Member of State Senate 6th Legislative District

Vote For 1

	TOTAL	VOTE %	
NO PETITION FILED	0	0.00%	<div style="width: 0.00%;"><div style="width: 0.00%;"></div></div>
Write-In Totals	4	100.00%	<div style="width: 100.00%;"><div style="width: 100.00%;"></div></div>
Total Votes Cast	4	100.00%	<div style="width: 100.00%;"><div style="width: 100.00%;"></div></div>
Overvotes	0		
Undervotes	27		

REP Members of the General Assembly 6th Legislative District

Vote For 2

	TOTAL	VOTE %	
Daniel M. Kenny	31	50.00%	<div style="width: 50.00%;"><div style="width: 50.00%;"></div></div>
Danielle M. Barry	31	50.00%	<div style="width: 50.00%;"><div style="width: 50.00%;"></div></div>
Write-In Totals	0	0.00%	<div style="width: 0.00%;"><div style="width: 0.00%;"></div></div>
Total Votes Cast	62	100.00%	<div style="width: 100.00%;"><div style="width: 100.00%;"></div></div>
Overvotes	0		
Undervotes	0		

Cherry Hill District 4

REP Members of the Board of County Commissioners

Vote For 2

	TOTAL	VOTE %	
Jason Fanning	31	50.00%	<div style="width: 50%;"><div style="width: 50%;"></div></div>
Norman C. Rebel Jr.	31	50.00%	<div style="width: 50%;"><div style="width: 50%;"></div></div>
Write-In Totals	0	0.00%	<div style="width: 0%;"><div style="width: 0%;"></div></div>
Total Votes Cast	62	100.00%	<div style="width: 100%;"><div style="width: 100%;"></div></div>
Overvotes	0		
Undervotes	0		

REP Mayor Cherry Hill Township

Vote For 1

	TOTAL	VOTE %	
Nicole A. Nance	30	100.00%	<div style="width: 100%;"><div style="width: 100%;"></div></div>
Write-In Totals	0	0.00%	<div style="width: 0%;"><div style="width: 0%;"></div></div>
Total Votes Cast	30	100.00%	<div style="width: 100%;"><div style="width: 100%;"></div></div>
Overvotes	0		
Undervotes	1		

REP Members of Council Cherry Hill Township

Vote For 3

	TOTAL	VOTE %	
David Lodge	31	33.33%	<div style="width: 33.33%;"><div style="width: 33.33%;"></div></div>
Diane C. Carr	31	33.33%	<div style="width: 33.33%;"><div style="width: 33.33%;"></div></div>
Rossana Parsons	31	33.33%	<div style="width: 33.33%;"><div style="width: 33.33%;"></div></div>
Write-In Totals	0	0.00%	<div style="width: 0%;"><div style="width: 0%;"></div></div>
Total Votes Cast	93	100.00%	<div style="width: 100%;"><div style="width: 100%;"></div></div>
Overvotes	0		
Undervotes	0		

Cherry Hill District 5

Statistics	TOTAL
Registered Voters - Total	1,250
Registered Voters - NONPARTISAN	431
Registered Voters - DEMOCRAT	581
Registered Voters - REPUBLICAN	238
Ballots Cast - Total	150
Ballots Cast - NONPARTISAN	0
Ballots Cast - DEMOCRAT	115
Ballots Cast - REPUBLICAN	35
Ballots Cast - Blank	0
Voter Turnout - Total	12.00%
Voter Turnout - NONPARTISAN	0.00%
Voter Turnout - DEMOCRAT	19.79%
Voter Turnout - REPUBLICAN	14.71%

DEM Member of State Senate 6th Legislative District

Vote For 1

	TOTAL	VOTE %	
James Beach	109	100.00%	<div style="width: 100%; height: 10px; background-color: #ffc107;"></div>
Write-In Totals	0	0.00%	<div style="width: 0%; height: 10px; background-color: #6c757d;"></div>
Total Votes Cast	109	100.00%	<div style="width: 100%; height: 10px; background-color: #ffc107;"></div>
Overvotes	0		
Undervotes	6		

DEM Members of the General Assembly 6th Legislative District

Vote For 2

	TOTAL	VOTE %	
Louis D. Greenwald	105	50.72%	<div style="width: 50.72%; height: 10px; background-color: #ffc107;"></div>
Pamela R. Lampitt	102	49.28%	<div style="width: 49.28%; height: 10px; background-color: #ffc107;"></div>
Write-In Totals	0	0.00%	<div style="width: 0%; height: 10px; background-color: #6c757d;"></div>
Total Votes Cast	207	100.00%	<div style="width: 100%; height: 10px; background-color: #ffc107;"></div>
Overvotes	0		
Undervotes	23		

DEM Members of the Board of County Commissioners

Vote For 2

	TOTAL	VOTE %	
Kate Delany	34	16.43%	<div style="width: 16.43%; height: 10px; background-color: #ffc107;"></div>
Samuel E. Sweet	26	12.56%	<div style="width: 12.56%; height: 10px; background-color: #ffc107;"></div>
Louis Cappelli Jr.	75	36.23%	<div style="width: 36.23%; height: 10px; background-color: #ffc107;"></div>
Jonathan L. Young Sr.	72	34.78%	<div style="width: 34.78%; height: 10px; background-color: #ffc107;"></div>
Write-In Totals	0	0.00%	<div style="width: 0%; height: 10px; background-color: #6c757d;"></div>
Total Votes Cast	207	100.00%	<div style="width: 100%; height: 10px; background-color: #ffc107;"></div>
Overvotes	4		
Undervotes	19		

Cherry Hill District 5

DEM Mayor Cherry Hill Township

Vote For 1

	TOTAL	VOTE %	
David Fleisher	96	100.00%	<div style="width: 100%; height: 10px; background-color: #f0e68c;"></div>
Write-In Totals	0	0.00%	<div style="width: 0%; height: 10px; background-color: #d3d3d3;"></div>
Total Votes Cast	96	100.00%	<div style="width: 100%; height: 10px; background-color: #f0e68c;"></div>
Overvotes	0		
Undervotes	19		

DEM Members of Council Cherry Hill Township

Vote For 3

	TOTAL	VOTE %	
Michele Golkow	98	34.03%	<div style="width: 34.03%; height: 10px; background-color: #f0e68c;"></div>
Brian Bauerle	93	32.29%	<div style="width: 32.29%; height: 10px; background-color: #f0e68c;"></div>
Jennifer Apell	97	33.68%	<div style="width: 33.68%; height: 10px; background-color: #f0e68c;"></div>
Write-In Totals	0	0.00%	<div style="width: 0%; height: 10px; background-color: #d3d3d3;"></div>
Total Votes Cast	288	100.00%	<div style="width: 100%; height: 10px; background-color: #f0e68c;"></div>
Overvotes	0		
Undervotes	57		

DEM Members of County Committee Cherry Hill Township

Vote For 1

	TOTAL	VOTE %	
SJ Prog Dems	25	25.00%	<div style="width: 25.00%; height: 10px; background-color: #f0e68c;"></div>
Cam Co Dem Comm Inc	75	75.00%	<div style="width: 75.00%; height: 10px; background-color: #f0e68c;"></div>
Total Votes Cast	100	100.00%	<div style="width: 100%; height: 10px; background-color: #f0e68c;"></div>
Overvotes	1		
Undervotes	14		

REP Member of State Senate 6th Legislative District

Vote For 1

	TOTAL	VOTE %	
NO PETITION FILED	0	0.00%	<div style="width: 0%; height: 10px; background-color: #d3d3d3;"></div>
Write-In Totals	1	100.00%	<div style="width: 100%; height: 10px; background-color: #f0e68c;"></div>
Total Votes Cast	1	100.00%	<div style="width: 100%; height: 10px; background-color: #f0e68c;"></div>
Overvotes	0		
Undervotes	34		

REP Members of the General Assembly 6th Legislative District

Vote For 2

	TOTAL	VOTE %	
Daniel M. Kenny	33	49.25%	<div style="width: 49.25%; height: 10px; background-color: #f0e68c;"></div>
Danielle M. Barry	34	50.75%	<div style="width: 50.75%; height: 10px; background-color: #f0e68c;"></div>
Write-In Totals	0	0.00%	<div style="width: 0%; height: 10px; background-color: #d3d3d3;"></div>
Total Votes Cast	67	100.00%	<div style="width: 100%; height: 10px; background-color: #f0e68c;"></div>
Overvotes	0		
Undervotes	3		

Cherry Hill District 5

REP Members of the Board of County Commissioners

Vote For 2

	TOTAL	VOTE %	
Jason Fanning	34	52.31%	<div style="width: 52.31%;"><div style="width: 52.31%;"></div></div>
Norman C. Rebel Jr.	31	47.69%	<div style="width: 47.69%;"><div style="width: 47.69%;"></div></div>
Write-In Totals	0	0.00%	<div style="width: 0%;"><div style="width: 0%;"></div></div>
Total Votes Cast	65	100.00%	<div style="width: 100%;"><div style="width: 100%;"></div></div>
Overvotes	0		
Undervotes	5		

REP Mayor Cherry Hill Township

Vote For 1

	TOTAL	VOTE %	
Nicole A. Nance	33	97.06%	<div style="width: 97.06%;"><div style="width: 97.06%;"></div></div>
Write-In Totals	1	2.94%	<div style="width: 2.94%;"><div style="width: 2.94%;"></div></div>
Total Votes Cast	34	100.00%	<div style="width: 100%;"><div style="width: 100%;"></div></div>
Overvotes	0		
Undervotes	1		

REP Members of Council Cherry Hill Township

Vote For 3

	TOTAL	VOTE %	
David Lodge	33	32.67%	<div style="width: 32.67%;"><div style="width: 32.67%;"></div></div>
Diane C. Carr	35	34.65%	<div style="width: 34.65%;"><div style="width: 34.65%;"></div></div>
Rossana Parsons	33	32.67%	<div style="width: 32.67%;"><div style="width: 32.67%;"></div></div>
Write-In Totals	0	0.00%	<div style="width: 0%;"><div style="width: 0%;"></div></div>
Total Votes Cast	101	100.00%	<div style="width: 100%;"><div style="width: 100%;"></div></div>
Overvotes	0		
Undervotes	4		

Cherry Hill District 6

Statistics	TOTAL
Registered Voters - Total	986
Registered Voters - NONPARTISAN	345
Registered Voters - DEMOCRAT	439
Registered Voters - REPUBLICAN	202
Ballots Cast - Total	130
Ballots Cast - NONPARTISAN	0
Ballots Cast - DEMOCRAT	105
Ballots Cast - REPUBLICAN	25
Ballots Cast - Blank	0
Voter Turnout - Total	13.18%
Voter Turnout - NONPARTISAN	0.00%
Voter Turnout - DEMOCRAT	23.92%
Voter Turnout - REPUBLICAN	12.38%

DEM Member of State Senate 6th Legislative District Vote For 1

	TOTAL	VOTE %
James Beach	90	100.00%
Write-In Totals	0	0.00%
Total Votes Cast	90	100.00%
Overvotes	0	
Undervotes	15	

DEM Members of the General Assembly 6th Legislative District Vote For 2

	TOTAL	VOTE %
Louis D. Greenwald	92	51.11%
Pamela R. Lampitt	88	48.89%
Write-In Totals	0	0.00%
Total Votes Cast	180	100.00%
Overvotes	0	
Undervotes	30	

DEM Members of the Board of County Commissioners Vote For 2

	TOTAL	VOTE %
Kate Delany	36	19.78%
Samuel E. Sweet	32	17.58%
Louis Cappelli Jr.	57	31.32%
Jonathan L. Young Sr.	57	31.32%
Write-In Totals	0	0.00%
Total Votes Cast	182	100.00%
Overvotes	10	
Undervotes	18	

Cherry Hill District 6

DEM Mayor Cherry Hill Township

Vote For 1

	TOTAL	VOTE %	
David Fleisher	80	100.00%	<div style="width: 100%; height: 10px; background-color: #ffc107;"></div>
Write-In Totals	0	0.00%	<div style="width: 0%; height: 10px; background-color: #6c757d;"></div>
Total Votes Cast	80	100.00%	<div style="width: 100%; height: 10px; background-color: #ffc107;"></div>
Overvotes	0		
Undervotes	25		

DEM Members of Council Cherry Hill Township

Vote For 3

	TOTAL	VOTE %	
Michele Golkow	81	33.20%	<div style="width: 33.20%; height: 10px; background-color: #ffc107;"></div>
Brian Bauerle	82	33.61%	<div style="width: 33.61%; height: 10px; background-color: #ffc107;"></div>
Jennifer Apell	81	33.20%	<div style="width: 33.20%; height: 10px; background-color: #ffc107;"></div>
Write-In Totals	0	0.00%	<div style="width: 0%; height: 10px; background-color: #6c757d;"></div>
Total Votes Cast	244	100.00%	<div style="width: 100%; height: 10px; background-color: #ffc107;"></div>
Overvotes	0		
Undervotes	71		

DEM Members of County Committee Cherry Hill Township

Vote For 1

	TOTAL	VOTE %	
SJ Prog Dems	35	38.89%	<div style="width: 38.89%; height: 10px; background-color: #ffc107;"></div>
Cam Co Dem Comm Inc	55	61.11%	<div style="width: 61.11%; height: 10px; background-color: #ffc107;"></div>
Total Votes Cast	90	100.00%	<div style="width: 100%; height: 10px; background-color: #ffc107;"></div>
Overvotes	2		
Undervotes	13		

REP Member of State Senate 6th Legislative District

Vote For 1

	TOTAL	VOTE %	
NO PETITION FILED	0	0.00%	<div style="width: 0%; height: 10px; background-color: #6c757d;"></div>
Write-In Totals	4	100.00%	<div style="width: 100%; height: 10px; background-color: #ffc107;"></div>
Total Votes Cast	4	100.00%	<div style="width: 100%; height: 10px; background-color: #ffc107;"></div>
Overvotes	0		
Undervotes	21		

REP Members of the General Assembly 6th Legislative District

Vote For 2

	TOTAL	VOTE %	
Daniel M. Kenny	24	50.00%	<div style="width: 50.00%; height: 10px; background-color: #ffc107;"></div>
Danielle M. Barry	24	50.00%	<div style="width: 50.00%; height: 10px; background-color: #ffc107;"></div>
Write-In Totals	0	0.00%	<div style="width: 0%; height: 10px; background-color: #6c757d;"></div>
Total Votes Cast	48	100.00%	<div style="width: 100%; height: 10px; background-color: #ffc107;"></div>
Overvotes	0		
Undervotes	2		

Cherry Hill District 6

REP Members of the Board of County Commissioners

Vote For 2

	TOTAL	VOTE %	
Jason Fanning	24	50.00%	<div style="width: 50%;"><div style="width: 50%;"></div></div>
Norman C. Rebel Jr.	24	50.00%	<div style="width: 50%;"><div style="width: 50%;"></div></div>
Write-In Totals	0	0.00%	<div style="width: 0%;"><div style="width: 0%;"></div></div>
Total Votes Cast	48	100.00%	<div style="width: 100%;"><div style="width: 100%;"></div></div>
Overvotes	0		
Undervotes	2		

REP Mayor Cherry Hill Township

Vote For 1

	TOTAL	VOTE %	
Nicole A. Nance	25	100.00%	<div style="width: 100%;"><div style="width: 100%;"></div></div>
Write-In Totals	0	0.00%	<div style="width: 0%;"><div style="width: 0%;"></div></div>
Total Votes Cast	25	100.00%	<div style="width: 100%;"><div style="width: 100%;"></div></div>
Overvotes	0		
Undervotes	0		

REP Members of Council Cherry Hill Township

Vote For 3

	TOTAL	VOTE %	
David Lodge	24	32.88%	<div style="width: 32.88%;"><div style="width: 32.88%;"></div></div>
Diane C. Carr	24	32.88%	<div style="width: 32.88%;"><div style="width: 32.88%;"></div></div>
Rossana Parsons	25	34.25%	<div style="width: 34.25%;"><div style="width: 34.25%;"></div></div>
Write-In Totals	0	0.00%	<div style="width: 0%;"><div style="width: 0%;"></div></div>
Total Votes Cast	73	100.00%	<div style="width: 100%;"><div style="width: 100%;"></div></div>
Overvotes	0		
Undervotes	2		

Cherry Hill District 7

Statistics	TOTAL
Registered Voters - Total	1,157
Registered Voters - NONPARTISAN	418
Registered Voters - DEMOCRAT	535
Registered Voters - REPUBLICAN	204
Ballots Cast - Total	128
Ballots Cast - NONPARTISAN	0
Ballots Cast - DEMOCRAT	107
Ballots Cast - REPUBLICAN	21
Ballots Cast - Blank	0
Voter Turnout - Total	11.06%
Voter Turnout - NONPARTISAN	0.00%
Voter Turnout - DEMOCRAT	20.00%
Voter Turnout - REPUBLICAN	10.29%

DEM Member of State Senate 6th Legislative District Vote For 1

	TOTAL	VOTE %	
James Beach	98	100.00%	<div style="width: 100%; height: 10px; background-color: #f0e68c;"></div>
Write-In Totals	0	0.00%	<div style="width: 0%; height: 10px; background-color: #cccccc;"></div>
Total Votes Cast	98	100.00%	<div style="width: 100%; height: 10px; background-color: #f0e68c;"></div>
Overvotes	0		
Undervotes	9		

DEM Members of the General Assembly 6th Legislative District Vote For 2

	TOTAL	VOTE %	
Louis D. Greenwald	101	50.00%	<div style="width: 50%; height: 10px; background-color: #f0e68c;"></div>
Pamela R. Lampitt	101	50.00%	<div style="width: 50%; height: 10px; background-color: #cccccc;"></div>
Write-In Totals	0	0.00%	<div style="width: 0%; height: 10px; background-color: #cccccc;"></div>
Total Votes Cast	202	100.00%	<div style="width: 100%; height: 10px; background-color: #f0e68c;"></div>
Overvotes	0		
Undervotes	12		

DEM Members of the Board of County Commissioners Vote For 2

	TOTAL	VOTE %	
Kate Delany	24	11.71%	<div style="width: 11.71%; height: 10px; background-color: #f0e68c;"></div>
Samuel E. Sweet	22	10.73%	<div style="width: 10.73%; height: 10px; background-color: #cccccc;"></div>
Louis Cappelli Jr.	79	38.54%	<div style="width: 38.54%; height: 10px; background-color: #f0e68c;"></div>
Jonathan L. Young Sr.	80	39.02%	<div style="width: 39.02%; height: 10px; background-color: #cccccc;"></div>
Write-In Totals	0	0.00%	<div style="width: 0%; height: 10px; background-color: #cccccc;"></div>
Total Votes Cast	205	100.00%	<div style="width: 100%; height: 10px; background-color: #f0e68c;"></div>
Overvotes	2		
Undervotes	7		

Cherry Hill District 7

DEM Mayor Cherry Hill Township

Vote For 1

	TOTAL	VOTE %	
David Fleisher	98	100.00%	<div style="width: 100%; height: 10px; background-color: #ffc107;"></div>
Write-In Totals	0	0.00%	<div style="width: 0%; height: 10px; background-color: #6c757d;"></div>
Total Votes Cast	98	100.00%	<div style="width: 100%; height: 10px; background-color: #ffc107;"></div>
Overvotes	0		
Undervotes	9		

DEM Members of Council Cherry Hill Township

Vote For 3

	TOTAL	VOTE %	
Michele Golkow	97	33.56%	<div style="width: 33.56%; height: 10px; background-color: #ffc107;"></div>
Brian Bauerle	95	32.87%	<div style="width: 32.87%; height: 10px; background-color: #ffc107;"></div>
Jennifer Apell	97	33.56%	<div style="width: 33.56%; height: 10px; background-color: #ffc107;"></div>
Write-In Totals	0	0.00%	<div style="width: 0%; height: 10px; background-color: #6c757d;"></div>
Total Votes Cast	289	100.00%	<div style="width: 100%; height: 10px; background-color: #ffc107;"></div>
Overvotes	0		
Undervotes	32		

DEM Members of County Committee Cherry Hill Township

Vote For 1

	TOTAL	VOTE %	
SJ Prog Dems	25	24.75%	<div style="width: 24.75%; height: 10px; background-color: #ffc107;"></div>
Cam Co Dem Comm Inc	76	75.25%	<div style="width: 75.25%; height: 10px; background-color: #ffc107;"></div>
Total Votes Cast	101	100.00%	<div style="width: 100%; height: 10px; background-color: #ffc107;"></div>
Overvotes	1		
Undervotes	5		

REP Member of State Senate 6th Legislative District

Vote For 1

	TOTAL	VOTE %	
NO PETITION FILED	0		
Write-In Totals	0		
Total Votes Cast	0		
Overvotes	0		
Undervotes	21		

REP Members of the General Assembly 6th Legislative District





Vote For 2

	TOTAL	VOTE %	
Daniel M. Kenny	20	51.28%	<div style="width: 51.28%; height: 10px; background-color: #ffc107;"></div>
Danielle M. Barry	19	48.72%	<div style="width: 48.72%; height: 10px; background-color: #ffc107;"></div>
Write-In Totals	0	0.00%	<div style="width: 0%; height: 10px; background-color: #6c757d;"></div>
Total Votes Cast	39	100.00%	<div style="width: 100%; height: 10px; background-color: #ffc107;"></div>
Overvotes	0		
Undervotes	3		

Cherry Hill District 7




REP Members of the Board of County Commissioners

Vote For 2

	TOTAL	VOTE %	
Jason Fanning	19	50.00%	
Norman C. Rebel Jr.	19	50.00%	
Write-In Totals	0	0.00%	
Total Votes Cast	38	100.00%	
Overvotes	0		
Undervotes	4		






REP Mayor Cherry Hill Township

Vote For 1

	TOTAL	VOTE %	
Nicole A. Nance	20	100.00%	
Write-In Totals	0	0.00%	
Total Votes Cast	20	100.00%	
Overvotes	0		
Undervotes	1		

REP Members of Council Cherry Hill Township

Vote For 3

	TOTAL	VOTE %	
David Lodge	20	33.90%	
Diane C. Carr	20	33.90%	
Rossana Parsons	19	32.20%	
Write-In Totals	0	0.00%	
Total Votes Cast	59	100.00%	
Overvotes	0		
Undervotes	4		

Cherry Hill District 8

Statistics	TOTAL
Registered Voters - Total	1,124
Registered Voters - NONPARTISAN	435
Registered Voters - DEMOCRAT	507
Registered Voters - REPUBLICAN	182
Ballots Cast - Total	102
Ballots Cast - NONPARTISAN	0
Ballots Cast - DEMOCRAT	82
Ballots Cast - REPUBLICAN	20
Ballots Cast - Blank	0
Voter Turnout - Total	9.07%
Voter Turnout - NONPARTISAN	0.00%
Voter Turnout - DEMOCRAT	16.17%
Voter Turnout - REPUBLICAN	10.99%

DEM Member of State Senate 6th Legislative District Vote For 1

	TOTAL	VOTE %	
James Beach	77	100.00%	<div style="width: 100%; height: 10px; background-color: #f0e68c;"></div>
Write-In Totals	0	0.00%	<div style="width: 0%; height: 10px; background-color: #d3d3d3;"></div>
Total Votes Cast	77	100.00%	<div style="width: 100%; height: 10px; background-color: #f0e68c;"></div>
Overvotes	0		
Undervotes	5		

DEM Members of the General Assembly 6th Legislative District Vote For 2

	TOTAL	VOTE %	
Louis D. Greenwald	73	51.05%	<div style="width: 51.05%; height: 10px; background-color: #f0e68c;"></div>
Pamela R. Lampitt	70	48.95%	<div style="width: 48.95%; height: 10px; background-color: #f0e68c;"></div>
Write-In Totals	0	0.00%	<div style="width: 0%; height: 10px; background-color: #d3d3d3;"></div>
Total Votes Cast	143	100.00%	<div style="width: 100%; height: 10px; background-color: #f0e68c;"></div>
Overvotes	0		
Undervotes	21		

DEM Members of the Board of County Commissioners Vote For 2

	TOTAL	VOTE %	
Kate Delany	22	14.57%	<div style="width: 14.57%; height: 10px; background-color: #f0e68c;"></div>
Samuel E. Sweet	14	9.27%	<div style="width: 9.27%; height: 10px; background-color: #f0e68c;"></div>
Louis Cappelli Jr.	59	39.07%	<div style="width: 39.07%; height: 10px; background-color: #f0e68c;"></div>
Jonathan L. Young Sr.	56	37.09%	<div style="width: 37.09%; height: 10px; background-color: #f0e68c;"></div>
Write-In Totals	0	0.00%	<div style="width: 0%; height: 10px; background-color: #d3d3d3;"></div>
Total Votes Cast	151	100.00%	<div style="width: 100%; height: 10px; background-color: #f0e68c;"></div>
Overvotes	4		
Undervotes	9		

Cherry Hill District 8

DEM Mayor Cherry Hill Township

Vote For 1

	TOTAL	VOTE %	
David Fleisher	66	100.00%	<div style="width: 100%; background-color: #f0e68c;"></div>
Write-In Totals	0	0.00%	<div style="width: 0%; background-color: #d3d3d3;"></div>
Total Votes Cast	66	100.00%	<div style="width: 100%; background-color: #f0e68c;"></div>
Overvotes	0		
Undervotes	16		

DEM Members of Council Cherry Hill Township

Vote For 3

	TOTAL	VOTE %	
Michele Golkow	68	33.01%	<div style="width: 33.01%; background-color: #f0e68c;"></div>
Brian Bauerle	69	33.50%	<div style="width: 33.50%; background-color: #f0e68c;"></div>
Jennifer Apell	69	33.50%	<div style="width: 33.50%; background-color: #f0e68c;"></div>
Write-In Totals	0	0.00%	<div style="width: 0%; background-color: #d3d3d3;"></div>
Total Votes Cast	206	100.00%	<div style="width: 100%; background-color: #f0e68c;"></div>
Overvotes	0		
Undervotes	40		

DEM Members of County Committee Cherry Hill Township

Vote For 1

	TOTAL	VOTE %	
SJ Prog Dems	17	22.67%	<div style="width: 22.67%; background-color: #f0e68c;"></div>
Cam Co Dem Comm Inc	58	77.33%	<div style="width: 77.33%; background-color: #f0e68c;"></div>
Total Votes Cast	75	100.00%	<div style="width: 100%; background-color: #f0e68c;"></div>
Overvotes	3		
Undervotes	4		

REP Member of State Senate 6th Legislative District

Vote For 1

	TOTAL	VOTE %	
NO PETITION FILED	0	0.00%	<div style="width: 0%; background-color: #d3d3d3;"></div>
Write-In Totals	4	100.00%	<div style="width: 100%; background-color: #f0e68c;"></div>
Total Votes Cast	4	100.00%	<div style="width: 100%; background-color: #f0e68c;"></div>
Overvotes	0		
Undervotes	16		

REP Members of the General Assembly 6th Legislative District

Vote For 2

	TOTAL	VOTE %	
Daniel M. Kenny	20	51.28%	<div style="width: 51.28%; background-color: #f0e68c;"></div>
Danielle M. Barry	19	48.72%	<div style="width: 48.72%; background-color: #f0e68c;"></div>
Write-In Totals	0	0.00%	<div style="width: 0%; background-color: #d3d3d3;"></div>
Total Votes Cast	39	100.00%	<div style="width: 100%; background-color: #f0e68c;"></div>
Overvotes	0		
Undervotes	1		

Cherry Hill District 8

REP Members of the Board of County Commissioners

Vote For 2

	TOTAL	VOTE %	
Jason Fanning	19	51.35%	<div style="width: 51.35%; background-color: #f0e68c;"></div>
Norman C. Rebel Jr.	18	48.65%	<div style="width: 48.65%; background-color: #f0e68c;"></div>
Write-In Totals	0	0.00%	<div style="width: 0%; background-color: #f0e68c;"></div>
Total Votes Cast	37	100.00%	<div style="width: 100%; background-color: #f0e68c;"></div>
Overvotes	0		
Undervotes	3		

REP Mayor Cherry Hill Township

Vote For 1

	TOTAL	VOTE %	
Nicole A. Nance	20	100.00%	<div style="width: 100%; background-color: #f0e68c;"></div>
Write-In Totals	0	0.00%	<div style="width: 0%; background-color: #f0e68c;"></div>
Total Votes Cast	20	100.00%	<div style="width: 100%; background-color: #f0e68c;"></div>
Overvotes	0		
Undervotes	0		

REP Members of Council Cherry Hill Township

Vote For 3

	TOTAL	VOTE %	
David Lodge	20	33.90%	<div style="width: 33.90%; background-color: #f0e68c;"></div>
Diane C. Carr	20	33.90%	<div style="width: 33.90%; background-color: #f0e68c;"></div>
Rossana Parsons	19	32.20%	<div style="width: 32.20%; background-color: #f0e68c;"></div>
Write-In Totals	0	0.00%	<div style="width: 0%; background-color: #f0e68c;"></div>
Total Votes Cast	59	100.00%	<div style="width: 100%; background-color: #f0e68c;"></div>
Overvotes	0		
Undervotes	1		

Cherry Hill District 9

Statistics	TOTAL
Registered Voters - Total	2,188
Registered Voters - NONPARTISAN	726
Registered Voters - DEMOCRAT	1,000
Registered Voters - REPUBLICAN	462
Ballots Cast - Total	273
Ballots Cast - NONPARTISAN	0
Ballots Cast - DEMOCRAT	213
Ballots Cast - REPUBLICAN	60
Ballots Cast - Blank	1
Voter Turnout - Total	12.48%
Voter Turnout - NONPARTISAN	0.00%
Voter Turnout - DEMOCRAT	21.30%
Voter Turnout - REPUBLICAN	12.99%

DEM Member of State Senate 6th Legislative District Vote For 1

	TOTAL	VOTE %	
James Beach	195	100.00%	<div style="width: 100%; height: 10px; background-color: #f0e68c;"></div>
Write-In Totals	0	0.00%	<div style="width: 0%; height: 10px; background-color: #cccccc;"></div>
Total Votes Cast	195	100.00%	<div style="width: 100%; height: 10px; background-color: #f0e68c;"></div>
Overvotes	0		
Undervotes	18		

DEM Members of the General Assembly 6th Legislative District Vote For 2

	TOTAL	VOTE %	
Louis D. Greenwald	185	49.47%	<div style="width: 49.47%; height: 10px; background-color: #f0e68c;"></div>
Pamela R. Lampitt	189	50.53%	<div style="width: 50.53%; height: 10px; background-color: #cccccc;"></div>
Write-In Totals	0	0.00%	<div style="width: 0%; height: 10px; background-color: #cccccc;"></div>
Total Votes Cast	374	100.00%	<div style="width: 100%; height: 10px; background-color: #f0e68c;"></div>
Overvotes	0		
Undervotes	52		

DEM Members of the Board of County Commissioners Vote For 2

	TOTAL	VOTE %	
Kate Delany	65	16.84%	<div style="width: 16.84%; height: 10px; background-color: #f0e68c;"></div>
Samuel E. Sweet	50	12.95%	<div style="width: 12.95%; height: 10px; background-color: #cccccc;"></div>
Louis Cappelli Jr.	139	36.01%	<div style="width: 36.01%; height: 10px; background-color: #f0e68c;"></div>
Jonathan L. Young Sr.	132	34.20%	<div style="width: 34.20%; height: 10px; background-color: #cccccc;"></div>
Write-In Totals	0	0.00%	<div style="width: 0%; height: 10px; background-color: #cccccc;"></div>
Total Votes Cast	386	100.00%	<div style="width: 100%; height: 10px; background-color: #f0e68c;"></div>
Overvotes	20		
Undervotes	20		

Cherry Hill District 9

DEM Mayor Cherry Hill Township

Vote For 1

	TOTAL	VOTE %	
David Fleisher	186	100.00%	<div style="width: 100%; height: 10px; background-color: #f0e68c;"></div>
Write-In Totals	0	0.00%	<div style="width: 0%; height: 10px; background-color: #d3d3d3;"></div>
Total Votes Cast	186	100.00%	<div style="width: 100%; height: 10px; background-color: #f0e68c;"></div>
Overvotes	0		
Undervotes	27		

DEM Members of Council Cherry Hill Township

Vote For 3

	TOTAL	VOTE %	
Michele Golkow	185	33.70%	<div style="width: 33.70%; height: 10px; background-color: #f0e68c;"></div>
Brian Bauerle	178	32.42%	<div style="width: 32.42%; height: 10px; background-color: #f0e68c;"></div>
Jennifer Apell	186	33.88%	<div style="width: 33.88%; height: 10px; background-color: #f0e68c;"></div>
Write-In Totals	0	0.00%	<div style="width: 0%; height: 10px; background-color: #d3d3d3;"></div>
Total Votes Cast	549	100.00%	<div style="width: 100%; height: 10px; background-color: #f0e68c;"></div>
Overvotes	0		
Undervotes	90		

DEM Members of County Committee Cherry Hill Township

Vote For 1

	TOTAL	VOTE %	
SJ Prog Dems	53	28.04%	<div style="width: 28.04%; height: 10px; background-color: #f0e68c;"></div>
Cam Co Dem Comm Inc	136	71.96%	<div style="width: 71.96%; height: 10px; background-color: #f0e68c;"></div>
Total Votes Cast	189	100.00%	<div style="width: 100%; height: 10px; background-color: #f0e68c;"></div>
Overvotes	8		
Undervotes	16		

REP Member of State Senate 6th Legislative District

Vote For 1

	TOTAL	VOTE %	
NO PETITION FILED	0	0.00%	<div style="width: 0%; height: 10px; background-color: #d3d3d3;"></div>
Write-In Totals	3	100.00%	<div style="width: 100%; height: 10px; background-color: #f0e68c;"></div>
Total Votes Cast	3	100.00%	<div style="width: 100%; height: 10px; background-color: #f0e68c;"></div>
Overvotes	0		
Undervotes	57		

REP Members of the General Assembly 6th Legislative District

Vote For 2

	TOTAL	VOTE %	
Daniel M. Kenny	59	51.30%	<div style="width: 51.30%; height: 10px; background-color: #f0e68c;"></div>
Danielle M. Barry	56	48.70%	<div style="width: 48.70%; height: 10px; background-color: #f0e68c;"></div>
Write-In Totals	0	0.00%	<div style="width: 0%; height: 10px; background-color: #d3d3d3;"></div>
Total Votes Cast	115	100.00%	<div style="width: 100%; height: 10px; background-color: #f0e68c;"></div>
Overvotes	0		
Undervotes	5		

Cherry Hill District 9

REP Members of the Board of County Commissioners

Vote For 2

	TOTAL	VOTE %	
Jason Fanning	60	52.63%	<div style="width: 52.63%;"><div style="width: 52.63%;"></div></div>
Norman C. Rebel Jr.	54	47.37%	<div style="width: 47.37%;"><div style="width: 47.37%;"></div></div>
Write-In Totals	0	0.00%	<div style="width: 0%;"><div style="width: 0%;"></div></div>
Total Votes Cast	114	100.00%	<div style="width: 100%;"><div style="width: 100%;"></div></div>
Overvotes	0		
Undervotes	6		

REP Mayor Cherry Hill Township

Vote For 1

	TOTAL	VOTE %	
Nicole A. Nance	57	100.00%	<div style="width: 100%;"><div style="width: 100%;"></div></div>
Write-In Totals	0	0.00%	<div style="width: 0%;"><div style="width: 0%;"></div></div>
Total Votes Cast	57	100.00%	<div style="width: 100%;"><div style="width: 100%;"></div></div>
Overvotes	0		
Undervotes	3		

REP Members of Council Cherry Hill Township




Vote For 3

	TOTAL	VOTE %	
David Lodge	59	33.71%	<div style="width: 33.71%;"><div style="width: 33.71%;"></div></div>
Diane C. Carr	59	33.71%	<div style="width: 33.71%;"><div style="width: 33.71%;"></div></div>
Rossana Parsons	57	32.57%	<div style="width: 32.57%;"><div style="width: 32.57%;"></div></div>
Write-In Totals	0	0.00%	<div style="width: 0%;"><div style="width: 0%;"></div></div>
Total Votes Cast	175	100.00%	<div style="width: 100%;"><div style="width: 100%;"></div></div>
Overvotes	0		
Undervotes	5		





Cherry Hill District 10

Statistics	TOTAL
Registered Voters - Total	861
Registered Voters - NONPARTISAN	332
Registered Voters - DEMOCRAT	342
Registered Voters - REPUBLICAN	187
Ballots Cast - Total	98
Ballots Cast - NONPARTISAN	0
Ballots Cast - DEMOCRAT	76
Ballots Cast - REPUBLICAN	22
Ballots Cast - Blank	0
Voter Turnout - Total	11.38%
Voter Turnout - NONPARTISAN	0.00%
Voter Turnout - DEMOCRAT	22.22%
Voter Turnout - REPUBLICAN	11.76%







DEM Member of State Senate 6th Legislative District Vote For 1

	TOTAL	VOTE %	
James Beach	64	100.00%	
Write-In Totals	0	0.00%	
Total Votes Cast	64	100.00%	
Overvotes	0		
Undervotes	12		

DEM Members of the General Assembly 6th Legislative District Vote For 2

	TOTAL	VOTE %	
Louis D. Greenwald	67	49.63%	
Pamela R. Lampitt	66	48.89%	
Write-In Totals	2	1.48%	
Total Votes Cast	135	100.00%	
Overvotes	0		
Undervotes	17		

DEM Members of the Board of County Commissioners Vote For 2

	TOTAL	VOTE %	
Kate Delany	28	20.14%	
Samuel E. Sweet	22	15.83%	
Louis Cappelli Jr.	47	33.81%	
Jonathan L. Young Sr.	41	29.50%	
Write-In Totals	1	0.72%	
Total Votes Cast	139	100.00%	
Overvotes	6		
Undervotes	7		

Cherry Hill District 10

DEM Mayor Cherry Hill Township

Vote For 1

	TOTAL	VOTE %	
David Fleisher	68	98.55%	<div style="width: 98.55%;"><div style="width: 98.55%;"></div></div>
Write-In Totals	1	1.45%	<div style="width: 1.45%;"><div style="width: 1.45%;"></div></div>
Total Votes Cast	69	100.00%	<div style="width: 100%;"><div style="width: 100%;"></div></div>
Overvotes	0		
Undervotes	7		

DEM Members of Council Cherry Hill Township

Vote For 3

	TOTAL	VOTE %	
Michele Golkow	62	32.63%	<div style="width: 32.63%;"><div style="width: 32.63%;"></div></div>
Brian Bauerle	63	33.16%	<div style="width: 33.16%;"><div style="width: 33.16%;"></div></div>
Jennifer Apell	65	34.21%	<div style="width: 34.21%;"><div style="width: 34.21%;"></div></div>
Write-In Totals	0	0.00%	<div style="width: 0%;"><div style="width: 0%;"></div></div>
Total Votes Cast	190	100.00%	<div style="width: 100%;"><div style="width: 100%;"></div></div>
Overvotes	3		
Undervotes	35		

DEM Members of County Committee Cherry Hill Township

Vote For 1

	TOTAL	VOTE %	
SJ Prog Dems	22	33.85%	<div style="width: 33.85%;"><div style="width: 33.85%;"></div></div>
Cam Co Dem Comm Inc	43	66.15%	<div style="width: 66.15%;"><div style="width: 66.15%;"></div></div>
Total Votes Cast	65	100.00%	<div style="width: 100%;"><div style="width: 100%;"></div></div>
Overvotes	2		
Undervotes	9		

REP Member of State Senate 6th Legislative District

Vote For 1

	TOTAL	VOTE %	
NO PETITION FILED	0	0.00%	<div style="width: 0%;"><div style="width: 0%;"></div></div>
Write-In Totals	1	100.00%	<div style="width: 100%;"><div style="width: 100%;"></div></div>
Total Votes Cast	1	100.00%	<div style="width: 100%;"><div style="width: 100%;"></div></div>
Overvotes	0		
Undervotes	21		

REP Members of the General Assembly 6th Legislative District

Vote For 2

	TOTAL	VOTE %	
Daniel M. Kenny	21	50.00%	<div style="width: 50%;"><div style="width: 50%;"></div></div>
Danielle M. Barry	21	50.00%	<div style="width: 50%;"><div style="width: 50%;"></div></div>
Write-In Totals	0	0.00%	<div style="width: 0%;"><div style="width: 0%;"></div></div>
Total Votes Cast	42	100.00%	<div style="width: 100%;"><div style="width: 100%;"></div></div>
Overvotes	0		
Undervotes	2		

Cherry Hill District 10

REP Members of the Board of County Commissioners

Vote For 2

	TOTAL	VOTE %	
Jason Fanning	21	48.84%	<div style="width: 48.84%; background-color: #f0e68c;"></div>
Norman C. Rebel Jr.	21	48.84%	<div style="width: 48.84%; background-color: #f0e68c;"></div>
Write-In Totals	1	2.33%	<div style="width: 2.33%; background-color: #f0e68c;"></div>
Total Votes Cast	43	100.00%	<div style="width: 100%; background-color: #f0e68c;"></div>
Overvotes	0		
Undervotes	1		

REP Mayor Cherry Hill Township

Vote For 1

	TOTAL	VOTE %	
Nicole A. Nance	21	100.00%	<div style="width: 100%; background-color: #f0e68c;"></div>
Write-In Totals	0	0.00%	<div style="width: 0%; background-color: #f0e68c;"></div>
Total Votes Cast	21	100.00%	<div style="width: 100%; background-color: #f0e68c;"></div>
Overvotes	0		
Undervotes	1		

REP Members of Council Cherry Hill Township

Vote For 3

	TOTAL	VOTE %	
David Lodge	21	32.81%	<div style="width: 32.81%; background-color: #f0e68c;"></div>
Diane C. Carr	21	32.81%	<div style="width: 32.81%; background-color: #f0e68c;"></div>
Rossana Parsons	21	32.81%	<div style="width: 32.81%; background-color: #f0e68c;"></div>
Write-In Totals	1	1.56%	<div style="width: 1.56%; background-color: #f0e68c;"></div>
Total Votes Cast	64	100.00%	<div style="width: 100%; background-color: #f0e68c;"></div>
Overvotes	0		
Undervotes	2		

Cherry Hill District 11

Statistics	TOTAL
Registered Voters - Total	1,326
Registered Voters - NONPARTISAN	495
Registered Voters - DEMOCRAT	547
Registered Voters - REPUBLICAN	284
Ballots Cast - Total	148
Ballots Cast - NONPARTISAN	0
Ballots Cast - DEMOCRAT	117
Ballots Cast - REPUBLICAN	31
Ballots Cast - Blank	1
Voter Turnout - Total	11.16%
Voter Turnout - NONPARTISAN	0.00%
Voter Turnout - DEMOCRAT	21.39%
Voter Turnout - REPUBLICAN	10.92%

DEM Member of State Senate 6th Legislative District Vote For 1

	TOTAL	VOTE %	
James Beach	106	100.00%	<div style="width: 100%; height: 10px; background-color: #ffc107;"></div>
Write-In Totals	0	0.00%	<div style="width: 0%; height: 10px; background-color: #6c757d;"></div>
Total Votes Cast	106	100.00%	<div style="width: 100%; height: 10px; background-color: #ffc107;"></div>
Overvotes	0		
Undervotes	11		

DEM Members of the General Assembly 6th Legislative District Vote For 2

	TOTAL	VOTE %	
Louis D. Greenwald	108	50.00%	<div style="width: 50%; height: 10px; background-color: #ffc107;"></div>
Pamela R. Lampitt	108	50.00%	<div style="width: 50%; height: 10px; background-color: #ffc107;"></div>
Write-In Totals	0	0.00%	<div style="width: 0%; height: 10px; background-color: #6c757d;"></div>
Total Votes Cast	216	100.00%	<div style="width: 100%; height: 10px; background-color: #ffc107;"></div>
Overvotes	0		
Undervotes	18		

DEM Members of the Board of County Commissioners Vote For 2

	TOTAL	VOTE %	
Kate Delany	30	13.45%	<div style="width: 13.45%; height: 10px; background-color: #ffc107;"></div>
Samuel E. Sweet	22	9.87%	<div style="width: 9.87%; height: 10px; background-color: #ffc107;"></div>
Louis Cappelli Jr.	85	38.12%	<div style="width: 38.12%; height: 10px; background-color: #ffc107;"></div>
Jonathan L. Young Sr.	86	38.56%	<div style="width: 38.56%; height: 10px; background-color: #ffc107;"></div>
Write-In Totals	0	0.00%	<div style="width: 0%; height: 10px; background-color: #6c757d;"></div>
Total Votes Cast	223	100.00%	<div style="width: 100%; height: 10px; background-color: #ffc107;"></div>
Overvotes	4		
Undervotes	7		

Cherry Hill District 11

DEM Mayor Cherry Hill Township

Vote For 1

	TOTAL	VOTE %	
David Fleisher	104	100.00%	<div style="width: 100%;"><div style="width: 100%;"></div></div>
Write-In Totals	0	0.00%	<div style="width: 0%;"></div>
Total Votes Cast	104	100.00%	<div style="width: 100%;"></div>
Overvotes	0		
Undervotes	13		

DEM Members of Council Cherry Hill Township

Vote For 3

	TOTAL	VOTE %	
Michele Golkow	101	33.22%	<div style="width: 33.22%;"><div style="width: 33.22%;"></div></div>
Brian Bauerle	100	32.89%	<div style="width: 32.89%;"><div style="width: 32.89%;"></div></div>
Jennifer Apell	103	33.88%	<div style="width: 33.88%;"><div style="width: 33.88%;"></div></div>
Write-In Totals	0	0.00%	<div style="width: 0%;"></div>
Total Votes Cast	304	100.00%	<div style="width: 100%;"></div>
Overvotes	0		
Undervotes	47		

DEM Members of County Committee Cherry Hill Township

Vote For 1

	TOTAL	VOTE %	
SJ Prog Dems	25	22.94%	<div style="width: 22.94%;"><div style="width: 22.94%;"></div></div>
Cam Co Dem Comm Inc	84	77.06%	<div style="width: 77.06%;"><div style="width: 77.06%;"></div></div>
Total Votes Cast	109	100.00%	<div style="width: 100%;"></div>
Overvotes	1		
Undervotes	7		

REP Member of State Senate 6th Legislative District

Vote For 1

	TOTAL	VOTE %	
NO PETITION FILED	0		<div style="width: 0%;"></div>
Write-In Totals	0		<div style="width: 0%;"></div>
Total Votes Cast	0		<div style="width: 0%;"></div>
Overvotes	0		
Undervotes	31		

REP Members of the General Assembly 6th Legislative District





Vote For 2

	TOTAL	VOTE %	
Daniel M. Kenny	30	51.72%	<div style="width: 51.72%;"><div style="width: 51.72%;"></div></div>
Danielle M. Barry	28	48.28%	<div style="width: 48.28%;"><div style="width: 48.28%;"></div></div>
Write-In Totals	0	0.00%	<div style="width: 0%;"></div>
Total Votes Cast	58	100.00%	<div style="width: 100%;"></div>
Overvotes	0		
Undervotes	4		

Cherry Hill District 11




REP Members of the Board of County Commissioners

Vote For 2

	TOTAL	VOTE %	
Jason Fanning	30	51.72%	
Norman C. Rebel Jr.	28	48.28%	
Write-In Totals	0	0.00%	
Total Votes Cast	58	100.00%	
Overvotes	0		
Undervotes	4		






REP Mayor Cherry Hill Township

Vote For 1

	TOTAL	VOTE %	
Nicole A. Nance	31	100.00%	
Write-In Totals	0	0.00%	
Total Votes Cast	31	100.00%	
Overvotes	0		
Undervotes	0		

REP Members of Council Cherry Hill Township

Vote For 3

	TOTAL	VOTE %	
David Lodge	29	33.33%	
Diane C. Carr	30	34.48%	
Rossana Parsons	28	32.18%	
Write-In Totals	0	0.00%	
Total Votes Cast	87	100.00%	
Overvotes	0		
Undervotes	6		

Cherry Hill District 12

Statistics	TOTAL
Registered Voters - Total	1,572
Registered Voters - NONPARTISAN	541
Registered Voters - DEMOCRAT	723
Registered Voters - REPUBLICAN	308
Ballots Cast - Total	164
Ballots Cast - NONPARTISAN	0
Ballots Cast - DEMOCRAT	135
Ballots Cast - REPUBLICAN	29
Ballots Cast - Blank	0
Voter Turnout - Total	10.43%
Voter Turnout - NONPARTISAN	0.00%
Voter Turnout - DEMOCRAT	18.67%
Voter Turnout - REPUBLICAN	9.42%

DEM Member of State Senate 6th Legislative District Vote For 1

	TOTAL	VOTE %	
James Beach	126	100.00%	<div style="width: 100%; height: 10px; background-color: #ffc107;"></div>
Write-In Totals	0	0.00%	<div style="width: 0%; height: 10px; background-color: #6c757d;"></div>
Total Votes Cast	126	100.00%	<div style="width: 100%; height: 10px; background-color: #ffc107;"></div>
Overvotes	0		
Undervotes	9		

DEM Members of the General Assembly 6th Legislative District Vote For 2

	TOTAL	VOTE %	
Louis D. Greenwald	128	50.39%	<div style="width: 50.39%; height: 10px; background-color: #ffc107;"></div>
Pamela R. Lampitt	126	49.61%	<div style="width: 49.61%; height: 10px; background-color: #ffc107;"></div>
Write-In Totals	0	0.00%	<div style="width: 0%; height: 10px; background-color: #6c757d;"></div>
Total Votes Cast	254	100.00%	<div style="width: 100%; height: 10px; background-color: #ffc107;"></div>
Overvotes	0		
Undervotes	16		

DEM Members of the Board of County Commissioners Vote For 2

	TOTAL	VOTE %	
Kate Delany	49	19.07%	<div style="width: 19.07%; height: 10px; background-color: #ffc107;"></div>
Samuel E. Sweet	39	15.18%	<div style="width: 15.18%; height: 10px; background-color: #ffc107;"></div>
Louis Cappelli Jr.	84	32.68%	<div style="width: 32.68%; height: 10px; background-color: #ffc107;"></div>
Jonathan L. Young Sr.	85	33.07%	<div style="width: 33.07%; height: 10px; background-color: #ffc107;"></div>
Write-In Totals	0	0.00%	<div style="width: 0%; height: 10px; background-color: #6c757d;"></div>
Total Votes Cast	257	100.00%	<div style="width: 100%; height: 10px; background-color: #ffc107;"></div>
Overvotes	2		
Undervotes	11		

Cherry Hill District 12

DEM Mayor Cherry Hill Township

Vote For 1

	TOTAL	VOTE %	
David Fleisher	125	100.00%	<div style="width: 100%; height: 10px; background-color: #ffc107;"></div>
Write-In Totals	0	0.00%	<div style="width: 0%; height: 10px; background-color: #6c757d;"></div>
Total Votes Cast	125	100.00%	<div style="width: 100%; height: 10px; background-color: #ffc107;"></div>
Overvotes	0		
Undervotes	10		

DEM Members of Council Cherry Hill Township

Vote For 3

	TOTAL	VOTE %	
Michele Golkow	123	33.61%	<div style="width: 33.61%; height: 10px; background-color: #ffc107;"></div>
Brian Bauerle	120	32.79%	<div style="width: 32.79%; height: 10px; background-color: #ffc107;"></div>
Jennifer Apell	122	33.33%	<div style="width: 33.33%; height: 10px; background-color: #ffc107;"></div>
Write-In Totals	1	0.27%	<div style="width: 0.27%; height: 10px; background-color: #6c757d;"></div>
Total Votes Cast	366	100.00%	<div style="width: 100%; height: 10px; background-color: #ffc107;"></div>
Overvotes	0		
Undervotes	39		

DEM Members of County Committee Cherry Hill Township

Vote For 1

	TOTAL	VOTE %	
SJ Prog Dems	37	29.84%	<div style="width: 29.84%; height: 10px; background-color: #ffc107;"></div>
Cam Co Dem Comm Inc	87	70.16%	<div style="width: 70.16%; height: 10px; background-color: #ffc107;"></div>
Total Votes Cast	124	100.00%	<div style="width: 100%; height: 10px; background-color: #ffc107;"></div>
Overvotes	2		
Undervotes	9		

REP Member of State Senate 6th Legislative District

Vote For 1

	TOTAL	VOTE %	
NO PETITION FILED	0	0.00%	<div style="width: 0%; height: 10px; background-color: #6c757d;"></div>
Write-In Totals	4	100.00%	<div style="width: 100%; height: 10px; background-color: #ffc107;"></div>
Total Votes Cast	4	100.00%	<div style="width: 100%; height: 10px; background-color: #ffc107;"></div>
Overvotes	0		
Undervotes	25		

REP Members of the General Assembly 6th Legislative District





Vote For 2

	TOTAL	VOTE %	
Daniel M. Kenny	28	49.12%	<div style="width: 49.12%; height: 10px; background-color: #ffc107;"></div>
Danielle M. Barry	29	50.88%	<div style="width: 50.88%; height: 10px; background-color: #ffc107;"></div>
Write-In Totals	0	0.00%	<div style="width: 0%; height: 10px; background-color: #6c757d;"></div>
Total Votes Cast	57	100.00%	<div style="width: 100%; height: 10px; background-color: #ffc107;"></div>
Overvotes	0		
Undervotes	1		

Cherry Hill District 12




REP Members of the Board of County Commissioners

Vote For 2

	TOTAL	VOTE %	
Jason Fanning	28	50.91%	
Norman C. Rebel Jr.	27	49.09%	
Write-In Totals	0	0.00%	
Total Votes Cast	55	100.00%	
Overvotes	0		
Undervotes	3		






REP Mayor Cherry Hill Township

Vote For 1

	TOTAL	VOTE %	
Nicole A. Nance	28	100.00%	
Write-In Totals	0	0.00%	
Total Votes Cast	28	100.00%	
Overvotes	0		
Undervotes	1		

REP Members of Council Cherry Hill Township

Vote For 3

	TOTAL	VOTE %	
David Lodge	27	32.14%	
Diane C. Carr	29	34.52%	
Rossana Parsons	28	33.33%	
Write-In Totals	0	0.00%	
Total Votes Cast	84	100.00%	
Overvotes	0		
Undervotes	3		

Cherry Hill District 13

Statistics	TOTAL
Registered Voters - Total	1,079
Registered Voters - NONPARTISAN	341
Registered Voters - DEMOCRAT	430
Registered Voters - REPUBLICAN	308
Ballots Cast - Total	159
Ballots Cast - NONPARTISAN	0
Ballots Cast - DEMOCRAT	110
Ballots Cast - REPUBLICAN	49
Ballots Cast - Blank	1
Voter Turnout - Total	14.74%
Voter Turnout - NONPARTISAN	0.00%
Voter Turnout - DEMOCRAT	25.58%
Voter Turnout - REPUBLICAN	15.91%

DEM Member of State Senate 6th Legislative District Vote For 1

	TOTAL	VOTE %	
James Beach	100	98.04%	
Write-In Totals	2	1.96%	
Total Votes Cast	102	100.00%	
Overvotes	0		
Undervotes	8		

DEM Members of the General Assembly 6th Legislative District Vote For 2

	TOTAL	VOTE %	
Louis D. Greenwald	105	51.22%	
Pamela R. Lampitt	98	47.80%	
Write-In Totals	2	0.98%	
Total Votes Cast	205	100.00%	
Overvotes	0		
Undervotes	15		

DEM Members of the Board of County Commissioners Vote For 2

	TOTAL	VOTE %	
Kate Delany	41	19.52%	
Samuel E. Sweet	28	13.33%	
Louis Cappelli Jr.	73	34.76%	
Jonathan L. Young Sr.	68	32.38%	
Write-In Totals	0	0.00%	
Total Votes Cast	210	100.00%	
Overvotes	0		
Undervotes	10		

Cherry Hill District 13

DEM Mayor Cherry Hill Township

Vote For 1

	TOTAL	VOTE %	
David Fleisher	98	100.00%	<div style="width: 100%; height: 10px; background-color: #ffc107;"></div>
Write-In Totals	0	0.00%	<div style="width: 0%; height: 10px; background-color: #6c757d;"></div>
Total Votes Cast	98	100.00%	<div style="width: 100%; height: 10px; background-color: #ffc107;"></div>
Overvotes	0		
Undervotes	12		

DEM Members of Council Cherry Hill Township

Vote For 3

	TOTAL	VOTE %	
Michele Golkow	92	32.51%	<div style="width: 32.51%; height: 10px; background-color: #ffc107;"></div>
Brian Bauerle	93	32.86%	<div style="width: 32.86%; height: 10px; background-color: #ffc107;"></div>
Jennifer Apell	94	33.22%	<div style="width: 33.22%; height: 10px; background-color: #ffc107;"></div>
Write-In Totals	4	1.41%	<div style="width: 1.41%; height: 10px; background-color: #6c757d;"></div>
Total Votes Cast	283	100.00%	<div style="width: 100%; height: 10px; background-color: #ffc107;"></div>
Overvotes	0		
Undervotes	47		

DEM Members of County Committee Cherry Hill Township

Vote For 1

	TOTAL	VOTE %	
SJ Prog Dems	32	31.07%	<div style="width: 31.07%; height: 10px; background-color: #ffc107;"></div>
Cam Co Dem Comm Inc	71	68.93%	<div style="width: 68.93%; height: 10px; background-color: #ffc107;"></div>
Total Votes Cast	103	100.00%	<div style="width: 100%; height: 10px; background-color: #ffc107;"></div>
Overvotes	0		
Undervotes	7		

REP Member of State Senate 6th Legislative District

Vote For 1

	TOTAL	VOTE %	
NO PETITION FILED	0	0.00%	<div style="width: 0%; height: 10px; background-color: #6c757d;"></div>
Write-In Totals	2	100.00%	<div style="width: 100%; height: 10px; background-color: #ffc107;"></div>
Total Votes Cast	2	100.00%	<div style="width: 100%; height: 10px; background-color: #ffc107;"></div>
Overvotes	0		
Undervotes	47		

REP Members of the General Assembly 6th Legislative District

Vote For 2

	TOTAL	VOTE %	
Daniel M. Kenny	47	50.54%	<div style="width: 50.54%; height: 10px; background-color: #ffc107;"></div>
Danielle M. Barry	46	49.46%	<div style="width: 49.46%; height: 10px; background-color: #ffc107;"></div>
Write-In Totals	0	0.00%	<div style="width: 0%; height: 10px; background-color: #6c757d;"></div>
Total Votes Cast	93	100.00%	<div style="width: 100%; height: 10px; background-color: #ffc107;"></div>
Overvotes	0		
Undervotes	5		

Cherry Hill District 13

REP Members of the Board of County Commissioners

Vote For 2

	TOTAL	VOTE %	
Jason Fanning	46	49.46%	<div style="width: 49.46%; background-color: #f0e68c;"></div>
Norman C. Rebel Jr.	47	50.54%	<div style="width: 50.54%; background-color: #f0e68c;"></div>
Write-In Totals	0	0.00%	<div style="width: 0%; background-color: #f0e68c;"></div>
Total Votes Cast	93	100.00%	<div style="width: 100%; background-color: #f0e68c;"></div>
Overvotes	0		
Undervotes	5		

REP Mayor Cherry Hill Township

Vote For 1

	TOTAL	VOTE %	
Nicole A. Nance	47	100.00%	<div style="width: 100%; background-color: #f0e68c;"></div>
Write-In Totals	0	0.00%	<div style="width: 0%; background-color: #f0e68c;"></div>
Total Votes Cast	47	100.00%	<div style="width: 100%; background-color: #f0e68c;"></div>
Overvotes	0		
Undervotes	2		

REP Members of Council Cherry Hill Township

Vote For 3

	TOTAL	VOTE %	
David Lodge	47	33.81%	<div style="width: 33.81%; background-color: #f0e68c;"></div>
Diane C. Carr	46	33.09%	<div style="width: 33.09%; background-color: #f0e68c;"></div>
Rossana Parsons	46	33.09%	<div style="width: 33.09%; background-color: #f0e68c;"></div>
Write-In Totals	0	0.00%	<div style="width: 0%; background-color: #f0e68c;"></div>
Total Votes Cast	139	100.00%	<div style="width: 100%; background-color: #f0e68c;"></div>
Overvotes	0		
Undervotes	8		

Cherry Hill District 14

Statistics	TOTAL
Registered Voters - Total	959
Registered Voters - NONPARTISAN	347
Registered Voters - DEMOCRAT	423
Registered Voters - REPUBLICAN	189
Ballots Cast - Total	150
Ballots Cast - NONPARTISAN	0
Ballots Cast - DEMOCRAT	121
Ballots Cast - REPUBLICAN	29
Ballots Cast - Blank	0
Voter Turnout - Total	15.64%
Voter Turnout - NONPARTISAN	0.00%
Voter Turnout - DEMOCRAT	28.61%
Voter Turnout - REPUBLICAN	15.34%

DEM Member of State Senate 6th Legislative District Vote For 1

	TOTAL	VOTE %	
James Beach	111	100.00%	<div style="width: 100%; background-color: #f0e68c;"></div>
Write-In Totals	0	0.00%	<div style="width: 0%; background-color: #cccccc;"></div>
Total Votes Cast	111	100.00%	<div style="width: 100%; background-color: #f0e68c;"></div>
Overvotes	0		
Undervotes	10		

DEM Members of the General Assembly 6th Legislative District Vote For 2

	TOTAL	VOTE %	
Louis D. Greenwald	109	49.77%	<div style="width: 49.77%; background-color: #f0e68c;"></div>
Pamela R. Lampitt	110	50.23%	<div style="width: 50.23%; background-color: #cccccc;"></div>
Write-In Totals	0	0.00%	<div style="width: 0%; background-color: #cccccc;"></div>
Total Votes Cast	219	100.00%	<div style="width: 100%; background-color: #f0e68c;"></div>
Overvotes	0		
Undervotes	23		

DEM Members of the Board of County Commissioners Vote For 2

	TOTAL	VOTE %	
Kate Delany	42	18.18%	<div style="width: 18.18%; background-color: #f0e68c;"></div>
Samuel E. Sweet	30	12.99%	<div style="width: 12.99%; background-color: #cccccc;"></div>
Louis Cappelli Jr.	82	35.50%	<div style="width: 35.50%; background-color: #f0e68c;"></div>
Jonathan L. Young Sr.	77	33.33%	<div style="width: 33.33%; background-color: #cccccc;"></div>
Write-In Totals	0	0.00%	<div style="width: 0%; background-color: #cccccc;"></div>
Total Votes Cast	231	100.00%	<div style="width: 100%; background-color: #f0e68c;"></div>
Overvotes	2		
Undervotes	9		

Cherry Hill District 14

DEM Mayor Cherry Hill Township

Vote For 1

	TOTAL	VOTE %	
David Fleisher	101	100.00%	<div style="width: 100%;"><div style="width: 100%;"></div></div>
Write-In Totals	0	0.00%	<div style="width: 0%;"></div>
Total Votes Cast	101	100.00%	<div style="width: 100%;"></div>
Overvotes	0		
Undervotes	20		

DEM Members of Council Cherry Hill Township

Vote For 3

	TOTAL	VOTE %	
Michele Golkow	102	33.77%	<div style="width: 33.77%;"><div style="width: 33.77%;"></div></div>
Brian Bauerle	98	32.45%	<div style="width: 32.45%;"><div style="width: 32.45%;"></div></div>
Jennifer Apell	102	33.77%	<div style="width: 33.77%;"><div style="width: 33.77%;"></div></div>
Write-In Totals	0	0.00%	<div style="width: 0%;"></div>
Total Votes Cast	302	100.00%	<div style="width: 100%;"></div>
Overvotes	0		
Undervotes	61		

DEM Members of County Committee Cherry Hill Township

Vote For 1

	TOTAL	VOTE %	
SJ Prog Dems	29	26.13%	<div style="width: 26.13%;"><div style="width: 26.13%;"></div></div>
Cam Co Dem Comm Inc	82	73.87%	<div style="width: 73.87%;"><div style="width: 73.87%;"></div></div>
Total Votes Cast	111	100.00%	<div style="width: 100%;"></div>
Overvotes	1		
Undervotes	9		

REP Member of State Senate 6th Legislative District

Vote For 1

	TOTAL	VOTE %	
NO PETITION FILED	0	0.00%	<div style="width: 0%;"></div>
Write-In Totals	1	100.00%	<div style="width: 100%;"></div>
Total Votes Cast	1	100.00%	<div style="width: 100%;"></div>
Overvotes	0		
Undervotes	28		

REP Members of the General Assembly 6th Legislative District

Vote For 2

	TOTAL	VOTE %	
Daniel M. Kenny	28	50.00%	<div style="width: 50%;"><div style="width: 50%;"></div></div>
Danielle M. Barry	28	50.00%	<div style="width: 50%;"><div style="width: 50%;"></div></div>
Write-In Totals	0	0.00%	<div style="width: 0%;"></div>
Total Votes Cast	56	100.00%	<div style="width: 100%;"></div>
Overvotes	0		
Undervotes	2		

Cherry Hill District 14

REP Members of the Board of County Commissioners

Vote For 2

	TOTAL	VOTE %	
Jason Fanning	27	49.09%	<div style="width: 49.09%; background-color: #f0e68c;"></div>
Norman C. Rebel Jr.	28	50.91%	<div style="width: 50.91%; background-color: #f0e68c;"></div>
Write-In Totals	0	0.00%	<div style="width: 0.00%; background-color: #f0e68c;"></div>
Total Votes Cast	55	100.00%	<div style="width: 100.00%; background-color: #f0e68c;"></div>
Overvotes	0		
Undervotes	3		

REP Mayor Cherry Hill Township

Vote For 1

	TOTAL	VOTE %	
Nicole A. Nance	29	100.00%	<div style="width: 100.00%; background-color: #f0e68c;"></div>
Write-In Totals	0	0.00%	<div style="width: 0.00%; background-color: #f0e68c;"></div>
Total Votes Cast	29	100.00%	<div style="width: 100.00%; background-color: #f0e68c;"></div>
Overvotes	0		
Undervotes	0		

REP Members of Council Cherry Hill Township




Vote For 3

	TOTAL	VOTE %	
David Lodge	29	33.33%	<div style="width: 33.33%; background-color: #f0e68c;"></div>
Diane C. Carr	29	33.33%	<div style="width: 33.33%; background-color: #f0e68c;"></div>
Rossana Parsons	29	33.33%	<div style="width: 33.33%; background-color: #f0e68c;"></div>
Write-In Totals	0	0.00%	<div style="width: 0.00%; background-color: #f0e68c;"></div>
Total Votes Cast	87	100.00%	<div style="width: 100.00%; background-color: #f0e68c;"></div>
Overvotes	0		
Undervotes	0		





Cherry Hill District 15

Statistics	TOTAL
Registered Voters - Total	1,280
Registered Voters - NONPARTISAN	457
Registered Voters - DEMOCRAT	585
Registered Voters - REPUBLICAN	238
Ballots Cast - Total	187
Ballots Cast - NONPARTISAN	0
Ballots Cast - DEMOCRAT	150
Ballots Cast - REPUBLICAN	37
Ballots Cast - Blank	0
Voter Turnout - Total	14.61%
Voter Turnout - NONPARTISAN	0.00%
Voter Turnout - DEMOCRAT	25.64%
Voter Turnout - REPUBLICAN	15.55%







DEM Member of State Senate 6th Legislative District Vote For 1

	TOTAL	VOTE %	
James Beach	142	100.00%	
Write-In Totals	0	0.00%	
Total Votes Cast	142	100.00%	
Overvotes	0		
Undervotes	8		

DEM Members of the General Assembly 6th Legislative District Vote For 2

	TOTAL	VOTE %	
Louis D. Greenwald	141	49.30%	
Pamela R. Lampitt	145	50.70%	
Write-In Totals	0	0.00%	
Total Votes Cast	286	100.00%	
Overvotes	0		
Undervotes	14		

DEM Members of the Board of County Commissioners Vote For 2

	TOTAL	VOTE %	
Kate Delany	42	14.58%	
Samuel E. Sweet	34	11.81%	
Louis Cappelli Jr.	107	37.15%	
Jonathan L. Young Sr.	105	36.46%	
Write-In Totals	0	0.00%	
Total Votes Cast	288	100.00%	
Overvotes	6		
Undervotes	6		

Cherry Hill District 15

DEM Mayor Cherry Hill Township

Vote For 1

	TOTAL	VOTE %	
David Fleisher	134	100.00%	<div style="width: 100%;"><div style="width: 100%;"></div></div>
Write-In Totals	0	0.00%	<div style="width: 0%;"></div>
Total Votes Cast	134	100.00%	<div style="width: 100%;"></div>
Overvotes	0		
Undervotes	16		

DEM Members of Council Cherry Hill Township

Vote For 3

	TOTAL	VOTE %	
Michele Golkow	136	34.00%	<div style="width: 34%;"><div style="width: 34%;"></div></div>
Brian Bauerle	128	32.00%	<div style="width: 32%;"><div style="width: 32%;"></div></div>
Jennifer Apell	136	34.00%	<div style="width: 34%;"><div style="width: 34%;"></div></div>
Write-In Totals	0	0.00%	<div style="width: 0%;"></div>
Total Votes Cast	400	100.00%	<div style="width: 100%;"></div>
Overvotes	0		
Undervotes	50		

DEM Members of County Committee Cherry Hill Township

Vote For 1

	TOTAL	VOTE %	
SJ Prog Dems	33	23.91%	<div style="width: 23.91%;"><div style="width: 23.91%;"></div></div>
Cam Co Dem Comm Inc	105	76.09%	<div style="width: 76.09%;"><div style="width: 76.09%;"></div></div>
Total Votes Cast	138	100.00%	<div style="width: 100%;"></div>
Overvotes	1		
Undervotes	11		

REP Member of State Senate 6th Legislative District

Vote For 1

	TOTAL	VOTE %	
NO PETITION FILED	0	0.00%	<div style="width: 0%;"></div>
Write-In Totals	5	100.00%	<div style="width: 100%;"></div>
Total Votes Cast	5	100.00%	<div style="width: 100%;"></div>
Overvotes	0		
Undervotes	32		

REP Members of the General Assembly 6th Legislative District

Vote For 2

	TOTAL	VOTE %	
Daniel M. Kenny	35	48.61%	<div style="width: 48.61%;"><div style="width: 48.61%;"></div></div>
Danielle M. Barry	37	51.39%	<div style="width: 51.39%;"><div style="width: 51.39%;"></div></div>
Write-In Totals	0	0.00%	<div style="width: 0%;"></div>
Total Votes Cast	72	100.00%	<div style="width: 100%;"></div>
Overvotes	0		
Undervotes	2		

Cherry Hill District 15

REP Members of the Board of County Commissioners

Vote For 2

	TOTAL	VOTE %	
Jason Fanning	35	51.47%	<div style="width: 51.47%;"><div style="width: 51.47%;"></div></div>
Norman C. Rebel Jr.	33	48.53%	<div style="width: 48.53%;"><div style="width: 48.53%;"></div></div>
Write-In Totals	0	0.00%	<div style="width: 0%;"><div style="width: 0%;"></div></div>
Total Votes Cast	68	100.00%	<div style="width: 100%;"><div style="width: 100%;"></div></div>
Overvotes	0		
Undervotes	6		

REP Mayor Cherry Hill Township

Vote For 1

	TOTAL	VOTE %	
Nicole A. Nance	35	100.00%	<div style="width: 100%;"><div style="width: 100%;"></div></div>
Write-In Totals	0	0.00%	<div style="width: 0%;"><div style="width: 0%;"></div></div>
Total Votes Cast	35	100.00%	<div style="width: 100%;"><div style="width: 100%;"></div></div>
Overvotes	0		
Undervotes	2		

REP Members of Council Cherry Hill Township

Vote For 3

	TOTAL	VOTE %	
David Lodge	34	32.38%	<div style="width: 32.38%;"><div style="width: 32.38%;"></div></div>
Diane C. Carr	36	34.29%	<div style="width: 34.29%;"><div style="width: 34.29%;"></div></div>
Rossana Parsons	35	33.33%	<div style="width: 33.33%;"><div style="width: 33.33%;"></div></div>
Write-In Totals	0	0.00%	<div style="width: 0%;"><div style="width: 0%;"></div></div>
Total Votes Cast	105	100.00%	<div style="width: 100%;"><div style="width: 100%;"></div></div>
Overvotes	0		
Undervotes	6		

Cherry Hill District 16

Statistics	TOTAL
Registered Voters - Total	850
Registered Voters - NONPARTISAN	277
Registered Voters - DEMOCRAT	431
Registered Voters - REPUBLICAN	142
Ballots Cast - Total	128
Ballots Cast - NONPARTISAN	0
Ballots Cast - DEMOCRAT	104
Ballots Cast - REPUBLICAN	24
Ballots Cast - Blank	0
Voter Turnout - Total	15.06%
Voter Turnout - NONPARTISAN	0.00%
Voter Turnout - DEMOCRAT	24.13%
Voter Turnout - REPUBLICAN	16.90%

DEM Member of State Senate 6th Legislative District Vote For 1

	TOTAL	VOTE %	
James Beach	101	100.00%	<div style="width: 100%; height: 10px; background-color: #ffc107;"></div>
Write-In Totals	0	0.00%	<div style="width: 0%; height: 10px; background-color: #6c757d;"></div>
Total Votes Cast	101	100.00%	<div style="width: 100%; height: 10px; background-color: #ffc107;"></div>
Overvotes	0		
Undervotes	3		

DEM Members of the General Assembly 6th Legislative District Vote For 2

	TOTAL	VOTE %	
Louis D. Greenwald	102	51.00%	<div style="width: 51%; height: 10px; background-color: #ffc107;"></div>
Pamela R. Lampitt	98	49.00%	<div style="width: 49%; height: 10px; background-color: #ffc107;"></div>
Write-In Totals	0	0.00%	<div style="width: 0%; height: 10px; background-color: #6c757d;"></div>
Total Votes Cast	200	100.00%	<div style="width: 100%; height: 10px; background-color: #ffc107;"></div>
Overvotes	0		
Undervotes	8		

DEM Members of the Board of County Commissioners Vote For 2

	TOTAL	VOTE %	
Kate Delany	20	10.05%	<div style="width: 10.05%; height: 10px; background-color: #ffc107;"></div>
Samuel E. Sweet	18	9.05%	<div style="width: 9.05%; height: 10px; background-color: #ffc107;"></div>
Louis Cappelli Jr.	84	42.21%	<div style="width: 42.21%; height: 10px; background-color: #ffc107;"></div>
Jonathan L. Young Sr.	77	38.69%	<div style="width: 38.69%; height: 10px; background-color: #ffc107;"></div>
Write-In Totals	0	0.00%	<div style="width: 0%; height: 10px; background-color: #6c757d;"></div>
Total Votes Cast	199	100.00%	<div style="width: 100%; height: 10px; background-color: #ffc107;"></div>
Overvotes	2		
Undervotes	7		

Cherry Hill District 16

DEM Mayor Cherry Hill Township

Vote For 1

	TOTAL	VOTE %	
David Fleisher	100	100.00%	<div style="width: 100%;"><div style="width: 100%;"></div></div>
Write-In Totals	0	0.00%	<div style="width: 0%;"></div>
Total Votes Cast	100	100.00%	<div style="width: 100%;"></div>
Overvotes	0		
Undervotes	4		

DEM Members of Council Cherry Hill Township

Vote For 3

	TOTAL	VOTE %	
Michele Golkow	99	33.67%	<div style="width: 33.67%;"><div style="width: 33.67%;"></div></div>
Brian Bauerle	96	32.65%	<div style="width: 32.65%;"><div style="width: 32.65%;"></div></div>
Jennifer Apell	99	33.67%	<div style="width: 33.67%;"><div style="width: 33.67%;"></div></div>
Write-In Totals	0	0.00%	<div style="width: 0%;"></div>
Total Votes Cast	294	100.00%	<div style="width: 100%;"></div>
Overvotes	0		
Undervotes	18		

DEM Members of County Committee Cherry Hill Township

Vote For 1

	TOTAL	VOTE %	
SJ Prog Dems	12	12.50%	<div style="width: 12.50%;"><div style="width: 12.50%;"></div></div>
Cam Co Dem Comm Inc	84	87.50%	<div style="width: 87.50%;"><div style="width: 87.50%;"></div></div>
Total Votes Cast	96	100.00%	<div style="width: 100%;"></div>
Overvotes	2		
Undervotes	6		

REP Member of State Senate 6th Legislative District

Vote For 1

	TOTAL	VOTE %	
NO PETITION FILED	0		<div style="width: 0%;"></div>
Write-In Totals	0		<div style="width: 0%;"></div>
Total Votes Cast	0		<div style="width: 0%;"></div>
Overvotes	0		
Undervotes	24		

REP Members of the General Assembly 6th Legislative District

Vote For 2

	TOTAL	VOTE %	
Daniel M. Kenny	21	47.73%	<div style="width: 47.73%;"><div style="width: 47.73%;"></div></div>
Danielle M. Barry	23	52.27%	<div style="width: 52.27%;"><div style="width: 52.27%;"></div></div>
Write-In Totals	0	0.00%	<div style="width: 0%;"></div>
Total Votes Cast	44	100.00%	<div style="width: 100%;"></div>
Overvotes	0		
Undervotes	4		

Cherry Hill District 16

REP Members of the Board of County Commissioners

Vote For 2

	TOTAL	VOTE %	
Jason Fanning	22	51.16%	<div style="width: 51.16%; background-color: #f0e68c;"></div>
Norman C. Rebel Jr.	21	48.84%	<div style="width: 48.84%; background-color: #f0e68c;"></div>
Write-In Totals	0	0.00%	<div style="width: 0%; background-color: #f0e68c;"></div>
Total Votes Cast	43	100.00%	<div style="width: 100%; background-color: #f0e68c;"></div>
Overvotes	0		
Undervotes	5		

REP Mayor Cherry Hill Township

Vote For 1

	TOTAL	VOTE %	
Nicole A. Nance	23	100.00%	<div style="width: 100%; background-color: #f0e68c;"></div>
Write-In Totals	0	0.00%	<div style="width: 0%; background-color: #f0e68c;"></div>
Total Votes Cast	23	100.00%	<div style="width: 100%; background-color: #f0e68c;"></div>
Overvotes	0		
Undervotes	1		

REP Members of Council Cherry Hill Township

Vote For 3

	TOTAL	VOTE %	
David Lodge	22	33.33%	<div style="width: 33.33%; background-color: #f0e68c;"></div>
Diane C. Carr	22	33.33%	<div style="width: 33.33%; background-color: #f0e68c;"></div>
Rossana Parsons	22	33.33%	<div style="width: 33.33%; background-color: #f0e68c;"></div>
Write-In Totals	0	0.00%	<div style="width: 0%; background-color: #f0e68c;"></div>
Total Votes Cast	66	100.00%	<div style="width: 100%; background-color: #f0e68c;"></div>
Overvotes	0		
Undervotes	6		

Cherry Hill District 17

Statistics	TOTAL
Registered Voters - Total	1,322
Registered Voters - NONPARTISAN	451
Registered Voters - DEMOCRAT	632
Registered Voters - REPUBLICAN	239
Ballots Cast - Total	187
Ballots Cast - NONPARTISAN	0
Ballots Cast - DEMOCRAT	156
Ballots Cast - REPUBLICAN	31
Ballots Cast - Blank	0
Voter Turnout - Total	14.15%
Voter Turnout - NONPARTISAN	0.00%
Voter Turnout - DEMOCRAT	24.68%
Voter Turnout - REPUBLICAN	12.97%

DEM Member of State Senate 6th Legislative District Vote For 1

	TOTAL	VOTE %	
James Beach	140	100.00%	<div style="width: 100%; height: 10px; background-color: #ffc107;"></div>
Write-In Totals	0	0.00%	<div style="width: 0%; height: 10px; background-color: #6c757d;"></div>
Total Votes Cast	140	100.00%	<div style="width: 100%; height: 10px; background-color: #ffc107;"></div>
Overvotes	0		
Undervotes	16		

DEM Members of the General Assembly 6th Legislative District Vote For 2

	TOTAL	VOTE %	
Louis D. Greenwald	136	50.18%	<div style="width: 50.18%; height: 10px; background-color: #ffc107;"></div>
Pamela R. Lampitt	135	49.82%	<div style="width: 49.82%; height: 10px; background-color: #ffc107;"></div>
Write-In Totals	0	0.00%	<div style="width: 0%; height: 10px; background-color: #6c757d;"></div>
Total Votes Cast	271	100.00%	<div style="width: 100%; height: 10px; background-color: #ffc107;"></div>
Overvotes	0		
Undervotes	41		

DEM Members of the Board of County Commissioners Vote For 2

	TOTAL	VOTE %	
Kate Delany	46	16.14%	<div style="width: 16.14%; height: 10px; background-color: #ffc107;"></div>
Samuel E. Sweet	35	12.28%	<div style="width: 12.28%; height: 10px; background-color: #ffc107;"></div>
Louis Cappelli Jr.	104	36.49%	<div style="width: 36.49%; height: 10px; background-color: #ffc107;"></div>
Jonathan L. Young Sr.	100	35.09%	<div style="width: 35.09%; height: 10px; background-color: #ffc107;"></div>
Write-In Totals	0	0.00%	<div style="width: 0%; height: 10px; background-color: #6c757d;"></div>
Total Votes Cast	285	100.00%	<div style="width: 100%; height: 10px; background-color: #ffc107;"></div>
Overvotes	10		
Undervotes	17		

Cherry Hill District 17

DEM Mayor Cherry Hill Township

Vote For 1

	TOTAL	VOTE %	
David Fleisher	127	100.00%	<div style="width: 100%; height: 10px; background-color: #f0e68c;"></div>
Write-In Totals	0	0.00%	<div style="width: 0%; height: 10px; background-color: #d3d3d3;"></div>
Total Votes Cast	127	100.00%	<div style="width: 100%; height: 10px; background-color: #f0e68c;"></div>
Overvotes	0		
Undervotes	29		

DEM Members of Council Cherry Hill Township

Vote For 3

	TOTAL	VOTE %	
Michele Golkow	129	32.66%	<div style="width: 32.66%; height: 10px; background-color: #f0e68c;"></div>
Brian Bauerle	129	32.66%	<div style="width: 32.66%; height: 10px; background-color: #f0e68c;"></div>
Jennifer Apell	137	34.68%	<div style="width: 34.68%; height: 10px; background-color: #f0e68c;"></div>
Write-In Totals	0	0.00%	<div style="width: 0%; height: 10px; background-color: #d3d3d3;"></div>
Total Votes Cast	395	100.00%	<div style="width: 100%; height: 10px; background-color: #f0e68c;"></div>
Overvotes	0		
Undervotes	73		

DEM Members of County Committee Cherry Hill Township

Vote For 1

	TOTAL	VOTE %	
SJ Prog Dems	39	27.66%	<div style="width: 27.66%; height: 10px; background-color: #f0e68c;"></div>
Cam Co Dem Comm Inc	102	72.34%	<div style="width: 72.34%; height: 10px; background-color: #f0e68c;"></div>
Total Votes Cast	141	100.00%	<div style="width: 100%; height: 10px; background-color: #f0e68c;"></div>
Overvotes	4		
Undervotes	11		

REP Member of State Senate 6th Legislative District

Vote For 1

	TOTAL	VOTE %	
NO PETITION FILED	0	0.00%	<div style="width: 0%; height: 10px; background-color: #d3d3d3;"></div>
Write-In Totals	2	100.00%	<div style="width: 100%; height: 10px; background-color: #f0e68c;"></div>
Total Votes Cast	2	100.00%	<div style="width: 100%; height: 10px; background-color: #f0e68c;"></div>
Overvotes	0		
Undervotes	29		

REP Members of the General Assembly 6th Legislative District





Vote For 2

	TOTAL	VOTE %	
Daniel M. Kenny	28	48.28%	<div style="width: 48.28%; height: 10px; background-color: #f0e68c;"></div>
Danielle M. Barry	27	46.55%	<div style="width: 46.55%; height: 10px; background-color: #f0e68c;"></div>
Write-In Totals	3	5.17%	<div style="width: 5.17%; height: 10px; background-color: #f0e68c;"></div>
Total Votes Cast	58	100.00%	<div style="width: 100%; height: 10px; background-color: #f0e68c;"></div>
Overvotes	0		
Undervotes	4		

Cherry Hill District 17




REP Members of the Board of County Commissioners

Vote For 2

	TOTAL	VOTE %	
Jason Fanning	28	48.28%	
Norman C. Rebel Jr.	27	46.55%	
Write-In Totals	3	5.17%	
Total Votes Cast	58	100.00%	
Overvotes	0		
Undervotes	4		






REP Mayor Cherry Hill Township

Vote For 1

	TOTAL	VOTE %	
Nicole A. Nance	31	100.00%	
Write-In Totals	0	0.00%	
Total Votes Cast	31	100.00%	
Overvotes	0		
Undervotes	0		

REP Members of Council Cherry Hill Township

Vote For 3

	TOTAL	VOTE %	
David Lodge	29	33.33%	
Diane C. Carr	30	34.48%	
Rossana Parsons	27	31.03%	
Write-In Totals	1	1.15%	
Total Votes Cast	87	100.00%	
Overvotes	0		
Undervotes	6		

Cherry Hill District 18

Statistics	TOTAL
Registered Voters - Total	973
Registered Voters - NONPARTISAN	307
Registered Voters - DEMOCRAT	466
Registered Voters - REPUBLICAN	200
Ballots Cast - Total	143
Ballots Cast - NONPARTISAN	0
Ballots Cast - DEMOCRAT	124
Ballots Cast - REPUBLICAN	19
Ballots Cast - Blank	1
Voter Turnout - Total	14.70%
Voter Turnout - NONPARTISAN	0.00%
Voter Turnout - DEMOCRAT	26.61%
Voter Turnout - REPUBLICAN	9.50%

DEM Member of State Senate 6th Legislative District Vote For 1

	TOTAL	VOTE %
James Beach	113	99.12%
Write-In Totals	1	0.88%
Total Votes Cast	114	100.00%
Overvotes	0	
Undervotes	10	

DEM Members of the General Assembly 6th Legislative District Vote For 2

	TOTAL	VOTE %
Louis D. Greenwald	115	49.57%
Pamela R. Lampitt	115	49.57%
Write-In Totals	2	0.86%
Total Votes Cast	232	100.00%
Overvotes	0	
Undervotes	16	

DEM Members of the Board of County Commissioners Vote For 2

	TOTAL	VOTE %
Kate Delany	38	16.10%
Samuel E. Sweet	27	11.44%
Louis Cappelli Jr.	89	37.71%
Jonathan L. Young Sr.	82	34.75%
Write-In Totals	0	0.00%
Total Votes Cast	236	100.00%
Overvotes	6	
Undervotes	6	

Cherry Hill District 18

DEM Mayor Cherry Hill Township

Vote For 1

	TOTAL	VOTE %	
David Fleisher	109	99.09%	<div style="width: 99.09%;"><div style="width: 99.09%;"></div></div>
Write-In Totals	1	0.91%	<div style="width: 0.91%;"><div style="width: 0.91%;"></div></div>
Total Votes Cast	110	100.00%	<div style="width: 100.00%;"><div style="width: 100.00%;"></div></div>
Overvotes	0		
Undervotes	14		

DEM Members of Council Cherry Hill Township

Vote For 3

	TOTAL	VOTE %	
Michele Golkow	109	33.64%	<div style="width: 33.64%;"><div style="width: 33.64%;"></div></div>
Brian Bauerle	107	33.02%	<div style="width: 33.02%;"><div style="width: 33.02%;"></div></div>
Jennifer Apell	105	32.41%	<div style="width: 32.41%;"><div style="width: 32.41%;"></div></div>
Write-In Totals	3	0.93%	<div style="width: 0.93%;"><div style="width: 0.93%;"></div></div>
Total Votes Cast	324	100.00%	<div style="width: 100.00%;"><div style="width: 100.00%;"></div></div>
Overvotes	0		
Undervotes	48		

DEM Members of County Committee Cherry Hill Township

Vote For 1

	TOTAL	VOTE %	
SJ Prog Dems	30	25.64%	<div style="width: 25.64%;"><div style="width: 25.64%;"></div></div>
Cam Co Dem Comm Inc	87	74.36%	<div style="width: 74.36%;"><div style="width: 74.36%;"></div></div>
Total Votes Cast	117	100.00%	<div style="width: 100.00%;"><div style="width: 100.00%;"></div></div>
Overvotes	3		
Undervotes	4		

REP Member of State Senate 6th Legislative District

Vote For 1

	TOTAL	VOTE %	
NO PETITION FILED	0		
Write-In Totals	0		
Total Votes Cast	0		
Overvotes	0		
Undervotes	19		

REP Members of the General Assembly 6th Legislative District

Vote For 2

	TOTAL	VOTE %	
Daniel M. Kenny	19	50.00%	<div style="width: 50.00%;"><div style="width: 50.00%;"></div></div>
Danielle M. Barry	18	47.37%	<div style="width: 47.37%;"><div style="width: 47.37%;"></div></div>
Write-In Totals	1	2.63%	<div style="width: 2.63%;"><div style="width: 2.63%;"></div></div>
Total Votes Cast	38	100.00%	<div style="width: 100.00%;"><div style="width: 100.00%;"></div></div>
Overvotes	0		
Undervotes	0		

Cherry Hill District 18

REP Members of the Board of County Commissioners

Vote For 2

	TOTAL	VOTE %	
Jason Fanning	18	50.00%	<div style="width: 50%;"><div style="width: 50%;"></div></div>
Norman C. Rebel Jr.	18	50.00%	<div style="width: 50%;"><div style="width: 50%;"></div></div>
Write-In Totals	0	0.00%	<div style="width: 0%;"><div style="width: 0%;"></div></div>
Total Votes Cast	36	100.00%	<div style="width: 100%;"><div style="width: 100%;"></div></div>
Overvotes	0		
Undervotes	2		

REP Mayor Cherry Hill Township

Vote For 1

	TOTAL	VOTE %	
Nicole A. Nance	17	100.00%	<div style="width: 100%;"><div style="width: 100%;"></div></div>
Write-In Totals	0	0.00%	<div style="width: 0%;"><div style="width: 0%;"></div></div>
Total Votes Cast	17	100.00%	<div style="width: 100%;"><div style="width: 100%;"></div></div>
Overvotes	0		
Undervotes	2		

REP Members of Council Cherry Hill Township

Vote For 3

	TOTAL	VOTE %	
David Lodge	17	32.69%	<div style="width: 32.69%;"><div style="width: 32.69%;"></div></div>
Diane C. Carr	18	34.62%	<div style="width: 34.62%;"><div style="width: 34.62%;"></div></div>
Rossana Parsons	17	32.69%	<div style="width: 32.69%;"><div style="width: 32.69%;"></div></div>
Write-In Totals	0	0.00%	<div style="width: 0%;"><div style="width: 0%;"></div></div>
Total Votes Cast	52	100.00%	<div style="width: 100%;"><div style="width: 100%;"></div></div>
Overvotes	0		
Undervotes	5		

Cherry Hill District 19

Statistics	TOTAL
Registered Voters - Total	1,067
Registered Voters - NONPARTISAN	308
Registered Voters - DEMOCRAT	554
Registered Voters - REPUBLICAN	205
Ballots Cast - Total	131
Ballots Cast - NONPARTISAN	0
Ballots Cast - DEMOCRAT	110
Ballots Cast - REPUBLICAN	21
Ballots Cast - Blank	0
Voter Turnout - Total	12.28%
Voter Turnout - NONPARTISAN	0.00%
Voter Turnout - DEMOCRAT	19.86%
Voter Turnout - REPUBLICAN	10.24%

DEM Member of State Senate 6th Legislative District Vote For 1

	TOTAL	VOTE %	
James Beach	101	100.00%	<div style="width: 100%; height: 10px; background-color: #ffc107;"></div>
Write-In Totals	0	0.00%	<div style="width: 0%; height: 10px; background-color: #6c757d;"></div>
Total Votes Cast	101	100.00%	<div style="width: 100%; height: 10px; background-color: #ffc107;"></div>
Overvotes	0		
Undervotes	9		

DEM Members of the General Assembly 6th Legislative District Vote For 2

	TOTAL	VOTE %	
Louis D. Greenwald	104	51.49%	<div style="width: 51.49%; height: 10px; background-color: #ffc107;"></div>
Pamela R. Lampitt	98	48.51%	<div style="width: 48.51%; height: 10px; background-color: #6c757d;"></div>
Write-In Totals	0	0.00%	<div style="width: 0%; height: 10px; background-color: #6c757d;"></div>
Total Votes Cast	202	100.00%	<div style="width: 100%; height: 10px; background-color: #ffc107;"></div>
Overvotes	0		
Undervotes	18		

DEM Members of the Board of County Commissioners Vote For 2

	TOTAL	VOTE %	
Kate Delany	28	13.66%	<div style="width: 13.66%; height: 10px; background-color: #ffc107;"></div>
Samuel E. Sweet	22	10.73%	<div style="width: 10.73%; height: 10px; background-color: #6c757d;"></div>
Louis Cappelli Jr.	78	38.05%	<div style="width: 38.05%; height: 10px; background-color: #ffc107;"></div>
Jonathan L. Young Sr.	77	37.56%	<div style="width: 37.56%; height: 10px; background-color: #6c757d;"></div>
Write-In Totals	0	0.00%	<div style="width: 0%; height: 10px; background-color: #6c757d;"></div>
Total Votes Cast	205	100.00%	<div style="width: 100%; height: 10px; background-color: #ffc107;"></div>
Overvotes	8		
Undervotes	7		

Cherry Hill District 19

DEM Mayor Cherry Hill Township

Vote For 1

	TOTAL	VOTE %	
David Fleisher	95	98.96%	<div style="width: 98.96%;"><div style="width: 98.96%;"></div></div>
Write-In Totals	1	1.04%	<div style="width: 1.04%;"><div style="width: 1.04%;"></div></div>
Total Votes Cast	96	100.00%	<div style="width: 100.00%;"><div style="width: 100.00%;"></div></div>
Overvotes	0		
Undervotes	14		

DEM Members of Council Cherry Hill Township

Vote For 3

	TOTAL	VOTE %	
Michele Golkow	92	33.09%	<div style="width: 33.09%;"><div style="width: 33.09%;"></div></div>
Brian Bauerle	90	32.37%	<div style="width: 32.37%;"><div style="width: 32.37%;"></div></div>
Jennifer Apell	96	34.53%	<div style="width: 34.53%;"><div style="width: 34.53%;"></div></div>
Write-In Totals	0	0.00%	<div style="width: 0.00%;"><div style="width: 0.00%;"></div></div>
Total Votes Cast	278	100.00%	<div style="width: 100.00%;"><div style="width: 100.00%;"></div></div>
Overvotes	0		
Undervotes	52		

DEM Members of County Committee Cherry Hill Township

Vote For 1

	TOTAL	VOTE %	
SJ Prog Dems	25	25.51%	<div style="width: 25.51%;"><div style="width: 25.51%;"></div></div>
Cam Co Dem Comm Inc	73	74.49%	<div style="width: 74.49%;"><div style="width: 74.49%;"></div></div>
Total Votes Cast	98	100.00%	<div style="width: 100.00%;"><div style="width: 100.00%;"></div></div>
Overvotes	5		
Undervotes	7		

REP Member of State Senate 6th Legislative District

Vote For 1

	TOTAL	VOTE %	
NO PETITION FILED	0	0.00%	<div style="width: 0.00%;"><div style="width: 0.00%;"></div></div>
Write-In Totals	2	100.00%	<div style="width: 100.00%;"><div style="width: 100.00%;"></div></div>
Total Votes Cast	2	100.00%	<div style="width: 100.00%;"><div style="width: 100.00%;"></div></div>
Overvotes	0		
Undervotes	19		

REP Members of the General Assembly 6th Legislative District

Vote For 2

	TOTAL	VOTE %	
Daniel M. Kenny	20	50.00%	<div style="width: 50.00%;"><div style="width: 50.00%;"></div></div>
Danielle M. Barry	20	50.00%	<div style="width: 50.00%;"><div style="width: 50.00%;"></div></div>
Write-In Totals	0	0.00%	<div style="width: 0.00%;"><div style="width: 0.00%;"></div></div>
Total Votes Cast	40	100.00%	<div style="width: 100.00%;"><div style="width: 100.00%;"></div></div>
Overvotes	0		
Undervotes	2		

Cherry Hill District 19

REP Members of the Board of County Commissioners

Vote For 2

	TOTAL	VOTE %	
Jason Fanning	19	50.00%	<div style="width: 50%;"><div style="width: 50%; background-color: #f0e68c;"></div></div>
Norman C. Rebel Jr.	19	50.00%	<div style="width: 50%;"><div style="width: 50%; background-color: #f0e68c;"></div></div>
Write-In Totals	0	0.00%	<div style="width: 0%;"><div style="width: 0%; background-color: #f0e68c;"></div></div>
Total Votes Cast	38	100.00%	<div style="width: 100%;"><div style="width: 100%; background-color: #f0e68c;"></div></div>
Overvotes	0		
Undervotes	4		

REP Mayor Cherry Hill Township

Vote For 1

	TOTAL	VOTE %	
Nicole A. Nance	21	100.00%	<div style="width: 100%;"><div style="width: 100%; background-color: #f0e68c;"></div></div>
Write-In Totals	0	0.00%	<div style="width: 0%;"><div style="width: 0%; background-color: #f0e68c;"></div></div>
Total Votes Cast	21	100.00%	<div style="width: 100%;"><div style="width: 100%; background-color: #f0e68c;"></div></div>
Overvotes	0		
Undervotes	0		

REP Members of Council Cherry Hill Township

Vote For 3

	TOTAL	VOTE %	
David Lodge	20	33.33%	<div style="width: 33.33%;"><div style="width: 33.33%; background-color: #f0e68c;"></div></div>
Diane C. Carr	20	33.33%	<div style="width: 33.33%;"><div style="width: 33.33%; background-color: #f0e68c;"></div></div>
Rossana Parsons	20	33.33%	<div style="width: 33.33%;"><div style="width: 33.33%; background-color: #f0e68c;"></div></div>
Write-In Totals	0	0.00%	<div style="width: 0%;"><div style="width: 0%; background-color: #f0e68c;"></div></div>
Total Votes Cast	60	100.00%	<div style="width: 100%;"><div style="width: 100%; background-color: #f0e68c;"></div></div>
Overvotes	0		
Undervotes	3		

Cherry Hill District 20

Statistics	TOTAL
Registered Voters - Total	2,247
Registered Voters - NONPARTISAN	707
Registered Voters - DEMOCRAT	1,050
Registered Voters - REPUBLICAN	490
Ballots Cast - Total	351
Ballots Cast - NONPARTISAN	0
Ballots Cast - DEMOCRAT	289
Ballots Cast - REPUBLICAN	62
Ballots Cast - Blank	1
Voter Turnout - Total	15.62%
Voter Turnout - NONPARTISAN	0.00%
Voter Turnout - DEMOCRAT	27.52%
Voter Turnout - REPUBLICAN	12.65%

DEM Member of State Senate 6th Legislative District Vote For 1

	TOTAL	VOTE %	
James Beach	256	99.61%	<div style="width: 99.61%;"><div style="width: 99.61%;"></div></div>
Write-In Totals	1	0.39%	<div style="width: 0.39%;"><div style="width: 0.39%;"></div></div>
Total Votes Cast	257	100.00%	<div style="width: 100.00%;"><div style="width: 100.00%;"></div></div>
Overvotes	0		
Undervotes	32		

DEM Members of the General Assembly 6th Legislative District Vote For 2

	TOTAL	VOTE %	
Louis D. Greenwald	253	50.20%	<div style="width: 50.20%;"><div style="width: 50.20%;"></div></div>
Pamela R. Lampitt	251	49.80%	<div style="width: 49.80%;"><div style="width: 49.80%;"></div></div>
Write-In Totals	0	0.00%	<div style="width: 0.00%;"><div style="width: 0.00%;"></div></div>
Total Votes Cast	504	100.00%	<div style="width: 100.00%;"><div style="width: 100.00%;"></div></div>
Overvotes	0		
Undervotes	74		

DEM Members of the Board of County Commissioners Vote For 2

	TOTAL	VOTE %	
Kate Delany	92	17.42%	<div style="width: 17.42%;"><div style="width: 17.42%;"></div></div>
Samuel E. Sweet	66	12.50%	<div style="width: 12.50%;"><div style="width: 12.50%;"></div></div>
Louis Cappelli Jr.	190	35.98%	<div style="width: 35.98%;"><div style="width: 35.98%;"></div></div>
Jonathan L. Young Sr.	180	34.09%	<div style="width: 34.09%;"><div style="width: 34.09%;"></div></div>
Write-In Totals	0	0.00%	<div style="width: 0.00%;"><div style="width: 0.00%;"></div></div>
Total Votes Cast	528	100.00%	<div style="width: 100.00%;"><div style="width: 100.00%;"></div></div>
Overvotes	20		
Undervotes	30		

Cherry Hill District 20

DEM Mayor Cherry Hill Township

Vote For 1

	TOTAL	VOTE %	
David Fleisher	235	99.58%	<div style="width: 99.58%; background-color: #f1c40f;"></div>
Write-In Totals	1	0.42%	<div style="width: 0.42%; background-color: #95a5a6;"></div>
Total Votes Cast	236	100.00%	<div style="width: 100%; background-color: #f1c40f;"></div>
Overvotes	0		
Undervotes	53		

DEM Members of Council Cherry Hill Township

Vote For 3

	TOTAL	VOTE %	
Michele Golkow	234	33.19%	<div style="width: 33.19%; background-color: #f1c40f;"></div>
Brian Bauerle	231	32.77%	<div style="width: 32.77%; background-color: #f1c40f;"></div>
Jennifer Apell	240	34.04%	<div style="width: 34.04%; background-color: #f1c40f;"></div>
Write-In Totals	0	0.00%	<div style="width: 0%; background-color: #95a5a6;"></div>
Total Votes Cast	705	100.00%	<div style="width: 100%; background-color: #f1c40f;"></div>
Overvotes	0		
Undervotes	162		

DEM Members of County Committee Cherry Hill Township

Vote For 1

	TOTAL	VOTE %	
SJ Prog Dems	74	28.46%	<div style="width: 28.46%; background-color: #f1c40f;"></div>
Cam Co Dem Comm Inc	186	71.54%	<div style="width: 71.54%; background-color: #f1c40f;"></div>
Total Votes Cast	260	100.00%	<div style="width: 100%; background-color: #f1c40f;"></div>
Overvotes	7		
Undervotes	22		

REP Member of State Senate 6th Legislative District

Vote For 1

	TOTAL	VOTE %	
NO PETITION FILED	0	0.00%	<div style="width: 0%; background-color: #95a5a6;"></div>
Write-In Totals	1	100.00%	<div style="width: 100%; background-color: #f1c40f;"></div>
Total Votes Cast	1	100.00%	<div style="width: 100%; background-color: #f1c40f;"></div>
Overvotes	0		
Undervotes	61		

REP Members of the General Assembly 6th Legislative District

Vote For 2

	TOTAL	VOTE %	
Daniel M. Kenny	61	50.83%	<div style="width: 50.83%; background-color: #f1c40f;"></div>
Danielle M. Barry	59	49.17%	<div style="width: 49.17%; background-color: #f1c40f;"></div>
Write-In Totals	0	0.00%	<div style="width: 0%; background-color: #95a5a6;"></div>
Total Votes Cast	120	100.00%	<div style="width: 100%; background-color: #f1c40f;"></div>
Overvotes	0		
Undervotes	4		

Cherry Hill District 20

REP Members of the Board of County Commissioners

Vote For 2

	TOTAL	VOTE %	
Jason Fanning	61	50.41%	<div style="width: 50.41%; background-color: #f0e68c;"></div>
Norman C. Rebel Jr.	60	49.59%	<div style="width: 49.59%; background-color: #f0e68c;"></div>
Write-In Totals	0	0.00%	<div style="width: 0.00%; background-color: #f0e68c;"></div>
Total Votes Cast	121	100.00%	<div style="width: 100.00%; background-color: #f0e68c;"></div>
Overvotes	0		
Undervotes	3		

REP Mayor Cherry Hill Township

Vote For 1

	TOTAL	VOTE %	
Nicole A. Nance	61	98.39%	<div style="width: 98.39%; background-color: #f0e68c;"></div>
Write-In Totals	1	1.61%	<div style="width: 1.61%; background-color: #f0e68c;"></div>
Total Votes Cast	62	100.00%	<div style="width: 100.00%; background-color: #f0e68c;"></div>
Overvotes	0		
Undervotes	0		

REP Members of Council Cherry Hill Township

Vote For 3

	TOTAL	VOTE %	
David Lodge	62	33.70%	<div style="width: 33.70%; background-color: #f0e68c;"></div>
Diane C. Carr	61	33.15%	<div style="width: 33.15%; background-color: #f0e68c;"></div>
Rossana Parsons	61	33.15%	<div style="width: 33.15%; background-color: #f0e68c;"></div>
Write-In Totals	0	0.00%	<div style="width: 0.00%; background-color: #f0e68c;"></div>
Total Votes Cast	184	100.00%	<div style="width: 100.00%; background-color: #f0e68c;"></div>
Overvotes	0		
Undervotes	2		

Cherry Hill District 21

Statistics	TOTAL
Registered Voters - Total	1,432
Registered Voters - NONPARTISAN	564
Registered Voters - DEMOCRAT	608
Registered Voters - REPUBLICAN	260
Ballots Cast - Total	200
Ballots Cast - NONPARTISAN	0
Ballots Cast - DEMOCRAT	158
Ballots Cast - REPUBLICAN	42
Ballots Cast - Blank	0
Voter Turnout - Total	13.97%
Voter Turnout - NONPARTISAN	0.00%
Voter Turnout - DEMOCRAT	25.99%
Voter Turnout - REPUBLICAN	16.15%

DEM Member of State Senate 6th Legislative District Vote For 1

	TOTAL	VOTE %	
James Beach	139	100.00%	<div style="width: 100%; height: 10px; background-color: #ffc107;"></div>
Write-In Totals	0	0.00%	<div style="width: 0%; height: 10px; background-color: #6c757d;"></div>
Total Votes Cast	139	100.00%	<div style="width: 100%; height: 10px; background-color: #ffc107;"></div>
Overvotes	0		
Undervotes	19		

DEM Members of the General Assembly 6th Legislative District Vote For 2

	TOTAL	VOTE %	
Louis D. Greenwald	141	50.72%	<div style="width: 50.72%; height: 10px; background-color: #ffc107;"></div>
Pamela R. Lampitt	137	49.28%	<div style="width: 49.28%; height: 10px; background-color: #ffc107;"></div>
Write-In Totals	0	0.00%	<div style="width: 0%; height: 10px; background-color: #6c757d;"></div>
Total Votes Cast	278	100.00%	<div style="width: 100%; height: 10px; background-color: #ffc107;"></div>
Overvotes	0		
Undervotes	38		

DEM Members of the Board of County Commissioners Vote For 2

	TOTAL	VOTE %	
Kate Delany	61	21.48%	<div style="width: 21.48%; height: 10px; background-color: #ffc107;"></div>
Samuel E. Sweet	41	14.44%	<div style="width: 14.44%; height: 10px; background-color: #ffc107;"></div>
Louis Cappelli Jr.	92	32.39%	<div style="width: 32.39%; height: 10px; background-color: #ffc107;"></div>
Jonathan L. Young Sr.	90	31.69%	<div style="width: 31.69%; height: 10px; background-color: #ffc107;"></div>
Write-In Totals	0	0.00%	<div style="width: 0%; height: 10px; background-color: #6c757d;"></div>
Total Votes Cast	284	100.00%	<div style="width: 100%; height: 10px; background-color: #ffc107;"></div>
Overvotes	16		
Undervotes	16		

Cherry Hill District 21

DEM Mayor Cherry Hill Township

Vote For 1

	TOTAL	VOTE %	
David Fleisher	138	100.00%	<div style="width: 100%; height: 10px; background-color: #ffc107;"></div>
Write-In Totals	0	0.00%	<div style="width: 0%; height: 10px; background-color: #6c757d;"></div>
Total Votes Cast	138	100.00%	<div style="width: 100%; height: 10px; background-color: #ffc107;"></div>
Overvotes	0		
Undervotes	20		

DEM Members of Council Cherry Hill Township

Vote For 3

	TOTAL	VOTE %	
Michele Golkow	135	33.50%	<div style="width: 33.5%; height: 10px; background-color: #ffc107;"></div>
Brian Bauerle	136	33.75%	<div style="width: 33.75%; height: 10px; background-color: #ffc107;"></div>
Jennifer Apell	132	32.75%	<div style="width: 32.75%; height: 10px; background-color: #ffc107;"></div>
Write-In Totals	0	0.00%	<div style="width: 0%; height: 10px; background-color: #6c757d;"></div>
Total Votes Cast	403	100.00%	<div style="width: 100%; height: 10px; background-color: #ffc107;"></div>
Overvotes	0		
Undervotes	71		

DEM Members of County Committee Cherry Hill Township

Vote For 1

	TOTAL	VOTE %	
SJ Prog Dems	48	33.33%	<div style="width: 33.33%; height: 10px; background-color: #ffc107;"></div>
Cam Co Dem Comm Inc	96	66.67%	<div style="width: 66.67%; height: 10px; background-color: #ffc107;"></div>
Total Votes Cast	144	100.00%	<div style="width: 100%; height: 10px; background-color: #ffc107;"></div>
Overvotes	4		
Undervotes	10		

REP Member of State Senate 6th Legislative District

Vote For 1

	TOTAL	VOTE %	
NO PETITION FILED	0	0.00%	<div style="width: 0%; height: 10px; background-color: #6c757d;"></div>
Write-In Totals	2	100.00%	<div style="width: 100%; height: 10px; background-color: #ffc107;"></div>
Total Votes Cast	2	100.00%	<div style="width: 100%; height: 10px; background-color: #ffc107;"></div>
Overvotes	0		
Undervotes	40		

REP Members of the General Assembly 6th Legislative District

Vote For 2

	TOTAL	VOTE %	
Daniel M. Kenny	39	49.37%	<div style="width: 49.37%; height: 10px; background-color: #ffc107;"></div>
Danielle M. Barry	40	50.63%	<div style="width: 50.63%; height: 10px; background-color: #ffc107;"></div>
Write-In Totals	0	0.00%	<div style="width: 0%; height: 10px; background-color: #6c757d;"></div>
Total Votes Cast	79	100.00%	<div style="width: 100%; height: 10px; background-color: #ffc107;"></div>
Overvotes	0		
Undervotes	5		

Cherry Hill District 21

REP Members of the Board of County Commissioners

Vote For 2

	TOTAL	VOTE %	
Jason Fanning	41	53.25%	<div style="width: 53.25%;"><div style="width: 53.25%;"></div></div>
Norman C. Rebel Jr.	36	46.75%	<div style="width: 46.75%;"><div style="width: 46.75%;"></div></div>
Write-In Totals	0	0.00%	<div style="width: 0%;"><div style="width: 0%;"></div></div>
Total Votes Cast	77	100.00%	<div style="width: 100%;"><div style="width: 100%;"></div></div>
Overvotes	0		
Undervotes	7		

REP Mayor Cherry Hill Township

Vote For 1

	TOTAL	VOTE %	
Nicole A. Nance	42	100.00%	<div style="width: 100%;"><div style="width: 100%;"></div></div>
Write-In Totals	0	0.00%	<div style="width: 0%;"><div style="width: 0%;"></div></div>
Total Votes Cast	42	100.00%	<div style="width: 100%;"><div style="width: 100%;"></div></div>
Overvotes	0		
Undervotes	0		

REP Members of Council Cherry Hill Township

Vote For 3

	TOTAL	VOTE %	
David Lodge	40	32.79%	<div style="width: 32.79%;"><div style="width: 32.79%;"></div></div>
Diane C. Carr	41	33.61%	<div style="width: 33.61%;"><div style="width: 33.61%;"></div></div>
Rossana Parsons	41	33.61%	<div style="width: 33.61%;"><div style="width: 33.61%;"></div></div>
Write-In Totals	0	0.00%	<div style="width: 0%;"><div style="width: 0%;"></div></div>
Total Votes Cast	122	100.00%	<div style="width: 100%;"><div style="width: 100%;"></div></div>
Overvotes	0		
Undervotes	4		

Cherry Hill District 22

Statistics	TOTAL
Registered Voters - Total	1,161
Registered Voters - NONPARTISAN	381
Registered Voters - DEMOCRAT	483
Registered Voters - REPUBLICAN	297
Ballots Cast - Total	151
Ballots Cast - NONPARTISAN	0
Ballots Cast - DEMOCRAT	114
Ballots Cast - REPUBLICAN	37
Ballots Cast - Blank	0
Voter Turnout - Total	13.01%
Voter Turnout - NONPARTISAN	0.00%
Voter Turnout - DEMOCRAT	23.60%
Voter Turnout - REPUBLICAN	12.46%

DEM Member of State Senate 6th Legislative District Vote For 1

	TOTAL	VOTE %	
James Beach	103	100.00%	<div style="width: 100%; height: 10px; background-color: #ffc107;"></div>
Write-In Totals	0	0.00%	<div style="width: 0%; height: 10px; background-color: #6c757d;"></div>
Total Votes Cast	103	100.00%	<div style="width: 100%; height: 10px; background-color: #ffc107;"></div>
Overvotes	0		
Undervotes	11		

DEM Members of the General Assembly 6th Legislative District Vote For 2

	TOTAL	VOTE %	
Louis D. Greenwald	103	49.76%	<div style="width: 49.76%; height: 10px; background-color: #ffc107;"></div>
Pamela R. Lampitt	104	50.24%	<div style="width: 50.24%; height: 10px; background-color: #ffc107;"></div>
Write-In Totals	0	0.00%	<div style="width: 0%; height: 10px; background-color: #6c757d;"></div>
Total Votes Cast	207	100.00%	<div style="width: 100%; height: 10px; background-color: #ffc107;"></div>
Overvotes	0		
Undervotes	21		

DEM Members of the Board of County Commissioners Vote For 2

	TOTAL	VOTE %	
Kate Delany	37	17.05%	<div style="width: 17.05%; height: 10px; background-color: #ffc107;"></div>
Samuel E. Sweet	32	14.75%	<div style="width: 14.75%; height: 10px; background-color: #ffc107;"></div>
Louis Cappelli Jr.	78	35.94%	<div style="width: 35.94%; height: 10px; background-color: #ffc107;"></div>
Jonathan L. Young Sr.	70	32.26%	<div style="width: 32.26%; height: 10px; background-color: #ffc107;"></div>
Write-In Totals	0	0.00%	<div style="width: 0%; height: 10px; background-color: #6c757d;"></div>
Total Votes Cast	217	100.00%	<div style="width: 100%; height: 10px; background-color: #ffc107;"></div>
Overvotes	4		
Undervotes	7		

Cherry Hill District 22

DEM Mayor Cherry Hill Township

Vote For 1

	TOTAL	VOTE %	
David Fleisher	93	97.89%	<div style="width: 97.89%;"><div style="width: 97.89%;"></div></div>
Write-In Totals	2	2.11%	<div style="width: 2.11%;"><div style="width: 2.11%;"></div></div>
Total Votes Cast	95	100.00%	<div style="width: 100.00%;"><div style="width: 100.00%;"></div></div>
Overvotes	0		
Undervotes	19		

DEM Members of Council Cherry Hill Township

Vote For 3

	TOTAL	VOTE %	
Michele Golkow	94	32.19%	<div style="width: 32.19%;"><div style="width: 32.19%;"></div></div>
Brian Bauerle	98	33.56%	<div style="width: 33.56%;"><div style="width: 33.56%;"></div></div>
Jennifer Apell	100	34.25%	<div style="width: 34.25%;"><div style="width: 34.25%;"></div></div>
Write-In Totals	0	0.00%	<div style="width: 0.00%;"><div style="width: 0.00%;"></div></div>
Total Votes Cast	292	100.00%	<div style="width: 100.00%;"><div style="width: 100.00%;"></div></div>
Overvotes	0		
Undervotes	50		

DEM Members of County Committee Cherry Hill Township

Vote For 1

	TOTAL	VOTE %	
SJ Prog Dems	32	30.77%	<div style="width: 30.77%;"><div style="width: 30.77%;"></div></div>
Cam Co Dem Comm Inc	72	69.23%	<div style="width: 69.23%;"><div style="width: 69.23%;"></div></div>
Total Votes Cast	104	100.00%	<div style="width: 100.00%;"><div style="width: 100.00%;"></div></div>
Overvotes	1		
Undervotes	9		

REP Member of State Senate 6th Legislative District

Vote For 1

	TOTAL	VOTE %	
NO PETITION FILED	0	0.00%	<div style="width: 0.00%;"><div style="width: 0.00%;"></div></div>
Write-In Totals	6	100.00%	<div style="width: 100.00%;"><div style="width: 100.00%;"></div></div>
Total Votes Cast	6	100.00%	<div style="width: 100.00%;"><div style="width: 100.00%;"></div></div>
Overvotes	0		
Undervotes	31		

REP Members of the General Assembly 6th Legislative District





Vote For 2

	TOTAL	VOTE %	
Daniel M. Kenny	35	50.72%	<div style="width: 50.72%;"><div style="width: 50.72%;"></div></div>
Danielle M. Barry	34	49.28%	<div style="width: 49.28%;"><div style="width: 49.28%;"></div></div>
Write-In Totals	0	0.00%	<div style="width: 0.00%;"><div style="width: 0.00%;"></div></div>
Total Votes Cast	69	100.00%	<div style="width: 100.00%;"><div style="width: 100.00%;"></div></div>
Overvotes	0		
Undervotes	5		

Cherry Hill District 22




REP Members of the Board of County Commissioners

Vote For 2

	TOTAL	VOTE %	
Jason Fanning	34	50.00%	
Norman C. Rebel Jr.	34	50.00%	
Write-In Totals	0	0.00%	
Total Votes Cast	68	100.00%	
Overvotes	0		
Undervotes	6		






REP Mayor Cherry Hill Township

Vote For 1

	TOTAL	VOTE %	
Nicole A. Nance	34	97.14%	
Write-In Totals	1	2.86%	
Total Votes Cast	35	100.00%	
Overvotes	0		
Undervotes	2		

REP Members of Council Cherry Hill Township




Vote For 3

	TOTAL	VOTE %	
David Lodge	35	33.98%	
Diane C. Carr	34	33.01%	
Rossana Parsons	34	33.01%	
Write-In Totals	0	0.00%	
Total Votes Cast	103	100.00%	
Overvotes	0		
Undervotes	8		





Cherry Hill District 23

Statistics	TOTAL
Registered Voters - Total	1,559
Registered Voters - NONPARTISAN	625
Registered Voters - DEMOCRAT	665
Registered Voters - REPUBLICAN	269
Ballots Cast - Total	187
Ballots Cast - NONPARTISAN	0
Ballots Cast - DEMOCRAT	138
Ballots Cast - REPUBLICAN	49
Ballots Cast - Blank	0
Voter Turnout - Total	11.99%
Voter Turnout - NONPARTISAN	0.00%
Voter Turnout - DEMOCRAT	20.75%
Voter Turnout - REPUBLICAN	18.22%







DEM Member of State Senate 6th Legislative District Vote For 1

	TOTAL	VOTE %	
James Beach	123	99.19%	
Write-In Totals	1	0.81%	
Total Votes Cast	124	100.00%	
Overvotes	1		
Undervotes	13		

DEM Members of the General Assembly 6th Legislative District Vote For 2

	TOTAL	VOTE %	
Louis D. Greenwald	126	50.60%	
Pamela R. Lampitt	121	48.59%	
Write-In Totals	2	0.80%	
Total Votes Cast	249	100.00%	
Overvotes	2		
Undervotes	25		

DEM Members of the Board of County Commissioners Vote For 2

	TOTAL	VOTE %	
Kate Delany	38	14.96%	
Samuel E. Sweet	30	11.81%	
Louis Cappelli Jr.	93	36.61%	
Jonathan L. Young Sr.	93	36.61%	
Write-In Totals	0	0.00%	
Total Votes Cast	254	100.00%	
Overvotes	12		
Undervotes	10		

Cherry Hill District 23

DEM Mayor Cherry Hill Township

Vote For 1

	TOTAL	VOTE %	
David Fleisher	122	99.19%	<div style="width: 99.19%;"><div style="width: 99.19%;"></div></div>
Write-In Totals	1	0.81%	<div style="width: 0.81%;"><div style="width: 0.81%;"></div></div>
Total Votes Cast	123	100.00%	<div style="width: 100.00%;"><div style="width: 100.00%;"></div></div>
Overvotes	1		
Undervotes	14		

DEM Members of Council Cherry Hill Township

Vote For 3

	TOTAL	VOTE %	
Michele Golkow	119	33.33%	<div style="width: 33.33%;"><div style="width: 33.33%;"></div></div>
Brian Bauerle	118	33.05%	<div style="width: 33.05%;"><div style="width: 33.05%;"></div></div>
Jennifer Apell	118	33.05%	<div style="width: 33.05%;"><div style="width: 33.05%;"></div></div>
Write-In Totals	2	0.56%	<div style="width: 0.56%;"><div style="width: 0.56%;"></div></div>
Total Votes Cast	357	100.00%	<div style="width: 100.00%;"><div style="width: 100.00%;"></div></div>
Overvotes	3		
Undervotes	54		

DEM Members of County Committee Cherry Hill Township

Vote For 1

	TOTAL	VOTE %	
SJ Prog Dems	36	28.35%	<div style="width: 28.35%;"><div style="width: 28.35%;"></div></div>
Cam Co Dem Comm Inc	91	71.65%	<div style="width: 71.65%;"><div style="width: 71.65%;"></div></div>
Total Votes Cast	127	100.00%	<div style="width: 100.00%;"><div style="width: 100.00%;"></div></div>
Overvotes	6		
Undervotes	5		

REP Member of State Senate 6th Legislative District

Vote For 1

	TOTAL	VOTE %	
NO PETITION FILED	0	0.00%	<div style="width: 0.00%;"><div style="width: 0.00%;"></div></div>
Write-In Totals	4	100.00%	<div style="width: 100.00%;"><div style="width: 100.00%;"></div></div>
Total Votes Cast	4	100.00%	<div style="width: 100.00%;"><div style="width: 100.00%;"></div></div>
Overvotes	0		
Undervotes	45		

REP Members of the General Assembly 6th Legislative District





Vote For 2

	TOTAL	VOTE %	
Daniel M. Kenny	46	49.46%	<div style="width: 49.46%;"><div style="width: 49.46%;"></div></div>
Danielle M. Barry	47	50.54%	<div style="width: 50.54%;"><div style="width: 50.54%;"></div></div>
Write-In Totals	0	0.00%	<div style="width: 0.00%;"><div style="width: 0.00%;"></div></div>
Total Votes Cast	93	100.00%	<div style="width: 100.00%;"><div style="width: 100.00%;"></div></div>
Overvotes	0		
Undervotes	5		

Cherry Hill District 23




REP Members of the Board of County Commissioners

Vote For 2

	TOTAL	VOTE %	
Jason Fanning	46	50.55%	
Norman C. Rebel Jr.	45	49.45%	
Write-In Totals	0	0.00%	
Total Votes Cast	91	100.00%	
Overvotes	0		
Undervotes	7		






REP Mayor Cherry Hill Township

Vote For 1

	TOTAL	VOTE %	
Nicole A. Nance	47	100.00%	
Write-In Totals	0	0.00%	
Total Votes Cast	47	100.00%	
Overvotes	0		
Undervotes	2		

REP Members of Council Cherry Hill Township




Vote For 3

	TOTAL	VOTE %	
David Lodge	49	33.33%	
Diane C. Carr	49	33.33%	
Rossana Parsons	49	33.33%	
Write-In Totals	0	0.00%	
Total Votes Cast	147	100.00%	
Overvotes	0		
Undervotes	0		





Cherry Hill District 24

Statistics	TOTAL
Registered Voters - Total	1,298
Registered Voters - NONPARTISAN	456
Registered Voters - DEMOCRAT	592
Registered Voters - REPUBLICAN	250
Ballots Cast - Total	163
Ballots Cast - NONPARTISAN	0
Ballots Cast - DEMOCRAT	118
Ballots Cast - REPUBLICAN	45
Ballots Cast - Blank	0
Voter Turnout - Total	12.56%
Voter Turnout - NONPARTISAN	0.00%
Voter Turnout - DEMOCRAT	19.93%
Voter Turnout - REPUBLICAN	18.00%







DEM Member of State Senate 6th Legislative District Vote For 1

	TOTAL	VOTE %	
James Beach	113	100.00%	
Write-In Totals	0	0.00%	
Total Votes Cast	113	100.00%	
Overvotes	0		
Undervotes	5		

DEM Members of the General Assembly 6th Legislative District Vote For 2

	TOTAL	VOTE %	
Louis D. Greenwald	111	49.55%	
Pamela R. Lampitt	113	50.45%	
Write-In Totals	0	0.00%	
Total Votes Cast	224	100.00%	
Overvotes	0		
Undervotes	12		

DEM Members of the Board of County Commissioners Vote For 2

	TOTAL	VOTE %	
Kate Delany	33	14.67%	
Samuel E. Sweet	25	11.11%	
Louis Cappelli Jr.	85	37.78%	
Jonathan L. Young Sr.	82	36.44%	
Write-In Totals	0	0.00%	
Total Votes Cast	225	100.00%	
Overvotes	4		
Undervotes	7		

Cherry Hill District 24

DEM Mayor Cherry Hill Township

Vote For 1

	TOTAL	VOTE %	
David Fleisher	105	100.00%	<div style="width: 100%; height: 10px; background-color: #ffc107;"></div>
Write-In Totals	0	0.00%	<div style="width: 0%; height: 10px; background-color: #6c757d;"></div>
Total Votes Cast	105	100.00%	<div style="width: 100%; height: 10px; background-color: #ffc107;"></div>
Overvotes	0		
Undervotes	13		

DEM Members of Council Cherry Hill Township

Vote For 3

	TOTAL	VOTE %	
Michele Golkow	107	33.44%	<div style="width: 33.44%; height: 10px; background-color: #ffc107;"></div>
Brian Bauerle	104	32.50%	<div style="width: 32.50%; height: 10px; background-color: #ffc107;"></div>
Jennifer Apell	109	34.06%	<div style="width: 34.06%; height: 10px; background-color: #ffc107;"></div>
Write-In Totals	0	0.00%	<div style="width: 0%; height: 10px; background-color: #6c757d;"></div>
Total Votes Cast	320	100.00%	<div style="width: 100%; height: 10px; background-color: #ffc107;"></div>
Overvotes	0		
Undervotes	34		

DEM Members of County Committee Cherry Hill Township

Vote For 1

	TOTAL	VOTE %	
SJ Prog Dems	28	24.35%	<div style="width: 24.35%; height: 10px; background-color: #ffc107;"></div>
Cam Co Dem Comm Inc	87	75.65%	<div style="width: 75.65%; height: 10px; background-color: #ffc107;"></div>
Total Votes Cast	115	100.00%	<div style="width: 100%; height: 10px; background-color: #ffc107;"></div>
Overvotes	1		
Undervotes	2		

REP Member of State Senate 6th Legislative District

Vote For 1

	TOTAL	VOTE %	
NO PETITION FILED	0	0.00%	<div style="width: 0%; height: 10px; background-color: #6c757d;"></div>
Write-In Totals	11	100.00%	<div style="width: 100%; height: 10px; background-color: #ffc107;"></div>
Total Votes Cast	11	100.00%	<div style="width: 100%; height: 10px; background-color: #ffc107;"></div>
Overvotes	0		
Undervotes	34		

REP Members of the General Assembly 6th Legislative District





Vote For 2

	TOTAL	VOTE %	
Daniel M. Kenny	44	50.00%	<div style="width: 50.00%; height: 10px; background-color: #ffc107;"></div>
Danielle M. Barry	42	47.73%	<div style="width: 47.73%; height: 10px; background-color: #ffc107;"></div>
Write-In Totals	2	2.27%	<div style="width: 2.27%; height: 10px; background-color: #ffc107;"></div>
Total Votes Cast	88	100.00%	<div style="width: 100%; height: 10px; background-color: #ffc107;"></div>
Overvotes	0		
Undervotes	2		

Cherry Hill District 24




REP Members of the Board of County Commissioners

Vote For 2

	TOTAL	VOTE %	
Jason Fanning	42	50.60%	
Norman C. Rebel Jr.	39	46.99%	
Write-In Totals	2	2.41%	
Total Votes Cast	83	100.00%	
Overvotes	0		
Undervotes	7		






REP Mayor Cherry Hill Township

Vote For 1

	TOTAL	VOTE %	
Nicole A. Nance	40	97.56%	
Write-In Totals	1	2.44%	
Total Votes Cast	41	100.00%	
Overvotes	0		
Undervotes	4		

REP Members of Council Cherry Hill Township

Vote For 3

	TOTAL	VOTE %	
David Lodge	43	33.59%	
Diane C. Carr	41	32.03%	
Rossana Parsons	42	32.81%	
Write-In Totals	2	1.56%	
Total Votes Cast	128	100.00%	
Overvotes	0		
Undervotes	7		

Cherry Hill District 25

Statistics	TOTAL
Registered Voters - Total	1,111
Registered Voters - NONPARTISAN	399
Registered Voters - DEMOCRAT	490
Registered Voters - REPUBLICAN	222
Ballots Cast - Total	152
Ballots Cast - NONPARTISAN	0
Ballots Cast - DEMOCRAT	103
Ballots Cast - REPUBLICAN	49
Ballots Cast - Blank	0
Voter Turnout - Total	13.68%
Voter Turnout - NONPARTISAN	0.00%
Voter Turnout - DEMOCRAT	21.02%
Voter Turnout - REPUBLICAN	22.07%

DEM Member of State Senate 6th Legislative District Vote For 1

	TOTAL	VOTE %
James Beach	88	98.88%
Write-In Totals	1	1.12%
Total Votes Cast	89	100.00%
Overvotes	0	
Undervotes	14	

DEM Members of the General Assembly 6th Legislative District Vote For 2

	TOTAL	VOTE %
Louis D. Greenwald	89	49.44%
Pamela R. Lampitt	89	49.44%
Write-In Totals	2	1.11%
Total Votes Cast	180	100.00%
Overvotes	0	
Undervotes	26	

DEM Members of the Board of County Commissioners Vote For 2

	TOTAL	VOTE %
Kate Delany	37	18.97%
Samuel E. Sweet	28	14.36%
Louis Cappelli Jr.	65	33.33%
Jonathan L. Young Sr.	65	33.33%
Write-In Totals	0	0.00%
Total Votes Cast	195	100.00%
Overvotes	8	
Undervotes	3	

Cherry Hill District 25

DEM Mayor Cherry Hill Township

Vote For 1

	TOTAL	VOTE %	
David Fleisher	84	98.82%	<div style="width: 98.82%;"><div style="width: 98.82%;"></div></div>
Write-In Totals	1	1.18%	<div style="width: 1.18%;"><div style="width: 1.18%;"></div></div>
Total Votes Cast	85	100.00%	<div style="width: 100.00%;"><div style="width: 100.00%;"></div></div>
Overvotes	0		
Undervotes	18		

DEM Members of Council Cherry Hill Township

Vote For 3

	TOTAL	VOTE %	
Michele Golkow	79	31.60%	<div style="width: 31.60%;"><div style="width: 31.60%;"></div></div>
Brian Bauerle	84	33.60%	<div style="width: 33.60%;"><div style="width: 33.60%;"></div></div>
Jennifer Apell	84	33.60%	<div style="width: 33.60%;"><div style="width: 33.60%;"></div></div>
Write-In Totals	3	1.20%	<div style="width: 1.20%;"><div style="width: 1.20%;"></div></div>
Total Votes Cast	250	100.00%	<div style="width: 100.00%;"><div style="width: 100.00%;"></div></div>
Overvotes	0		
Undervotes	59		

DEM Members of County Committee Cherry Hill Township

Vote For 1

	TOTAL	VOTE %	
SJ Prog Dems	29	29.90%	<div style="width: 29.90%;"><div style="width: 29.90%;"></div></div>
Cam Co Dem Comm Inc	68	70.10%	<div style="width: 70.10%;"><div style="width: 70.10%;"></div></div>
Total Votes Cast	97	100.00%	<div style="width: 100.00%;"><div style="width: 100.00%;"></div></div>
Overvotes	0		
Undervotes	6		

REP Member of State Senate 6th Legislative District

Vote For 1

	TOTAL	VOTE %	
NO PETITION FILED	0	0.00%	<div style="width: 0.00%;"><div style="width: 0.00%;"></div></div>
Write-In Totals	2	100.00%	<div style="width: 100.00%;"><div style="width: 100.00%;"></div></div>
Total Votes Cast	2	100.00%	<div style="width: 100.00%;"><div style="width: 100.00%;"></div></div>
Overvotes	0		
Undervotes	47		

REP Members of the General Assembly 6th Legislative District

Vote For 2

	TOTAL	VOTE %	
Daniel M. Kenny	49	50.00%	<div style="width: 50.00%;"><div style="width: 50.00%;"></div></div>
Danielle M. Barry	49	50.00%	<div style="width: 50.00%;"><div style="width: 50.00%;"></div></div>
Write-In Totals	0	0.00%	<div style="width: 0.00%;"><div style="width: 0.00%;"></div></div>
Total Votes Cast	98	100.00%	<div style="width: 100.00%;"><div style="width: 100.00%;"></div></div>
Overvotes	0		
Undervotes	0		

Cherry Hill District 25

REP Members of the Board of County Commissioners

Vote For 2

	TOTAL	VOTE %	
Jason Fanning	49	50.52%	
Norman C. Rebel Jr.	48	49.48%	
Write-In Totals	0	0.00%	
Total Votes Cast	97	100.00%	
Overvotes	0		
Undervotes	1		

REP Mayor Cherry Hill Township

Vote For 1

	TOTAL	VOTE %	
Nicole A. Nance	49	100.00%	
Write-In Totals	0	0.00%	
Total Votes Cast	49	100.00%	
Overvotes	0		
Undervotes	0		

REP Members of Council Cherry Hill Township

Vote For 3

	TOTAL	VOTE %	
David Lodge	49	33.33%	
Diane C. Carr	49	33.33%	
Rossana Parsons	49	33.33%	
Write-In Totals	0	0.00%	
Total Votes Cast	147	100.00%	
Overvotes	0		
Undervotes	0		

Cherry Hill District 26

Statistics	TOTAL
Registered Voters - Total	1,656
Registered Voters - NONPARTISAN	518
Registered Voters - DEMOCRAT	803
Registered Voters - REPUBLICAN	335
Ballots Cast - Total	281
Ballots Cast - NONPARTISAN	0
Ballots Cast - DEMOCRAT	221
Ballots Cast - REPUBLICAN	60
Ballots Cast - Blank	0
Voter Turnout - Total	16.97%
Voter Turnout - NONPARTISAN	0.00%
Voter Turnout - DEMOCRAT	27.52%
Voter Turnout - REPUBLICAN	17.91%

DEM Member of State Senate 6th Legislative District Vote For 1

	TOTAL	VOTE %
James Beach	198	100.00%
Write-In Totals	0	0.00%
Total Votes Cast	198	100.00%
Overvotes	0	
Undervotes	23	

DEM Members of the General Assembly 6th Legislative District Vote For 2

	TOTAL	VOTE %
Louis D. Greenwald	195	49.74%
Pamela R. Lampitt	197	50.26%
Write-In Totals	0	0.00%
Total Votes Cast	392	100.00%
Overvotes	0	
Undervotes	50	

DEM Members of the Board of County Commissioners Vote For 2

	TOTAL	VOTE %
Kate Delany	70	17.16%
Samuel E. Sweet	60	14.71%
Louis Cappelli Jr.	139	34.07%
Jonathan L. Young Sr.	139	34.07%
Write-In Totals	0	0.00%
Total Votes Cast	408	100.00%
Overvotes	4	
Undervotes	30	

Cherry Hill District 26

DEM Mayor Cherry Hill Township

Vote For 1

	TOTAL	VOTE %	
David Fleisher	188	100.00%	<div style="width: 100%;"><div style="width: 100%;"></div></div>
Write-In Totals	0	0.00%	<div style="width: 0%;"></div>
Total Votes Cast	188	100.00%	<div style="width: 100%;"></div>
Overvotes	0		
Undervotes	33		

DEM Members of Council Cherry Hill Township

Vote For 3

	TOTAL	VOTE %	
Michele Golkow	185	33.64%	<div style="width: 33.64%;"><div style="width: 33.64%;"></div></div>
Brian Bauerle	183	33.27%	<div style="width: 33.27%;"><div style="width: 33.27%;"></div></div>
Jennifer Apell	182	33.09%	<div style="width: 33.09%;"><div style="width: 33.09%;"></div></div>
Write-In Totals	0	0.00%	<div style="width: 0%;"></div>
Total Votes Cast	550	100.00%	<div style="width: 100%;"></div>
Overvotes	0		
Undervotes	113		

DEM Members of County Committee Cherry Hill Township

Vote For 1

	TOTAL	VOTE %	
SJ Prog Dems	61	30.96%	<div style="width: 30.96%;"><div style="width: 30.96%;"></div></div>
Cam Co Dem Comm Inc	136	69.04%	<div style="width: 69.04%;"><div style="width: 69.04%;"></div></div>
Total Votes Cast	197	100.00%	<div style="width: 100%;"></div>
Overvotes	6		
Undervotes	18		

REP Member of State Senate 6th Legislative District

Vote For 1

	TOTAL	VOTE %	
NO PETITION FILED	0		<div style="width: 0%;"></div>
Write-In Totals	0		<div style="width: 0%;"></div>
Total Votes Cast	0		<div style="width: 0%;"></div>
Overvotes	0		
Undervotes	60		

REP Members of the General Assembly 6th Legislative District

Vote For 2

	TOTAL	VOTE %	
Daniel M. Kenny	57	51.35%	<div style="width: 51.35%;"><div style="width: 51.35%;"></div></div>
Danielle M. Barry	54	48.65%	<div style="width: 48.65%;"><div style="width: 48.65%;"></div></div>
Write-In Totals	0	0.00%	<div style="width: 0%;"></div>
Total Votes Cast	111	100.00%	<div style="width: 100%;"></div>
Overvotes	0		
Undervotes	9		

Cherry Hill District 26

REP Members of the Board of County Commissioners

Vote For 2

	TOTAL	VOTE %	
Jason Fanning	54	50.47%	<div style="width: 50.47%;"><div style="width: 50.47%;"></div></div>
Norman C. Rebel Jr.	53	49.53%	<div style="width: 49.53%;"><div style="width: 49.53%;"></div></div>
Write-In Totals	0	0.00%	<div style="width: 0%;"><div style="width: 0%;"></div></div>
Total Votes Cast	107	100.00%	<div style="width: 100%;"><div style="width: 100%;"></div></div>
Overvotes	0		
Undervotes	13		

REP Mayor Cherry Hill Township

Vote For 1

	TOTAL	VOTE %	
Nicole A. Nance	57	100.00%	<div style="width: 100%;"><div style="width: 100%;"></div></div>
Write-In Totals	0	0.00%	<div style="width: 0%;"><div style="width: 0%;"></div></div>
Total Votes Cast	57	100.00%	<div style="width: 100%;"><div style="width: 100%;"></div></div>
Overvotes	0		
Undervotes	3		

REP Members of Council Cherry Hill Township

Vote For 3

	TOTAL	VOTE %	
David Lodge	56	33.33%	<div style="width: 33.33%;"><div style="width: 33.33%;"></div></div>
Diane C. Carr	56	33.33%	<div style="width: 33.33%;"><div style="width: 33.33%;"></div></div>
Rossana Parsons	56	33.33%	<div style="width: 33.33%;"><div style="width: 33.33%;"></div></div>
Write-In Totals	0	0.00%	<div style="width: 0%;"><div style="width: 0%;"></div></div>
Total Votes Cast	168	100.00%	<div style="width: 100%;"><div style="width: 100%;"></div></div>
Overvotes	0		
Undervotes	12		

Cherry Hill District 27

Statistics	TOTAL
Registered Voters - Total	1,181
Registered Voters - NONPARTISAN	383
Registered Voters - DEMOCRAT	578
Registered Voters - REPUBLICAN	220
Ballots Cast - Total	173
Ballots Cast - NONPARTISAN	0
Ballots Cast - DEMOCRAT	153
Ballots Cast - REPUBLICAN	20
Ballots Cast - Blank	0
Voter Turnout - Total	14.65%
Voter Turnout - NONPARTISAN	0.00%
Voter Turnout - DEMOCRAT	26.47%
Voter Turnout - REPUBLICAN	9.09%

DEM Member of State Senate 6th Legislative District

Vote For 1

	TOTAL	VOTE %
James Beach	146	99.32%
Write-In Totals	1	0.68%
Total Votes Cast	147	100.00%
Overvotes	0	
Undervotes	6	

DEM Members of the General Assembly 6th Legislative District

Vote For 2

	TOTAL	VOTE %
Louis D. Greenwald	146	50.69%
Pamela R. Lampitt	140	48.61%
Write-In Totals	2	0.69%
Total Votes Cast	288	100.00%
Overvotes	0	
Undervotes	18	

DEM Members of the Board of County Commissioners

Vote For 2

	TOTAL	VOTE %
Kate Delany	42	14.43%
Samuel E. Sweet	29	9.97%
Louis Cappelli Jr.	113	38.83%
Jonathan L. Young Sr.	107	36.77%
Write-In Totals	0	0.00%
Total Votes Cast	291	100.00%
Overvotes	2	
Undervotes	13	

Cherry Hill District 27

DEM Mayor Cherry Hill Township

Vote For 1

	TOTAL	VOTE %	
David Fleisher	136	98.55%	<div style="width: 98.55%; background-color: #f0e68c;"></div>
Write-In Totals	2	1.45%	<div style="width: 1.45%; background-color: #d3d3d3;"></div>
Total Votes Cast	138	100.00%	<div style="width: 100%; background-color: #f0e68c;"></div>
Overvotes	0		
Undervotes	15		

DEM Members of Council Cherry Hill Township

Vote For 3

	TOTAL	VOTE %	
Michele Golkow	132	33.00%	<div style="width: 33.00%; background-color: #f0e68c;"></div>
Brian Bauerle	127	31.75%	<div style="width: 31.75%; background-color: #f0e68c;"></div>
Jennifer Apell	140	35.00%	<div style="width: 35.00%; background-color: #f0e68c;"></div>
Write-In Totals	1	0.25%	<div style="width: 0.25%; background-color: #d3d3d3;"></div>
Total Votes Cast	400	100.00%	<div style="width: 100%; background-color: #f0e68c;"></div>
Overvotes	0		
Undervotes	59		

DEM Members of County Committee Cherry Hill Township

Vote For 1

	TOTAL	VOTE %	
SJ Prog Dems	34	24.46%	<div style="width: 24.46%; background-color: #f0e68c;"></div>
Cam Co Dem Comm Inc	105	75.54%	<div style="width: 75.54%; background-color: #f0e68c;"></div>
Total Votes Cast	139	100.00%	<div style="width: 100%; background-color: #f0e68c;"></div>
Overvotes	1		
Undervotes	13		

REP Member of State Senate 6th Legislative District

Vote For 1

	TOTAL	VOTE %	
NO PETITION FILED	0	0.00%	<div style="width: 0.00%; background-color: #d3d3d3;"></div>
Write-In Totals	1	100.00%	<div style="width: 100%; background-color: #f0e68c;"></div>
Total Votes Cast	1	100.00%	<div style="width: 100%; background-color: #f0e68c;"></div>
Overvotes	0		
Undervotes	19		

REP Members of the General Assembly 6th Legislative District

Vote For 2

	TOTAL	VOTE %	
Daniel M. Kenny	19	50.00%	<div style="width: 50.00%; background-color: #f0e68c;"></div>
Danielle M. Barry	19	50.00%	<div style="width: 50.00%; background-color: #f0e68c;"></div>
Write-In Totals	0	0.00%	<div style="width: 0.00%; background-color: #d3d3d3;"></div>
Total Votes Cast	38	100.00%	<div style="width: 100%; background-color: #f0e68c;"></div>
Overvotes	2		
Undervotes	0		

Cherry Hill District 27

REP Members of the Board of County Commissioners

Vote For 2

	TOTAL	VOTE %	
Jason Fanning	19	50.00%	<div style="width: 50%;"><div style="width: 50%;"></div></div>
Norman C. Rebel Jr.	19	50.00%	<div style="width: 50%;"><div style="width: 50%;"></div></div>
Write-In Totals	0	0.00%	<div style="width: 0%;"><div style="width: 0%;"></div></div>
Total Votes Cast	38	100.00%	<div style="width: 100%;"><div style="width: 100%;"></div></div>
Overvotes	0		
Undervotes	2		

REP Mayor Cherry Hill Township

Vote For 1

	TOTAL	VOTE %	
Nicole A. Nance	19	95.00%	<div style="width: 95%;"><div style="width: 95%;"></div></div>
Write-In Totals	1	5.00%	<div style="width: 5%;"><div style="width: 5%;"></div></div>
Total Votes Cast	20	100.00%	<div style="width: 100%;"><div style="width: 100%;"></div></div>
Overvotes	0		
Undervotes	0		

REP Members of Council Cherry Hill Township

Vote For 3

	TOTAL	VOTE %	
David Lodge	20	33.33%	<div style="width: 33.33%;"><div style="width: 33.33%;"></div></div>
Diane C. Carr	19	31.67%	<div style="width: 31.67%;"><div style="width: 31.67%;"></div></div>
Rossana Parsons	19	31.67%	<div style="width: 31.67%;"><div style="width: 31.67%;"></div></div>
Write-In Totals	2	3.33%	<div style="width: 3.33%;"><div style="width: 3.33%;"></div></div>
Total Votes Cast	60	100.00%	<div style="width: 100%;"><div style="width: 100%;"></div></div>
Overvotes	0		
Undervotes	0		

Cherry Hill District 28

Statistics	TOTAL
Registered Voters - Total	1,377
Registered Voters - NONPARTISAN	513
Registered Voters - DEMOCRAT	656
Registered Voters - REPUBLICAN	208
Ballots Cast - Total	209
Ballots Cast - NONPARTISAN	0
Ballots Cast - DEMOCRAT	178
Ballots Cast - REPUBLICAN	31
Ballots Cast - Blank	0
Voter Turnout - Total	15.18%
Voter Turnout - NONPARTISAN	0.00%
Voter Turnout - DEMOCRAT	27.13%
Voter Turnout - REPUBLICAN	14.90%

DEM Member of State Senate 6th Legislative District Vote For 1

	TOTAL	VOTE %
James Beach	163	98.19%
Write-In Totals	3	1.81%
Total Votes Cast	166	100.00%
Overvotes	0	
Undervotes	12	

DEM Members of the General Assembly 6th Legislative District Vote For 2

	TOTAL	VOTE %
Louis D. Greenwald	164	50.00%
Pamela R. Lampitt	164	50.00%
Write-In Totals	0	0.00%
Total Votes Cast	328	100.00%
Overvotes	0	
Undervotes	28	

DEM Members of the Board of County Commissioners Vote For 2

	TOTAL	VOTE %
Kate Delany	42	12.77%
Samuel E. Sweet	27	8.21%
Louis Cappelli Jr.	130	39.51%
Jonathan L. Young Sr.	130	39.51%
Write-In Totals	0	0.00%
Total Votes Cast	329	100.00%
Overvotes	8	
Undervotes	19	

Cherry Hill District 28

DEM Mayor Cherry Hill Township

Vote For 1

	TOTAL	VOTE %	
David Fleisher	158	100.00%	<div style="width: 100%;"><div style="width: 100%;"></div></div>
Write-In Totals	0	0.00%	<div style="width: 0%;"></div>
Total Votes Cast	158	100.00%	<div style="width: 100%;"></div>
Overvotes	0		
Undervotes	20		

DEM Members of Council Cherry Hill Township

Vote For 3

	TOTAL	VOTE %	
Michele Golkow	162	33.33%	<div style="width: 33.33%;"><div style="width: 33.33%;"></div></div>
Brian Bauerle	160	32.92%	<div style="width: 32.92%;"><div style="width: 32.92%;"></div></div>
Jennifer Apell	164	33.74%	<div style="width: 33.74%;"><div style="width: 33.74%;"></div></div>
Write-In Totals	0	0.00%	<div style="width: 0%;"></div>
Total Votes Cast	486	100.00%	<div style="width: 100%;"></div>
Overvotes	0		
Undervotes	48		

DEM Members of County Committee Cherry Hill Township

Vote For 1

	TOTAL	VOTE %	
SJ Prog Dems	21	13.21%	<div style="width: 13.21%;"><div style="width: 13.21%;"></div></div>
Cam Co Dem Comm Inc	138	86.79%	<div style="width: 86.79%;"><div style="width: 86.79%;"></div></div>
Total Votes Cast	159	100.00%	<div style="width: 100%;"></div>
Overvotes	3		
Undervotes	16		

REP Member of State Senate 6th Legislative District

Vote For 1

	TOTAL	VOTE %	
NO PETITION FILED	0	0.00%	<div style="width: 0%;"></div>
Write-In Totals	5	100.00%	<div style="width: 100%;"></div>
Total Votes Cast	5	100.00%	<div style="width: 100%;"></div>
Overvotes	0		
Undervotes	26		

REP Members of the General Assembly 6th Legislative District

Vote For 2

	TOTAL	VOTE %	
Daniel M. Kenny	30	50.00%	<div style="width: 50%;"><div style="width: 50%;"></div></div>
Danielle M. Barry	30	50.00%	<div style="width: 50%;"><div style="width: 50%;"></div></div>
Write-In Totals	0	0.00%	<div style="width: 0%;"></div>
Total Votes Cast	60	100.00%	<div style="width: 100%;"></div>
Overvotes	0		
Undervotes	2		

Cherry Hill District 28

REP Members of the Board of County Commissioners

Vote For 2

	TOTAL	VOTE %	
Jason Fanning	29	49.15%	<div style="width: 49.15%; background-color: #f0e68c;"></div>
Norman C. Rebel Jr.	30	50.85%	<div style="width: 50.85%; background-color: #f0e68c;"></div>
Write-In Totals	0	0.00%	<div style="width: 0%; background-color: #f0e68c;"></div>
Total Votes Cast	59	100.00%	<div style="width: 100%; background-color: #f0e68c;"></div>
Overvotes	0		
Undervotes	3		

REP Mayor Cherry Hill Township

Vote For 1

	TOTAL	VOTE %	
Nicole A. Nance	29	100.00%	<div style="width: 100%; background-color: #f0e68c;"></div>
Write-In Totals	0	0.00%	<div style="width: 0%; background-color: #f0e68c;"></div>
Total Votes Cast	29	100.00%	<div style="width: 100%; background-color: #f0e68c;"></div>
Overvotes	0		
Undervotes	2		

REP Members of Council Cherry Hill Township

Vote For 3

	TOTAL	VOTE %	
David Lodge	30	33.71%	<div style="width: 33.71%; background-color: #f0e68c;"></div>
Diane C. Carr	30	33.71%	<div style="width: 33.71%; background-color: #f0e68c;"></div>
Rossana Parsons	29	32.58%	<div style="width: 32.58%; background-color: #f0e68c;"></div>
Write-In Totals	0	0.00%	<div style="width: 0%; background-color: #f0e68c;"></div>
Total Votes Cast	89	100.00%	<div style="width: 100%; background-color: #f0e68c;"></div>
Overvotes	0		
Undervotes	4		

Cherry Hill District 29

Statistics	TOTAL
Registered Voters - Total	1,494
Registered Voters - NONPARTISAN	518
Registered Voters - DEMOCRAT	715
Registered Voters - REPUBLICAN	261
Ballots Cast - Total	196
Ballots Cast - NONPARTISAN	0
Ballots Cast - DEMOCRAT	166
Ballots Cast - REPUBLICAN	30
Ballots Cast - Blank	1
Voter Turnout - Total	13.12%
Voter Turnout - NONPARTISAN	0.00%
Voter Turnout - DEMOCRAT	23.22%
Voter Turnout - REPUBLICAN	11.49%

DEM Member of State Senate 6th Legislative District Vote For 1

	TOTAL	VOTE %	
James Beach	159	100.00%	<div style="width: 100%; height: 10px; background-color: #ffc107;"></div>
Write-In Totals	0	0.00%	<div style="width: 0%; height: 10px; background-color: #6c757d;"></div>
Total Votes Cast	159	100.00%	<div style="width: 100%; height: 10px; background-color: #ffc107;"></div>
Overvotes	0		
Undervotes	7		

DEM Members of the General Assembly 6th Legislative District Vote For 2

	TOTAL	VOTE %	
Louis D. Greenwald	156	50.16%	<div style="width: 50.16%; height: 10px; background-color: #ffc107;"></div>
Pamela R. Lampitt	155	49.84%	<div style="width: 49.84%; height: 10px; background-color: #ffc107;"></div>
Write-In Totals	0	0.00%	<div style="width: 0%; height: 10px; background-color: #6c757d;"></div>
Total Votes Cast	311	100.00%	<div style="width: 100%; height: 10px; background-color: #ffc107;"></div>
Overvotes	0		
Undervotes	21		

DEM Members of the Board of County Commissioners Vote For 2

	TOTAL	VOTE %	
Kate Delany	50	16.23%	<div style="width: 16.23%; height: 10px; background-color: #ffc107;"></div>
Samuel E. Sweet	36	11.69%	<div style="width: 11.69%; height: 10px; background-color: #ffc107;"></div>
Louis Cappelli Jr.	115	37.34%	<div style="width: 37.34%; height: 10px; background-color: #ffc107;"></div>
Jonathan L. Young Sr.	107	34.74%	<div style="width: 34.74%; height: 10px; background-color: #ffc107;"></div>
Write-In Totals	0	0.00%	<div style="width: 0%; height: 10px; background-color: #6c757d;"></div>
Total Votes Cast	308	100.00%	<div style="width: 100%; height: 10px; background-color: #ffc107;"></div>
Overvotes	10		
Undervotes	14		

Cherry Hill District 29

DEM Mayor Cherry Hill Township

Vote For 1

	TOTAL	VOTE %	
David Fleisher	145	100.00%	<div style="width: 100%; height: 10px; background-color: #ffc107;"></div>
Write-In Totals	0	0.00%	<div style="width: 0%; height: 10px; background-color: #6c757d;"></div>
Total Votes Cast	145	100.00%	<div style="width: 100%; height: 10px; background-color: #ffc107;"></div>
Overvotes	0		
Undervotes	21		

DEM Members of Council Cherry Hill Township

Vote For 3

	TOTAL	VOTE %	
Michele Golkow	150	33.33%	<div style="width: 33.33%; height: 10px; background-color: #ffc107;"></div>
Brian Bauerle	146	32.44%	<div style="width: 32.44%; height: 10px; background-color: #ffc107;"></div>
Jennifer Apell	153	34.00%	<div style="width: 34.00%; height: 10px; background-color: #ffc107;"></div>
Write-In Totals	1	0.22%	<div style="width: 0.22%; height: 10px; background-color: #6c757d;"></div>
Total Votes Cast	450	100.00%	<div style="width: 100%; height: 10px; background-color: #ffc107;"></div>
Overvotes	0		
Undervotes	48		

DEM Members of County Committee Cherry Hill Township

Vote For 1

	TOTAL	VOTE %	
SJ Prog Dems	42	27.63%	<div style="width: 27.63%; height: 10px; background-color: #ffc107;"></div>
Cam Co Dem Comm Inc	110	72.37%	<div style="width: 72.37%; height: 10px; background-color: #ffc107;"></div>
Total Votes Cast	152	100.00%	<div style="width: 100%; height: 10px; background-color: #ffc107;"></div>
Overvotes	3		
Undervotes	11		

REP Member of State Senate 6th Legislative District

Vote For 1

	TOTAL	VOTE %	
NO PETITION FILED	0		
Write-In Totals	0		
Total Votes Cast	0		
Overvotes	0		
Undervotes	30		

REP Members of the General Assembly 6th Legislative District





Vote For 2

	TOTAL	VOTE %	
Daniel M. Kenny	30	50.00%	<div style="width: 50%; height: 10px; background-color: #ffc107;"></div>
Danielle M. Barry	30	50.00%	<div style="width: 50%; height: 10px; background-color: #ffc107;"></div>
Write-In Totals	0	0.00%	<div style="width: 0%; height: 10px; background-color: #6c757d;"></div>
Total Votes Cast	60	100.00%	<div style="width: 100%; height: 10px; background-color: #ffc107;"></div>
Overvotes	0		
Undervotes	0		

Cherry Hill District 29




REP Members of the Board of County Commissioners

Vote For 2

	TOTAL	VOTE %	
Jason Fanning	30	50.00%	
Norman C. Rebel Jr.	30	50.00%	
Write-In Totals	0	0.00%	
Total Votes Cast	60	100.00%	
Overvotes	0		
Undervotes	0		






REP Mayor Cherry Hill Township

Vote For 1

	TOTAL	VOTE %	
Nicole A. Nance	29	96.67%	
Write-In Totals	1	3.33%	
Total Votes Cast	30	100.00%	
Overvotes	0		
Undervotes	0		

REP Members of Council Cherry Hill Township

Vote For 3

	TOTAL	VOTE %	
David Lodge	30	33.33%	
Diane C. Carr	30	33.33%	
Rossana Parsons	30	33.33%	
Write-In Totals	0	0.00%	
Total Votes Cast	90	100.00%	
Overvotes	0		
Undervotes	0		

Cherry Hill District 30

Statistics	TOTAL
Registered Voters - Total	750
Registered Voters - NONPARTISAN	229
Registered Voters - DEMOCRAT	412
Registered Voters - REPUBLICAN	109
Ballots Cast - Total	150
Ballots Cast - NONPARTISAN	0
Ballots Cast - DEMOCRAT	134
Ballots Cast - REPUBLICAN	16
Ballots Cast - Blank	0
Voter Turnout - Total	20.00%
Voter Turnout - NONPARTISAN	0.00%
Voter Turnout - DEMOCRAT	32.52%
Voter Turnout - REPUBLICAN	14.68%

DEM Member of State Senate 6th Legislative District Vote For 1

	TOTAL	VOTE %	
James Beach	127	100.00%	<div style="width: 100%; height: 10px; background-color: #f0e68c;"></div>
Write-In Totals	0	0.00%	<div style="width: 0%; height: 10px; background-color: #d3d3d3;"></div>
Total Votes Cast	127	100.00%	<div style="width: 100%; height: 10px; background-color: #f0e68c;"></div>
Overvotes	0		
Undervotes	7		

DEM Members of the General Assembly 6th Legislative District Vote For 2

	TOTAL	VOTE %	
Louis D. Greenwald	127	50.80%	<div style="width: 50.8%; height: 10px; background-color: #f0e68c;"></div>
Pamela R. Lampitt	123	49.20%	<div style="width: 49.2%; height: 10px; background-color: #d3d3d3;"></div>
Write-In Totals	0	0.00%	<div style="width: 0%; height: 10px; background-color: #d3d3d3;"></div>
Total Votes Cast	250	100.00%	<div style="width: 100%; height: 10px; background-color: #f0e68c;"></div>
Overvotes	0		
Undervotes	18		

DEM Members of the Board of County Commissioners Vote For 2

	TOTAL	VOTE %	
Kate Delany	36	14.23%	<div style="width: 14.23%; height: 10px; background-color: #f0e68c;"></div>
Samuel E. Sweet	22	8.70%	<div style="width: 8.7%; height: 10px; background-color: #d3d3d3;"></div>
Louis Cappelli Jr.	99	39.13%	<div style="width: 39.13%; height: 10px; background-color: #f0e68c;"></div>
Jonathan L. Young Sr.	96	37.94%	<div style="width: 37.94%; height: 10px; background-color: #d3d3d3;"></div>
Write-In Totals	0	0.00%	<div style="width: 0%; height: 10px; background-color: #d3d3d3;"></div>
Total Votes Cast	253	100.00%	<div style="width: 100%; height: 10px; background-color: #f0e68c;"></div>
Overvotes	6		
Undervotes	9		

Cherry Hill District 30

DEM Mayor Cherry Hill Township

Vote For 1

	TOTAL	VOTE %	
David Fleisher	119	100.00%	<div style="width: 100%; height: 10px; background-color: #ffc107;"></div>
Write-In Totals	0	0.00%	<div style="width: 0%; height: 10px; background-color: #6c757d;"></div>
Total Votes Cast	119	100.00%	<div style="width: 100%; height: 10px; background-color: #ffc107;"></div>
Overvotes	0		
Undervotes	15		

DEM Members of Council Cherry Hill Township

Vote For 3

	TOTAL	VOTE %	
Michele Golkow	124	34.07%	<div style="width: 34.07%; height: 10px; background-color: #ffc107;"></div>
Brian Bauerle	115	31.59%	<div style="width: 31.59%; height: 10px; background-color: #ffc107;"></div>
Jennifer Apell	125	34.34%	<div style="width: 34.34%; height: 10px; background-color: #ffc107;"></div>
Write-In Totals	0	0.00%	<div style="width: 0%; height: 10px; background-color: #6c757d;"></div>
Total Votes Cast	364	100.00%	<div style="width: 100%; height: 10px; background-color: #ffc107;"></div>
Overvotes	0		
Undervotes	38		

DEM Members of County Committee Cherry Hill Township

Vote For 1

	TOTAL	VOTE %	
SJ Prog Dems	23	19.01%	<div style="width: 19.01%; height: 10px; background-color: #ffc107;"></div>
Cam Co Dem Comm Inc	98	80.99%	<div style="width: 80.99%; height: 10px; background-color: #ffc107;"></div>
Total Votes Cast	121	100.00%	<div style="width: 100%; height: 10px; background-color: #ffc107;"></div>
Overvotes	2		
Undervotes	11		

REP Member of State Senate 6th Legislative District

Vote For 1

	TOTAL	VOTE %	
NO PETITION FILED	0		
Write-In Totals	0		
Total Votes Cast	0		
Overvotes	0		
Undervotes	16		

REP Members of the General Assembly 6th Legislative District

Vote For 2

	TOTAL	VOTE %	
Daniel M. Kenny	16	50.00%	<div style="width: 50.00%; height: 10px; background-color: #ffc107;"></div>
Danielle M. Barry	16	50.00%	<div style="width: 50.00%; height: 10px; background-color: #ffc107;"></div>
Write-In Totals	0	0.00%	<div style="width: 0.00%; height: 10px; background-color: #6c757d;"></div>
Total Votes Cast	32	100.00%	<div style="width: 100.00%; height: 10px; background-color: #ffc107;"></div>
Overvotes	0		
Undervotes	0		

Cherry Hill District 30

REP Members of the Board of County Commissioners

Vote For 2

	TOTAL	VOTE %	
Jason Fanning	16	50.00%	<div style="width: 50%;"><div style="width: 50%;"></div></div>
Norman C. Rebel Jr.	16	50.00%	<div style="width: 50%;"><div style="width: 50%;"></div></div>
Write-In Totals	0	0.00%	<div style="width: 0%;"><div style="width: 0%;"></div></div>
Total Votes Cast	32	100.00%	<div style="width: 100%;"><div style="width: 100%;"></div></div>
Overvotes	0		
Undervotes	0		

REP Mayor Cherry Hill Township

Vote For 1

	TOTAL	VOTE %	
Nicole A. Nance	16	100.00%	<div style="width: 100%;"><div style="width: 100%;"></div></div>
Write-In Totals	0	0.00%	<div style="width: 0%;"><div style="width: 0%;"></div></div>
Total Votes Cast	16	100.00%	<div style="width: 100%;"><div style="width: 100%;"></div></div>
Overvotes	0		
Undervotes	0		

REP Members of Council Cherry Hill Township




Vote For 3

	TOTAL	VOTE %	
David Lodge	16	33.33%	<div style="width: 33.33%;"><div style="width: 33.33%;"></div></div>
Diane C. Carr	16	33.33%	<div style="width: 33.33%;"><div style="width: 33.33%;"></div></div>
Rossana Parsons	16	33.33%	<div style="width: 33.33%;"><div style="width: 33.33%;"></div></div>
Write-In Totals	0	0.00%	<div style="width: 0%;"><div style="width: 0%;"></div></div>
Total Votes Cast	48	100.00%	<div style="width: 100%;"><div style="width: 100%;"></div></div>
Overvotes	0		
Undervotes	0		





Cherry Hill District 31

Statistics	TOTAL
Registered Voters - Total	1,652
Registered Voters - NONPARTISAN	544
Registered Voters - DEMOCRAT	809
Registered Voters - REPUBLICAN	299
Ballots Cast - Total	223
Ballots Cast - NONPARTISAN	0
Ballots Cast - DEMOCRAT	183
Ballots Cast - REPUBLICAN	40
Ballots Cast - Blank	0
Voter Turnout - Total	13.50%
Voter Turnout - NONPARTISAN	0.00%
Voter Turnout - DEMOCRAT	22.62%
Voter Turnout - REPUBLICAN	13.38%







DEM Member of State Senate 6th Legislative District Vote For 1

	TOTAL	VOTE %	
James Beach	154	100.00%	
Write-In Totals	0	0.00%	
Total Votes Cast	154	100.00%	
Overvotes	0		
Undervotes	29		

DEM Members of the General Assembly 6th Legislative District Vote For 2

	TOTAL	VOTE %	
Louis D. Greenwald	160	51.12%	
Pamela R. Lampitt	153	48.88%	
Write-In Totals	0	0.00%	
Total Votes Cast	313	100.00%	
Overvotes	0		
Undervotes	53		

DEM Members of the Board of County Commissioners Vote For 2

	TOTAL	VOTE %	
Kate Delany	61	18.83%	
Samuel E. Sweet	40	12.35%	
Louis Cappelli Jr.	114	35.19%	
Jonathan L. Young Sr.	109	33.64%	
Write-In Totals	0	0.00%	
Total Votes Cast	324	100.00%	
Overvotes	12		
Undervotes	30		

Cherry Hill District 31

DEM Mayor Cherry Hill Township

Vote For 1

	TOTAL	VOTE %	
David Fleisher	151	100.00%	<div style="width: 100%;"><div style="width: 100%;"></div></div>
Write-In Totals	0	0.00%	<div style="width: 0%;"></div>
Total Votes Cast	151	100.00%	<div style="width: 100%;"></div>
Overvotes	0		
Undervotes	32		

DEM Members of Council Cherry Hill Township

Vote For 3

	TOTAL	VOTE %	
Michele Golkow	150	33.56%	<div style="width: 33.56%;"><div style="width: 33.56%;"></div></div>
Brian Bauerle	141	31.54%	<div style="width: 31.54%;"><div style="width: 31.54%;"></div></div>
Jennifer Apell	156	34.90%	<div style="width: 34.90%;"><div style="width: 34.90%;"></div></div>
Write-In Totals	0	0.00%	<div style="width: 0%;"></div>
Total Votes Cast	447	100.00%	<div style="width: 100%;"></div>
Overvotes	0		
Undervotes	102		

DEM Members of County Committee Cherry Hill Township

Vote For 1

	TOTAL	VOTE %	
SJ Prog Dems	34	23.13%	<div style="width: 23.13%;"><div style="width: 23.13%;"></div></div>
Cam Co Dem Comm Inc	113	76.87%	<div style="width: 76.87%;"><div style="width: 76.87%;"></div></div>
Total Votes Cast	147	100.00%	<div style="width: 100%;"></div>
Overvotes	7		
Undervotes	29		

REP Member of State Senate 6th Legislative District

Vote For 1

	TOTAL	VOTE %	
NO PETITION FILED	0		<div style="width: 0%;"></div>
Write-In Totals	0		<div style="width: 0%;"></div>
Total Votes Cast	0		<div style="width: 0%;"></div>
Overvotes	0		
Undervotes	40		

REP Members of the General Assembly 6th Legislative District





Vote For 2

	TOTAL	VOTE %	
Daniel M. Kenny	39	50.00%	<div style="width: 50%;"><div style="width: 50%;"></div></div>
Danielle M. Barry	39	50.00%	<div style="width: 50%;"><div style="width: 50%;"></div></div>
Write-In Totals	0	0.00%	<div style="width: 0%;"></div>
Total Votes Cast	78	100.00%	<div style="width: 100%;"></div>
Overvotes	0		
Undervotes	2		

Cherry Hill District 31




REP Members of the Board of County Commissioners

Vote For 2

	TOTAL	VOTE %	
Jason Fanning	40	50.63%	
Norman C. Rebel Jr.	39	49.37%	
Write-In Totals	0	0.00%	
Total Votes Cast	79	100.00%	
Overvotes	0		
Undervotes	1		






REP Mayor Cherry Hill Township

Vote For 1

	TOTAL	VOTE %	
Nicole A. Nance	38	100.00%	
Write-In Totals	0	0.00%	
Total Votes Cast	38	100.00%	
Overvotes	0		
Undervotes	2		

REP Members of Council Cherry Hill Township




Vote For 3

	TOTAL	VOTE %	
David Lodge	39	33.62%	
Diane C. Carr	38	32.76%	
Rossana Parsons	39	33.62%	
Write-In Totals	0	0.00%	
Total Votes Cast	116	100.00%	
Overvotes	0		
Undervotes	4		





Cherry Hill District 32 Suppressed

Statistics	TOTAL
Registered Voters - Total	578
Registered Voters - NONPARTISAN	184
Registered Voters - DEMOCRAT	310
Registered Voters - REPUBLICAN	84
Ballots Cast - Total	66
Ballots Cast - NONPARTISAN	0
Ballots Cast - DEMOCRAT	56
Ballots Cast - REPUBLICAN	10
Ballots Cast - Blank	0
Voter Turnout - Total	11.42%
Voter Turnout - NONPARTISAN	0.00%
Voter Turnout - DEMOCRAT	18.06%
Voter Turnout - REPUBLICAN	11.90%







DEM Member of State Senate 6th Legislative District Vote For 1

	TOTAL	VOTE %	
James Beach	52	100.00%	
Write-In Totals	0	0.00%	
Total Votes Cast	52	100.00%	
Overvotes	0		
Undervotes	4		

DEM Members of the General Assembly 6th Legislative District Vote For 2

	TOTAL	VOTE %	
Louis D. Greenwald	51	52.04%	
Pamela R. Lampitt	47	47.96%	
Write-In Totals	0	0.00%	
Total Votes Cast	98	100.00%	
Overvotes	0		
Undervotes	14		

DEM Members of the Board of County Commissioners Vote For 2

	TOTAL	VOTE %	
Kate Delany	17	18.89%	
Samuel E. Sweet	8	8.89%	
Louis Cappelli Jr.	34	37.78%	
Jonathan L. Young Sr.	31	34.44%	
Write-In Totals	0	0.00%	
Total Votes Cast	90	100.00%	
Overvotes	16		
Undervotes	6		

Cherry Hill District 32 Suppressed

DEM Mayor Cherry Hill Township

Vote For 1

	TOTAL	VOTE %	
David Fleisher	48	100.00%	<div style="width: 100%; background-color: #f0e68c;"></div>
Write-In Totals	0	0.00%	<div style="width: 0%; background-color: #d3d3d3;"></div>
Total Votes Cast	48	100.00%	<div style="width: 100%; background-color: #f0e68c;"></div>
Overvotes	0		
Undervotes	8		

DEM Members of Council Cherry Hill Township

Vote For 3

	TOTAL	VOTE %	
Michele Golkow	45	33.09%	<div style="width: 33.09%; background-color: #f0e68c;"></div>
Brian Bauerle	45	33.09%	<div style="width: 33.09%; background-color: #f0e68c;"></div>
Jennifer Apell	46	33.82%	<div style="width: 33.82%; background-color: #f0e68c;"></div>
Write-In Totals	0	0.00%	<div style="width: 0%; background-color: #d3d3d3;"></div>
Total Votes Cast	136	100.00%	<div style="width: 100%; background-color: #f0e68c;"></div>
Overvotes	0		
Undervotes	32		

DEM Members of County Committee Cherry Hill Township

Vote For 1

	TOTAL	VOTE %	
SJ Prog Dems	7	16.28%	<div style="width: 16.28%; background-color: #f0e68c;"></div>
Cam Co Dem Comm Inc	36	83.72%	<div style="width: 83.72%; background-color: #f0e68c;"></div>
Total Votes Cast	43	100.00%	<div style="width: 100%; background-color: #f0e68c;"></div>
Overvotes	6		
Undervotes	7		

REP Member of State Senate 6th Legislative District

Vote For 1

	TOTAL	VOTE %	
NO PETITION FILED			
Write-In Totals			
Total Votes Cast			
Overvotes			
Undervotes			

REP Members of the General Assembly 6th Legislative District

Vote For 2

	TOTAL	VOTE %	
Daniel M. Kenny			
Danielle M. Barry			
Write-In Totals			
Total Votes Cast			
Overvotes			
Undervotes			

Cherry Hill District 32 Suppressed

REP Members of the Board of County Commissioners

Vote For 2

	TOTAL	VOTE %
Jason Fanning		
Norman C. Rebel Jr.		
Write-In Totals		
Total Votes Cast		
Overvotes		
Undervotes		

REP Mayor Cherry Hill Township

Vote For 1

	TOTAL	VOTE %
Nicole A. Nance		
Write-In Totals		
Total Votes Cast		
Overvotes		
Undervotes		

REP Members of Council Cherry Hill Township




Vote For 3

	TOTAL	VOTE %
David Lodge		
Diane C. Carr		
Rossana Parsons		
Write-In Totals		
Total Votes Cast		
Overvotes		
Undervotes		





Cherry Hill District 33

Statistics	TOTAL
Registered Voters - Total	1,412
Registered Voters - NONPARTISAN	496
Registered Voters - DEMOCRAT	638
Registered Voters - REPUBLICAN	278
Ballots Cast - Total	189
Ballots Cast - NONPARTISAN	0
Ballots Cast - DEMOCRAT	152
Ballots Cast - REPUBLICAN	37
Ballots Cast - Blank	0
Voter Turnout - Total	13.39%
Voter Turnout - NONPARTISAN	0.00%
Voter Turnout - DEMOCRAT	23.82%
Voter Turnout - REPUBLICAN	13.31%







DEM Member of State Senate 6th Legislative District Vote For 1

	TOTAL	VOTE %	
James Beach	139	99.29%	
Write-In Totals	1	0.71%	
Total Votes Cast	140	100.00%	
Overvotes	0		
Undervotes	12		

DEM Members of the General Assembly 6th Legislative District Vote For 2

	TOTAL	VOTE %	
Louis D. Greenwald	137	49.28%	
Pamela R. Lampitt	138	49.64%	
Write-In Totals	3	1.08%	
Total Votes Cast	278	100.00%	
Overvotes	0		
Undervotes	26		

DEM Members of the Board of County Commissioners Vote For 2

	TOTAL	VOTE %	
Kate Delany	40	13.79%	
Samuel E. Sweet	36	12.41%	
Louis Cappelli Jr.	105	36.21%	
Jonathan L. Young Sr.	108	37.24%	
Write-In Totals	1	0.34%	
Total Votes Cast	290	100.00%	
Overvotes	6		
Undervotes	8		

Cherry Hill District 33

DEM Mayor Cherry Hill Township

Vote For 1

	TOTAL	VOTE %	
David Fleisher	140	100.00%	<div style="width: 100%; height: 10px; background-color: #f0e68c;"></div>
Write-In Totals	0	0.00%	<div style="width: 0%; height: 10px; background-color: #d3d3d3;"></div>
Total Votes Cast	140	100.00%	<div style="width: 100%; height: 10px; background-color: #f0e68c;"></div>
Overvotes	0		
Undervotes	12		

DEM Members of Council Cherry Hill Township

Vote For 3

	TOTAL	VOTE %	
Michele Golkow	136	33.33%	<div style="width: 33.33%; height: 10px; background-color: #f0e68c;"></div>
Brian Bauerle	134	32.84%	<div style="width: 32.84%; height: 10px; background-color: #f0e68c;"></div>
Jennifer Apell	138	33.82%	<div style="width: 33.82%; height: 10px; background-color: #f0e68c;"></div>
Write-In Totals	0	0.00%	<div style="width: 0%; height: 10px; background-color: #d3d3d3;"></div>
Total Votes Cast	408	100.00%	<div style="width: 100%; height: 10px; background-color: #f0e68c;"></div>
Overvotes	0		
Undervotes	48		

DEM Members of County Committee Cherry Hill Township

Vote For 1

	TOTAL	VOTE %	
SJ Prog Dems	39	27.08%	<div style="width: 27.08%; height: 10px; background-color: #f0e68c;"></div>
Cam Co Dem Comm Inc	105	72.92%	<div style="width: 72.92%; height: 10px; background-color: #f0e68c;"></div>
Total Votes Cast	144	100.00%	<div style="width: 100%; height: 10px; background-color: #f0e68c;"></div>
Overvotes	2		
Undervotes	6		

REP Member of State Senate 6th Legislative District

Vote For 1

	TOTAL	VOTE %	
NO PETITION FILED	0	0.00%	<div style="width: 0%; height: 10px; background-color: #d3d3d3;"></div>
Write-In Totals	4	100.00%	<div style="width: 100%; height: 10px; background-color: #f0e68c;"></div>
Total Votes Cast	4	100.00%	<div style="width: 100%; height: 10px; background-color: #f0e68c;"></div>
Overvotes	0		
Undervotes	33		

REP Members of the General Assembly 6th Legislative District

Vote For 2

	TOTAL	VOTE %	
Daniel M. Kenny	35	51.47%	<div style="width: 51.47%; height: 10px; background-color: #f0e68c;"></div>
Danielle M. Barry	33	48.53%	<div style="width: 48.53%; height: 10px; background-color: #f0e68c;"></div>
Write-In Totals	0	0.00%	<div style="width: 0%; height: 10px; background-color: #d3d3d3;"></div>
Total Votes Cast	68	100.00%	<div style="width: 100%; height: 10px; background-color: #f0e68c;"></div>
Overvotes	0		
Undervotes	6		

Cherry Hill District 33

REP Members of the Board of County Commissioners

Vote For 2

	TOTAL	VOTE %	
Jason Fanning	32	48.48%	<div style="width: 48.48%; background-color: #f0e68c;"></div>
Norman C. Rebel Jr.	34	51.52%	<div style="width: 51.52%; background-color: #f0e68c;"></div>
Write-In Totals	0	0.00%	<div style="width: 0%; background-color: #f0e68c;"></div>
Total Votes Cast	66	100.00%	<div style="width: 100%; background-color: #f0e68c;"></div>
Overvotes	0		
Undervotes	8		

REP Mayor Cherry Hill Township

Vote For 1

	TOTAL	VOTE %	
Nicole A. Nance	34	100.00%	<div style="width: 100%; background-color: #f0e68c;"></div>
Write-In Totals	0	0.00%	<div style="width: 0%; background-color: #f0e68c;"></div>
Total Votes Cast	34	100.00%	<div style="width: 100%; background-color: #f0e68c;"></div>
Overvotes	0		
Undervotes	3		

REP Members of Council Cherry Hill Township

Vote For 3

	TOTAL	VOTE %	
David Lodge	35	33.98%	<div style="width: 33.98%; background-color: #f0e68c;"></div>
Diane C. Carr	34	33.01%	<div style="width: 33.01%; background-color: #f0e68c;"></div>
Rossana Parsons	34	33.01%	<div style="width: 33.01%; background-color: #f0e68c;"></div>
Write-In Totals	0	0.00%	<div style="width: 0%; background-color: #f0e68c;"></div>
Total Votes Cast	103	100.00%	<div style="width: 100%; background-color: #f0e68c;"></div>
Overvotes	0		
Undervotes	8		

Cherry Hill District 34

Statistics	TOTAL
Registered Voters - Total	1,250
Registered Voters - NONPARTISAN	450
Registered Voters - DEMOCRAT	554
Registered Voters - REPUBLICAN	246
Ballots Cast - Total	161
Ballots Cast - NONPARTISAN	0
Ballots Cast - DEMOCRAT	120
Ballots Cast - REPUBLICAN	41
Ballots Cast - Blank	0
Voter Turnout - Total	12.88%
Voter Turnout - NONPARTISAN	0.00%
Voter Turnout - DEMOCRAT	21.66%
Voter Turnout - REPUBLICAN	16.67%

DEM Member of State Senate 6th Legislative District Vote For 1

	TOTAL	VOTE %	
James Beach	111	100.00%	<div style="width: 100%; height: 10px; background-color: #ffc107;"></div>
Write-In Totals	0	0.00%	<div style="width: 0%; height: 10px; background-color: #6c757d;"></div>
Total Votes Cast	111	100.00%	<div style="width: 100%; height: 10px; background-color: #ffc107;"></div>
Overvotes	0		
Undervotes	9		

DEM Members of the General Assembly 6th Legislative District Vote For 2

	TOTAL	VOTE %	
Louis D. Greenwald	112	50.00%	<div style="width: 50%; height: 10px; background-color: #ffc107;"></div>
Pamela R. Lampitt	112	50.00%	<div style="width: 50%; height: 10px; background-color: #6c757d;"></div>
Write-In Totals	0	0.00%	<div style="width: 0%; height: 10px; background-color: #6c757d;"></div>
Total Votes Cast	224	100.00%	<div style="width: 100%; height: 10px; background-color: #ffc107;"></div>
Overvotes	0		
Undervotes	16		

DEM Members of the Board of County Commissioners Vote For 2

	TOTAL	VOTE %	
Kate Delany	31	13.78%	<div style="width: 13.78%; height: 10px; background-color: #ffc107;"></div>
Samuel E. Sweet	23	10.22%	<div style="width: 10.22%; height: 10px; background-color: #ffc107;"></div>
Louis Cappelli Jr.	88	39.11%	<div style="width: 39.11%; height: 10px; background-color: #ffc107;"></div>
Jonathan L. Young Sr.	83	36.89%	<div style="width: 36.89%; height: 10px; background-color: #ffc107;"></div>
Write-In Totals	0	0.00%	<div style="width: 0%; height: 10px; background-color: #6c757d;"></div>
Total Votes Cast	225	100.00%	<div style="width: 100%; height: 10px; background-color: #ffc107;"></div>
Overvotes	4		
Undervotes	11		

Cherry Hill District 34

DEM Mayor Cherry Hill Township

Vote For 1

	TOTAL	VOTE %	
David Fleisher	107	100.00%	<div style="width: 100%; height: 10px; background-color: #f0e68c;"></div>
Write-In Totals	0	0.00%	<div style="width: 0%; height: 10px; background-color: #d3d3d3;"></div>
Total Votes Cast	107	100.00%	<div style="width: 100%; height: 10px; background-color: #f0e68c;"></div>
Overvotes	0		
Undervotes	13		

DEM Members of Council Cherry Hill Township

Vote For 3

	TOTAL	VOTE %	
Michele Golkow	103	33.12%	<div style="width: 33.12%; height: 10px; background-color: #f0e68c;"></div>
Brian Bauerle	103	33.12%	<div style="width: 33.12%; height: 10px; background-color: #f0e68c;"></div>
Jennifer Apell	105	33.76%	<div style="width: 33.76%; height: 10px; background-color: #f0e68c;"></div>
Write-In Totals	0	0.00%	<div style="width: 0%; height: 10px; background-color: #d3d3d3;"></div>
Total Votes Cast	311	100.00%	<div style="width: 100%; height: 10px; background-color: #f0e68c;"></div>
Overvotes	0		
Undervotes	49		

DEM Members of County Committee Cherry Hill Township

Vote For 1

	TOTAL	VOTE %	
SJ Prog Dems	25	22.12%	<div style="width: 22.12%; height: 10px; background-color: #f0e68c;"></div>
Cam Co Dem Comm Inc	88	77.88%	<div style="width: 77.88%; height: 10px; background-color: #f0e68c;"></div>
Total Votes Cast	113	100.00%	<div style="width: 100%; height: 10px; background-color: #f0e68c;"></div>
Overvotes	0		
Undervotes	7		

REP Member of State Senate 6th Legislative District

Vote For 1

	TOTAL	VOTE %	
NO PETITION FILED	0	0.00%	<div style="width: 0%; height: 10px; background-color: #d3d3d3;"></div>
Write-In Totals	3	100.00%	<div style="width: 100%; height: 10px; background-color: #f0e68c;"></div>
Total Votes Cast	3	100.00%	<div style="width: 100%; height: 10px; background-color: #f0e68c;"></div>
Overvotes	0		
Undervotes	38		

REP Members of the General Assembly 6th Legislative District





Vote For 2

	TOTAL	VOTE %	
Daniel M. Kenny	39	50.00%	<div style="width: 50%; height: 10px; background-color: #f0e68c;"></div>
Danielle M. Barry	39	50.00%	<div style="width: 50%; height: 10px; background-color: #f0e68c;"></div>
Write-In Totals	0	0.00%	<div style="width: 0%; height: 10px; background-color: #d3d3d3;"></div>
Total Votes Cast	78	100.00%	<div style="width: 100%; height: 10px; background-color: #f0e68c;"></div>
Overvotes	0		
Undervotes	4		

Cherry Hill District 34




REP Members of the Board of County Commissioners

Vote For 2

	TOTAL	VOTE %	
Jason Fanning	39	50.65%	
Norman C. Rebel Jr.	38	49.35%	
Write-In Totals	0	0.00%	
Total Votes Cast	77	100.00%	
Overvotes	0		
Undervotes	5		






REP Mayor Cherry Hill Township

Vote For 1

	TOTAL	VOTE %	
Nicole A. Nance	39	97.50%	
Write-In Totals	1	2.50%	
Total Votes Cast	40	100.00%	
Overvotes	0		
Undervotes	1		

REP Members of Council Cherry Hill Township

Vote For 3

	TOTAL	VOTE %	
David Lodge	39	33.91%	
Diane C. Carr	38	33.04%	
Rossana Parsons	38	33.04%	
Write-In Totals	0	0.00%	
Total Votes Cast	115	100.00%	
Overvotes	0		
Undervotes	8		

Cherry Hill District 35

Statistics	TOTAL
Registered Voters - Total	1,274
Registered Voters - NONPARTISAN	417
Registered Voters - DEMOCRAT	511
Registered Voters - REPUBLICAN	346
Ballots Cast - Total	189
Ballots Cast - NONPARTISAN	0
Ballots Cast - DEMOCRAT	128
Ballots Cast - REPUBLICAN	61
Ballots Cast - Blank	2
Voter Turnout - Total	14.84%
Voter Turnout - NONPARTISAN	0.00%
Voter Turnout - DEMOCRAT	25.05%
Voter Turnout - REPUBLICAN	17.63%

DEM Member of State Senate 6th Legislative District Vote For 1

	TOTAL	VOTE %	
James Beach	112	99.12%	<div style="width: 99.12%; background-color: #f1c40f;"></div>
Write-In Totals	1	0.88%	<div style="width: 0.88%; background-color: #95a5a6;"></div>
Total Votes Cast	113	100.00%	<div style="width: 100%; background-color: #f1c40f;"></div>
Overvotes	0		
Undervotes	15		

DEM Members of the General Assembly 6th Legislative District Vote For 2

	TOTAL	VOTE %	
Louis D. Greenwald	112	49.34%	<div style="width: 49.34%; background-color: #f1c40f;"></div>
Pamela R. Lampitt	113	49.78%	<div style="width: 49.78%; background-color: #f1c40f;"></div>
Write-In Totals	2	0.88%	<div style="width: 0.88%; background-color: #95a5a6;"></div>
Total Votes Cast	227	100.00%	<div style="width: 100%; background-color: #f1c40f;"></div>
Overvotes	0		
Undervotes	29		

DEM Members of the Board of County Commissioners Vote For 2

	TOTAL	VOTE %	
Kate Delany	41	16.67%	<div style="width: 16.67%; background-color: #f1c40f;"></div>
Samuel E. Sweet	41	16.67%	<div style="width: 16.67%; background-color: #f1c40f;"></div>
Louis Cappelli Jr.	86	34.96%	<div style="width: 34.96%; background-color: #f1c40f;"></div>
Jonathan L. Young Sr.	78	31.71%	<div style="width: 31.71%; background-color: #f1c40f;"></div>
Write-In Totals	0	0.00%	<div style="width: 0.00%; background-color: #95a5a6;"></div>
Total Votes Cast	246	100.00%	<div style="width: 100%; background-color: #f1c40f;"></div>
Overvotes	2		
Undervotes	8		

Cherry Hill District 35

DEM Mayor Cherry Hill Township

Vote For 1

	TOTAL	VOTE %	
David Fleisher	104	99.05%	<div style="width: 99.05%; background-color: #f0e68c;"></div>
Write-In Totals	1	0.95%	<div style="width: 0.95%; background-color: #d3d3d3;"></div>
Total Votes Cast	105	100.00%	<div style="width: 100.00%; background-color: #f0e68c;"></div>
Overvotes	0		
Undervotes	23		

DEM Members of Council Cherry Hill Township

Vote For 3

	TOTAL	VOTE %	
Michele Golkow	105	32.92%	<div style="width: 32.92%; background-color: #f0e68c;"></div>
Brian Bauerle	105	32.92%	<div style="width: 32.92%; background-color: #f0e68c;"></div>
Jennifer Apell	106	33.23%	<div style="width: 33.23%; background-color: #f0e68c;"></div>
Write-In Totals	3	0.94%	<div style="width: 0.94%; background-color: #d3d3d3;"></div>
Total Votes Cast	319	100.00%	<div style="width: 100.00%; background-color: #f0e68c;"></div>
Overvotes	0		
Undervotes	65		

DEM Members of County Committee Cherry Hill Township

Vote For 1

	TOTAL	VOTE %	
SJ Prog Dems	42	35.00%	<div style="width: 35.00%; background-color: #f0e68c;"></div>
Cam Co Dem Comm Inc	78	65.00%	<div style="width: 65.00%; background-color: #f0e68c;"></div>
Total Votes Cast	120	100.00%	<div style="width: 100.00%; background-color: #f0e68c;"></div>
Overvotes	0		
Undervotes	8		

REP Member of State Senate 6th Legislative District

Vote For 1

	TOTAL	VOTE %	
NO PETITION FILED	0		
Write-In Totals	0		
Total Votes Cast	0		
Overvotes	0		
Undervotes	61		

REP Members of the General Assembly 6th Legislative District

Vote For 2

	TOTAL	VOTE %	
Daniel M. Kenny	59	50.00%	<div style="width: 50.00%; background-color: #f0e68c;"></div>
Danielle M. Barry	59	50.00%	<div style="width: 50.00%; background-color: #f0e68c;"></div>
Write-In Totals	0	0.00%	<div style="width: 0.00%; background-color: #d3d3d3;"></div>
Total Votes Cast	118	100.00%	<div style="width: 100.00%; background-color: #f0e68c;"></div>
Overvotes	0		
Undervotes	4		

Cherry Hill District 35

REP Members of the Board of County Commissioners

Vote For 2

	TOTAL	VOTE %	
Jason Fanning	57	50.44%	<div style="width: 50.44%; background-color: #f0e68c;"></div>
Norman C. Rebel Jr.	56	49.56%	<div style="width: 49.56%; background-color: #f0e68c;"></div>
Write-In Totals	0	0.00%	<div style="width: 0.00%; background-color: #f0e68c;"></div>
Total Votes Cast	113	100.00%	<div style="width: 100.00%; background-color: #f0e68c;"></div>
Overvotes	0		
Undervotes	9		

REP Mayor Cherry Hill Township

Vote For 1

	TOTAL	VOTE %	
Nicole A. Nance	59	100.00%	<div style="width: 100.00%; background-color: #f0e68c;"></div>
Write-In Totals	0	0.00%	<div style="width: 0.00%; background-color: #f0e68c;"></div>
Total Votes Cast	59	100.00%	<div style="width: 100.00%; background-color: #f0e68c;"></div>
Overvotes	0		
Undervotes	2		

REP Members of Council Cherry Hill Township

Vote For 3

	TOTAL	VOTE %	
David Lodge	60	33.71%	<div style="width: 33.71%; background-color: #f0e68c;"></div>
Diane C. Carr	59	33.15%	<div style="width: 33.15%; background-color: #f0e68c;"></div>
Rossana Parsons	59	33.15%	<div style="width: 33.15%; background-color: #f0e68c;"></div>
Write-In Totals	0	0.00%	<div style="width: 0.00%; background-color: #f0e68c;"></div>
Total Votes Cast	178	100.00%	<div style="width: 100.00%; background-color: #f0e68c;"></div>
Overvotes	0		
Undervotes	5		

Cherry Hill District 36

Statistics	TOTAL
Registered Voters - Total	1,416
Registered Voters - NONPARTISAN	515
Registered Voters - DEMOCRAT	645
Registered Voters - REPUBLICAN	256
Ballots Cast - Total	153
Ballots Cast - NONPARTISAN	0
Ballots Cast - DEMOCRAT	111
Ballots Cast - REPUBLICAN	42
Ballots Cast - Blank	0
Voter Turnout - Total	10.81%
Voter Turnout - NONPARTISAN	0.00%
Voter Turnout - DEMOCRAT	17.21%
Voter Turnout - REPUBLICAN	16.41%

DEM Member of State Senate 6th Legislative District Vote For 1

	TOTAL	VOTE %
James Beach	108	100.00%
Write-In Totals	0	0.00%
Total Votes Cast	108	100.00%
Overvotes	0	
Undervotes	3	

DEM Members of the General Assembly 6th Legislative District Vote For 2

	TOTAL	VOTE %
Louis D. Greenwald	107	50.71%
Pamela R. Lampitt	104	49.29%
Write-In Totals	0	0.00%
Total Votes Cast	211	100.00%
Overvotes	0	
Undervotes	11	

DEM Members of the Board of County Commissioners Vote For 2

	TOTAL	VOTE %
Kate Delany	29	14.29%
Samuel E. Sweet	25	12.32%
Louis Cappelli Jr.	77	37.93%
Jonathan L. Young Sr.	72	35.47%
Write-In Totals	0	0.00%
Total Votes Cast	203	100.00%
Overvotes	4	
Undervotes	15	

Cherry Hill District 36

DEM Mayor Cherry Hill Township

Vote For 1

	TOTAL	VOTE %	
David Fleisher	101	100.00%	<div style="width: 100%; height: 10px; background-color: #ffc107;"></div>
Write-In Totals	0	0.00%	<div style="width: 0%; height: 10px; background-color: #6c757d;"></div>
Total Votes Cast	101	100.00%	<div style="width: 100%; height: 10px; background-color: #ffc107;"></div>
Overvotes	0		
Undervotes	10		

DEM Members of Council Cherry Hill Township

Vote For 3

	TOTAL	VOTE %	
Michele Golkow	104	34.10%	<div style="width: 34.10%; height: 10px; background-color: #ffc107;"></div>
Brian Bauerle	95	31.15%	<div style="width: 31.15%; height: 10px; background-color: #ffc107;"></div>
Jennifer Apell	106	34.75%	<div style="width: 34.75%; height: 10px; background-color: #ffc107;"></div>
Write-In Totals	0	0.00%	<div style="width: 0%; height: 10px; background-color: #6c757d;"></div>
Total Votes Cast	305	100.00%	<div style="width: 100%; height: 10px; background-color: #ffc107;"></div>
Overvotes	0		
Undervotes	28		

DEM Members of County Committee Cherry Hill Township

Vote For 1

	TOTAL	VOTE %	
SJ Prog Dems	24	24.24%	<div style="width: 24.24%; height: 10px; background-color: #ffc107;"></div>
Cam Co Dem Comm Inc	75	75.76%	<div style="width: 75.76%; height: 10px; background-color: #ffc107;"></div>
Total Votes Cast	99	100.00%	<div style="width: 100%; height: 10px; background-color: #ffc107;"></div>
Overvotes	3		
Undervotes	9		

REP Member of State Senate 6th Legislative District

Vote For 1

	TOTAL	VOTE %	
NO PETITION FILED	0	0.00%	<div style="width: 0%; height: 10px; background-color: #6c757d;"></div>
Write-In Totals	3	100.00%	<div style="width: 100%; height: 10px; background-color: #ffc107;"></div>
Total Votes Cast	3	100.00%	<div style="width: 100%; height: 10px; background-color: #ffc107;"></div>
Overvotes	0		
Undervotes	39		

REP Members of the General Assembly 6th Legislative District

Vote For 2

	TOTAL	VOTE %	
Daniel M. Kenny	38	52.05%	<div style="width: 52.05%; height: 10px; background-color: #ffc107;"></div>
Danielle M. Barry	35	47.95%	<div style="width: 47.95%; height: 10px; background-color: #ffc107;"></div>
Write-In Totals	0	0.00%	<div style="width: 0%; height: 10px; background-color: #6c757d;"></div>
Total Votes Cast	73	100.00%	<div style="width: 100%; height: 10px; background-color: #ffc107;"></div>
Overvotes	0		
Undervotes	11		

Cherry Hill District 36

REP Members of the Board of County Commissioners

Vote For 2

	TOTAL	VOTE %	
Jason Fanning	34	47.22%	<div style="width: 47.22%; background-color: #f0e68c;"></div>
Norman C. Rebel Jr.	38	52.78%	<div style="width: 52.78%; background-color: #f0e68c;"></div>
Write-In Totals	0	0.00%	<div style="width: 0%; background-color: #f0e68c;"></div>
Total Votes Cast	72	100.00%	<div style="width: 100%; background-color: #f0e68c;"></div>
Overvotes	0		
Undervotes	12		

REP Mayor Cherry Hill Township

Vote For 1

	TOTAL	VOTE %	
Nicole A. Nance	39	100.00%	<div style="width: 100%; background-color: #f0e68c;"></div>
Write-In Totals	0	0.00%	<div style="width: 0%; background-color: #f0e68c;"></div>
Total Votes Cast	39	100.00%	<div style="width: 100%; background-color: #f0e68c;"></div>
Overvotes	0		
Undervotes	3		

REP Members of Council Cherry Hill Township

Vote For 3

	TOTAL	VOTE %	
David Lodge	39	33.33%	<div style="width: 33.33%; background-color: #f0e68c;"></div>
Diane C. Carr	39	33.33%	<div style="width: 33.33%; background-color: #f0e68c;"></div>
Rossana Parsons	39	33.33%	<div style="width: 33.33%; background-color: #f0e68c;"></div>
Write-In Totals	0	0.00%	<div style="width: 0%; background-color: #f0e68c;"></div>
Total Votes Cast	117	100.00%	<div style="width: 100%; background-color: #f0e68c;"></div>
Overvotes	0		
Undervotes	9		

Cherry Hill District 37

Statistics	TOTAL
Registered Voters - Total	1,088
Registered Voters - NONPARTISAN	345
Registered Voters - DEMOCRAT	558
Registered Voters - REPUBLICAN	185
Ballots Cast - Total	191
Ballots Cast - NONPARTISAN	0
Ballots Cast - DEMOCRAT	152
Ballots Cast - REPUBLICAN	39
Ballots Cast - Blank	1
Voter Turnout - Total	17.56%
Voter Turnout - NONPARTISAN	0.00%
Voter Turnout - DEMOCRAT	27.24%
Voter Turnout - REPUBLICAN	21.08%

DEM Member of State Senate 6th Legislative District

Vote For 1

	TOTAL	VOTE %	
James Beach	142	100.00%	<div style="width: 100%; height: 10px; background-color: #ffc107;"></div>
Write-In Totals	0	0.00%	<div style="width: 0%; height: 10px; background-color: #6c757d;"></div>
Total Votes Cast	142	100.00%	<div style="width: 100%; height: 10px; background-color: #ffc107;"></div>
Overvotes	0		
Undervotes	10		

DEM Members of the General Assembly 6th Legislative District

Vote For 2

	TOTAL	VOTE %	
Louis D. Greenwald	146	50.00%	<div style="width: 50%; height: 10px; background-color: #ffc107;"></div>
Pamela R. Lampitt	146	50.00%	<div style="width: 50%; height: 10px; background-color: #ffc107;"></div>
Write-In Totals	0	0.00%	<div style="width: 0%; height: 10px; background-color: #6c757d;"></div>
Total Votes Cast	292	100.00%	<div style="width: 100%; height: 10px; background-color: #ffc107;"></div>
Overvotes	0		
Undervotes	12		

DEM Members of the Board of County Commissioners

Vote For 2

	TOTAL	VOTE %	
Kate Delany	38	13.01%	<div style="width: 13.01%; height: 10px; background-color: #ffc107;"></div>
Samuel E. Sweet	27	9.25%	<div style="width: 9.25%; height: 10px; background-color: #ffc107;"></div>
Louis Cappelli Jr.	119	40.75%	<div style="width: 40.75%; height: 10px; background-color: #ffc107;"></div>
Jonathan L. Young Sr.	108	36.99%	<div style="width: 36.99%; height: 10px; background-color: #ffc107;"></div>
Write-In Totals	0	0.00%	<div style="width: 0%; height: 10px; background-color: #6c757d;"></div>
Total Votes Cast	292	100.00%	<div style="width: 100%; height: 10px; background-color: #ffc107;"></div>
Overvotes	4		
Undervotes	8		

Cherry Hill District 37

DEM Mayor Cherry Hill Township

Vote For 1

	TOTAL	VOTE %	
David Fleisher	142	99.30%	<div style="width: 99.30%; background-color: #f0e68c;"></div>
Write-In Totals	1	0.70%	<div style="width: 0.70%; background-color: #d3d3d3;"></div>
Total Votes Cast	143	100.00%	<div style="width: 100.00%; background-color: #f0e68c;"></div>
Overvotes	0		
Undervotes	9		

DEM Members of Council Cherry Hill Township

Vote For 3

	TOTAL	VOTE %	
Michele Golkow	140	33.90%	<div style="width: 33.90%; background-color: #f0e68c;"></div>
Brian Bauerle	133	32.20%	<div style="width: 32.20%; background-color: #f0e68c;"></div>
Jennifer Apell	140	33.90%	<div style="width: 33.90%; background-color: #f0e68c;"></div>
Write-In Totals	0	0.00%	<div style="width: 0.00%; background-color: #d3d3d3;"></div>
Total Votes Cast	413	100.00%	<div style="width: 100.00%; background-color: #f0e68c;"></div>
Overvotes	0		
Undervotes	43		

DEM Members of County Committee Cherry Hill Township

Vote For 1

	TOTAL	VOTE %	
SJ Prog Dems	28	20.29%	<div style="width: 20.29%; background-color: #f0e68c;"></div>
Cam Co Dem Comm Inc	110	79.71%	<div style="width: 79.71%; background-color: #f0e68c;"></div>
Total Votes Cast	138	100.00%	<div style="width: 100.00%; background-color: #f0e68c;"></div>
Overvotes	2		
Undervotes	12		

REP Member of State Senate 6th Legislative District

Vote For 1

	TOTAL	VOTE %	
NO PETITION FILED	0	0.00%	<div style="width: 0.00%; background-color: #d3d3d3;"></div>
Write-In Totals	3	100.00%	<div style="width: 100.00%; background-color: #f0e68c;"></div>
Total Votes Cast	3	100.00%	<div style="width: 100.00%; background-color: #f0e68c;"></div>
Overvotes	0		
Undervotes	36		

REP Members of the General Assembly 6th Legislative District

Vote For 2

	TOTAL	VOTE %	
Daniel M. Kenny	38	50.67%	<div style="width: 50.67%; background-color: #f0e68c;"></div>
Danielle M. Barry	37	49.33%	<div style="width: 49.33%; background-color: #f0e68c;"></div>
Write-In Totals	0	0.00%	<div style="width: 0.00%; background-color: #d3d3d3;"></div>
Total Votes Cast	75	100.00%	<div style="width: 100.00%; background-color: #f0e68c;"></div>
Overvotes	0		
Undervotes	3		

Cherry Hill District 37

REP Members of the Board of County Commissioners

Vote For 2

	TOTAL	VOTE %	
Jason Fanning	38	50.67%	<div style="width: 50.67%;"><div style="width: 50.67%;"></div></div>
Norman C. Rebel Jr.	37	49.33%	<div style="width: 49.33%;"><div style="width: 49.33%;"></div></div>
Write-In Totals	0	0.00%	<div style="width: 0%;"><div style="width: 0%;"></div></div>
Total Votes Cast	75	100.00%	<div style="width: 100%;"><div style="width: 100%;"></div></div>
Overvotes	0		
Undervotes	3		

REP Mayor Cherry Hill Township

Vote For 1

	TOTAL	VOTE %	
Nicole A. Nance	36	100.00%	<div style="width: 100%;"><div style="width: 100%;"></div></div>
Write-In Totals	0	0.00%	<div style="width: 0%;"><div style="width: 0%;"></div></div>
Total Votes Cast	36	100.00%	<div style="width: 100%;"><div style="width: 100%;"></div></div>
Overvotes	0		
Undervotes	3		

REP Members of Council Cherry Hill Township




Vote For 3

	TOTAL	VOTE %	
David Lodge	38	33.63%	<div style="width: 33.63%;"><div style="width: 33.63%;"></div></div>
Diane C. Carr	38	33.63%	<div style="width: 33.63%;"><div style="width: 33.63%;"></div></div>
Rossana Parsons	37	32.74%	<div style="width: 32.74%;"><div style="width: 32.74%;"></div></div>
Write-In Totals	0	0.00%	<div style="width: 0%;"><div style="width: 0%;"></div></div>
Total Votes Cast	113	100.00%	<div style="width: 100%;"><div style="width: 100%;"></div></div>
Overvotes	0		
Undervotes	4		





Cherry Hill District 38 Suppressed

Statistics	TOTAL
Registered Voters - Total	909
Registered Voters - NONPARTISAN	286
Registered Voters - DEMOCRAT	508
Registered Voters - REPUBLICAN	115
Ballots Cast - Total	153
Ballots Cast - NONPARTISAN	0
Ballots Cast - DEMOCRAT	140
Ballots Cast - REPUBLICAN	13
Ballots Cast - Blank	0
Voter Turnout - Total	16.83%
Voter Turnout - NONPARTISAN	0.00%
Voter Turnout - DEMOCRAT	27.56%
Voter Turnout - REPUBLICAN	11.30%







DEM Member of State Senate 6th Legislative District Vote For 1

	TOTAL	VOTE %	
James Beach	130	99.24%	
Write-In Totals	1	0.76%	
Total Votes Cast	131	100.00%	
Overvotes	0		
Undervotes	9		

DEM Members of the General Assembly 6th Legislative District Vote For 2

	TOTAL	VOTE %	
Louis D. Greenwald	131	50.19%	
Pamela R. Lampitt	130	49.81%	
Write-In Totals	0	0.00%	
Total Votes Cast	261	100.00%	
Overvotes	0		
Undervotes	19		

DEM Members of the Board of County Commissioners Vote For 2

	TOTAL	VOTE %	
Kate Delany	34	12.93%	
Samuel E. Sweet	32	12.17%	
Louis Cappelli Jr.	102	38.78%	
Jonathan L. Young Sr.	95	36.12%	
Write-In Totals	0	0.00%	
Total Votes Cast	263	100.00%	
Overvotes	4		
Undervotes	13		

Cherry Hill District 38 Suppressed

DEM Mayor Cherry Hill Township

Vote For 1

	TOTAL	VOTE %	
David Fleisher	125	100.00%	<div style="width: 100%; height: 10px; background-color: #f0e68c;"></div>
Write-In Totals	0	0.00%	<div style="width: 0%; height: 10px; background-color: #d3d3d3;"></div>
Total Votes Cast	125	100.00%	<div style="width: 100%; height: 10px; background-color: #f0e68c;"></div>
Overvotes	0		
Undervotes	15		

DEM Members of Council Cherry Hill Township

Vote For 3

	TOTAL	VOTE %	
Michele Golkow	119	32.96%	<div style="width: 32.96%; height: 10px; background-color: #f0e68c;"></div>
Brian Bauerle	117	32.41%	<div style="width: 32.41%; height: 10px; background-color: #f0e68c;"></div>
Jennifer Apell	125	34.63%	<div style="width: 34.63%; height: 10px; background-color: #f0e68c;"></div>
Write-In Totals	0	0.00%	<div style="width: 0%; height: 10px; background-color: #d3d3d3;"></div>
Total Votes Cast	361	100.00%	<div style="width: 100%; height: 10px; background-color: #f0e68c;"></div>
Overvotes	0		
Undervotes	59		

DEM Members of County Committee Cherry Hill Township

Vote For 1

	TOTAL	VOTE %	
SJ Prog Dems	27	21.09%	<div style="width: 21.09%; height: 10px; background-color: #f0e68c;"></div>
Cam Co Dem Comm Inc	101	78.91%	<div style="width: 78.91%; height: 10px; background-color: #f0e68c;"></div>
Total Votes Cast	128	100.00%	<div style="width: 100%; height: 10px; background-color: #f0e68c;"></div>
Overvotes	2		
Undervotes	10		

REP Member of State Senate 6th Legislative District

Vote For 1

	TOTAL	VOTE %	
NO PETITION FILED			
Write-In Totals			
Total Votes Cast			
Overvotes			
Undervotes			

REP Members of the General Assembly 6th Legislative District

Vote For 2

	TOTAL	VOTE %	
Daniel M. Kenny			
Danielle M. Barry			
Write-In Totals			
Total Votes Cast			
Overvotes			
Undervotes			

Cherry Hill District 38 Suppressed

REP Members of the Board of County Commissioners

Vote For 2

	TOTAL	VOTE %
Jason Fanning		
Norman C. Rebel Jr.		
Write-In Totals		
Total Votes Cast		
Overvotes		
Undervotes		

REP Mayor Cherry Hill Township

Vote For 1

	TOTAL	VOTE %
Nicole A. Nance		
Write-In Totals		
Total Votes Cast		
Overvotes		
Undervotes		

REP Members of Council Cherry Hill Township

Vote For 3

	TOTAL	VOTE %
David Lodge		
Diane C. Carr		
Rossana Parsons		
Write-In Totals		
Total Votes Cast		
Overvotes		
Undervotes		

Cherry Hill District 39

Statistics	TOTAL
Registered Voters - Total	1,233
Registered Voters - NONPARTISAN	381
Registered Voters - DEMOCRAT	658
Registered Voters - REPUBLICAN	194
Ballots Cast - Total	180
Ballots Cast - NONPARTISAN	0
Ballots Cast - DEMOCRAT	160
Ballots Cast - REPUBLICAN	20
Ballots Cast - Blank	1
Voter Turnout - Total	14.60%
Voter Turnout - NONPARTISAN	0.00%
Voter Turnout - DEMOCRAT	24.32%
Voter Turnout - REPUBLICAN	10.31%

DEM Member of State Senate 6th Legislative District Vote For 1

	TOTAL	VOTE %	
James Beach	145	100.00%	<div style="width: 100%; height: 10px; background-color: #f0e68c;"></div>
Write-In Totals	0	0.00%	<div style="width: 0%; height: 10px; background-color: #d3d3d3;"></div>
Total Votes Cast	145	100.00%	<div style="width: 100%; height: 10px; background-color: #f0e68c;"></div>
Overvotes	0		
Undervotes	15		

DEM Members of the General Assembly 6th Legislative District Vote For 2

	TOTAL	VOTE %	
Louis D. Greenwald	147	49.66%	<div style="width: 49.66%; height: 10px; background-color: #f0e68c;"></div>
Pamela R. Lampitt	148	50.00%	<div style="width: 50.00%; height: 10px; background-color: #f0e68c;"></div>
Write-In Totals	1	0.34%	<div style="width: 0.34%; height: 10px; background-color: #d3d3d3;"></div>
Total Votes Cast	296	100.00%	<div style="width: 100%; height: 10px; background-color: #f0e68c;"></div>
Overvotes	0		
Undervotes	24		

DEM Members of the Board of County Commissioners Vote For 2

	TOTAL	VOTE %	
Kate Delany	30	10.56%	<div style="width: 10.56%; height: 10px; background-color: #f0e68c;"></div>
Samuel E. Sweet	23	8.10%	<div style="width: 8.10%; height: 10px; background-color: #f0e68c;"></div>
Louis Cappelli Jr.	118	41.55%	<div style="width: 41.55%; height: 10px; background-color: #f0e68c;"></div>
Jonathan L. Young Sr.	112	39.44%	<div style="width: 39.44%; height: 10px; background-color: #f0e68c;"></div>
Write-In Totals	1	0.35%	<div style="width: 0.35%; height: 10px; background-color: #d3d3d3;"></div>
Total Votes Cast	284	100.00%	<div style="width: 100%; height: 10px; background-color: #f0e68c;"></div>
Overvotes	16		
Undervotes	20		

Cherry Hill District 39

DEM Mayor Cherry Hill Township

Vote For 1

	TOTAL	VOTE %	
David Fleisher	145	99.32%	<div style="width: 99.32%;"><div style="width: 99.32%;"></div></div>
Write-In Totals	1	0.68%	<div style="width: 0.68%;"><div style="width: 0.68%;"></div></div>
Total Votes Cast	146	100.00%	<div style="width: 100.00%;"><div style="width: 100.00%;"></div></div>
Overvotes	0		
Undervotes	14		

DEM Members of Council Cherry Hill Township

Vote For 3

	TOTAL	VOTE %	
Michele Golkow	134	32.45%	<div style="width: 32.45%;"><div style="width: 32.45%;"></div></div>
Brian Bauerle	134	32.45%	<div style="width: 32.45%;"><div style="width: 32.45%;"></div></div>
Jennifer Apell	144	34.87%	<div style="width: 34.87%;"><div style="width: 34.87%;"></div></div>
Write-In Totals	1	0.24%	<div style="width: 0.24%;"><div style="width: 0.24%;"></div></div>
Total Votes Cast	413	100.00%	<div style="width: 100.00%;"><div style="width: 100.00%;"></div></div>
Overvotes	0		
Undervotes	67		

DEM Members of County Committee Cherry Hill Township

Vote For 1

	TOTAL	VOTE %	
SJ Prog Dems	18	12.50%	<div style="width: 12.50%;"><div style="width: 12.50%;"></div></div>
Cam Co Dem Comm Inc	126	87.50%	<div style="width: 87.50%;"><div style="width: 87.50%;"></div></div>
Total Votes Cast	144	100.00%	<div style="width: 100.00%;"><div style="width: 100.00%;"></div></div>
Overvotes	7		
Undervotes	9		

REP Member of State Senate 6th Legislative District

Vote For 1

	TOTAL	VOTE %	
NO PETITION FILED	0	0.00%	<div style="width: 0.00%;"><div style="width: 0.00%;"></div></div>
Write-In Totals	1	100.00%	<div style="width: 100.00%;"><div style="width: 100.00%;"></div></div>
Total Votes Cast	1	100.00%	<div style="width: 100.00%;"><div style="width: 100.00%;"></div></div>
Overvotes	0		
Undervotes	19		

REP Members of the General Assembly 6th Legislative District

Vote For 2

	TOTAL	VOTE %	
Daniel M. Kenny	19	50.00%	<div style="width: 50.00%;"><div style="width: 50.00%;"></div></div>
Danielle M. Barry	19	50.00%	<div style="width: 50.00%;"><div style="width: 50.00%;"></div></div>
Write-In Totals	0	0.00%	<div style="width: 0.00%;"><div style="width: 0.00%;"></div></div>
Total Votes Cast	38	100.00%	<div style="width: 100.00%;"><div style="width: 100.00%;"></div></div>
Overvotes	0		
Undervotes	2		

Cherry Hill District 39

REP Members of the Board of County Commissioners

Vote For 2

	TOTAL	VOTE %	
Jason Fanning	19	50.00%	<div style="width: 50%;"><div style="width: 50%;"></div></div>
Norman C. Rebel Jr.	19	50.00%	<div style="width: 50%;"><div style="width: 50%;"></div></div>
Write-In Totals	0	0.00%	<div style="width: 0%;"><div style="width: 0%;"></div></div>
Total Votes Cast	38	100.00%	<div style="width: 100%;"><div style="width: 100%;"></div></div>
Overvotes	0		
Undervotes	2		

REP Mayor Cherry Hill Township

Vote For 1

	TOTAL	VOTE %	
Nicole A. Nance	19	100.00%	<div style="width: 100%;"><div style="width: 100%;"></div></div>
Write-In Totals	0	0.00%	<div style="width: 0%;"><div style="width: 0%;"></div></div>
Total Votes Cast	19	100.00%	<div style="width: 100%;"><div style="width: 100%;"></div></div>
Overvotes	0		
Undervotes	1		

REP Members of Council Cherry Hill Township

Vote For 3

	TOTAL	VOTE %	
David Lodge	19	33.33%	<div style="width: 33.33%;"><div style="width: 33.33%;"></div></div>
Diane C. Carr	19	33.33%	<div style="width: 33.33%;"><div style="width: 33.33%;"></div></div>
Rossana Parsons	19	33.33%	<div style="width: 33.33%;"><div style="width: 33.33%;"></div></div>
Write-In Totals	0	0.00%	<div style="width: 0%;"><div style="width: 0%;"></div></div>
Total Votes Cast	57	100.00%	<div style="width: 100%;"><div style="width: 100%;"></div></div>
Overvotes	0		
Undervotes	3		

Cherry Hill District 40

Statistics	TOTAL
Registered Voters - Total	873
Registered Voters - NONPARTISAN	251
Registered Voters - DEMOCRAT	457
Registered Voters - REPUBLICAN	165
Ballots Cast - Total	151
Ballots Cast - NONPARTISAN	0
Ballots Cast - DEMOCRAT	121
Ballots Cast - REPUBLICAN	30
Ballots Cast - Blank	0
Voter Turnout - Total	17.30%
Voter Turnout - NONPARTISAN	0.00%
Voter Turnout - DEMOCRAT	26.48%
Voter Turnout - REPUBLICAN	18.18%

DEM Member of State Senate 6th Legislative District Vote For 1

	TOTAL	VOTE %	
James Beach	114	100.00%	<div style="width: 100%; height: 10px; background-color: #ffc107;"></div>
Write-In Totals	0	0.00%	<div style="width: 0%; height: 10px; background-color: #6c757d;"></div>
Total Votes Cast	114	100.00%	<div style="width: 100%; height: 10px; background-color: #ffc107;"></div>
Overvotes	0		
Undervotes	7		

DEM Members of the General Assembly 6th Legislative District Vote For 2

	TOTAL	VOTE %	
Louis D. Greenwald	116	50.00%	<div style="width: 50%; height: 10px; background-color: #ffc107;"></div>
Pamela R. Lampitt	116	50.00%	<div style="width: 50%; height: 10px; background-color: #ffc107;"></div>
Write-In Totals	0	0.00%	<div style="width: 0%; height: 10px; background-color: #6c757d;"></div>
Total Votes Cast	232	100.00%	<div style="width: 100%; height: 10px; background-color: #ffc107;"></div>
Overvotes	0		
Undervotes	10		

DEM Members of the Board of County Commissioners Vote For 2

	TOTAL	VOTE %	
Kate Delany	44	18.80%	<div style="width: 18.8%; height: 10px; background-color: #ffc107;"></div>
Samuel E. Sweet	37	15.81%	<div style="width: 15.81%; height: 10px; background-color: #ffc107;"></div>
Louis Cappelli Jr.	81	34.62%	<div style="width: 34.62%; height: 10px; background-color: #ffc107;"></div>
Jonathan L. Young Sr.	72	30.77%	<div style="width: 30.77%; height: 10px; background-color: #ffc107;"></div>
Write-In Totals	0	0.00%	<div style="width: 0%; height: 10px; background-color: #6c757d;"></div>
Total Votes Cast	234	100.00%	<div style="width: 100%; height: 10px; background-color: #ffc107;"></div>
Overvotes	0		
Undervotes	8		

Cherry Hill District 40

DEM Mayor Cherry Hill Township

Vote For 1

	TOTAL	VOTE %	
David Fleisher	102	100.00%	<div style="width: 100%; height: 10px; background-color: #f0e68c;"></div>
Write-In Totals	0	0.00%	<div style="width: 0%; height: 10px; background-color: #d3d3d3;"></div>
Total Votes Cast	102	100.00%	<div style="width: 100%; height: 10px; background-color: #f0e68c;"></div>
Overvotes	0		
Undervotes	19		

DEM Members of Council Cherry Hill Township

Vote For 3

	TOTAL	VOTE %	
Michele Golkow	107	33.02%	<div style="width: 33.02%; height: 10px; background-color: #f0e68c;"></div>
Brian Bauerle	106	32.72%	<div style="width: 32.72%; height: 10px; background-color: #f0e68c;"></div>
Jennifer Apell	111	34.26%	<div style="width: 34.26%; height: 10px; background-color: #f0e68c;"></div>
Write-In Totals	0	0.00%	<div style="width: 0%; height: 10px; background-color: #d3d3d3;"></div>
Total Votes Cast	324	100.00%	<div style="width: 100%; height: 10px; background-color: #f0e68c;"></div>
Overvotes	0		
Undervotes	39		

DEM Members of County Committee Cherry Hill Township

Vote For 1

	TOTAL	VOTE %	
SJ Prog Dems	38	33.04%	<div style="width: 33.04%; height: 10px; background-color: #f0e68c;"></div>
Cam Co Dem Comm Inc	77	66.96%	<div style="width: 66.96%; height: 10px; background-color: #f0e68c;"></div>
Total Votes Cast	115	100.00%	<div style="width: 100%; height: 10px; background-color: #f0e68c;"></div>
Overvotes	0		
Undervotes	6		

REP Member of State Senate 6th Legislative District

Vote For 1

	TOTAL	VOTE %	
NO PETITION FILED	0	0.00%	<div style="width: 0%; height: 10px; background-color: #d3d3d3;"></div>
Write-In Totals	3	100.00%	<div style="width: 100%; height: 10px; background-color: #f0e68c;"></div>
Total Votes Cast	3	100.00%	<div style="width: 100%; height: 10px; background-color: #f0e68c;"></div>
Overvotes	0		
Undervotes	27		

REP Members of the General Assembly 6th Legislative District

Vote For 2

	TOTAL	VOTE %	
Daniel M. Kenny	28	48.28%	<div style="width: 48.28%; height: 10px; background-color: #f0e68c;"></div>
Danielle M. Barry	28	48.28%	<div style="width: 48.28%; height: 10px; background-color: #f0e68c;"></div>
Write-In Totals	2	3.45%	<div style="width: 3.45%; height: 10px; background-color: #f0e68c;"></div>
Total Votes Cast	58	100.00%	<div style="width: 100%; height: 10px; background-color: #f0e68c;"></div>
Overvotes	0		
Undervotes	2		

Cherry Hill District 40

REP Members of the Board of County Commissioners

Vote For 2

	TOTAL	VOTE %	
Jason Fanning	29	50.00%	<div style="width: 50%;"><div style="width: 50%;"></div></div>
Norman C. Rebel Jr.	28	48.28%	<div style="width: 48.28%;"><div style="width: 48.28%;"></div></div>
Write-In Totals	1	1.72%	<div style="width: 1.72%;"><div style="width: 1.72%;"></div></div>
Total Votes Cast	58	100.00%	<div style="width: 100%;"><div style="width: 100%;"></div></div>
Overvotes	0		
Undervotes	2		

REP Mayor Cherry Hill Township

Vote For 1

	TOTAL	VOTE %	
Nicole A. Nance	30	100.00%	<div style="width: 100%;"><div style="width: 100%;"></div></div>
Write-In Totals	0	0.00%	<div style="width: 0%;"><div style="width: 0%;"></div></div>
Total Votes Cast	30	100.00%	<div style="width: 100%;"><div style="width: 100%;"></div></div>
Overvotes	0		
Undervotes	0		

REP Members of Council Cherry Hill Township




Vote For 3

	TOTAL	VOTE %	
David Lodge	28	32.18%	<div style="width: 32.18%;"><div style="width: 32.18%;"></div></div>
Diane C. Carr	29	33.33%	<div style="width: 33.33%;"><div style="width: 33.33%;"></div></div>
Rossana Parsons	29	33.33%	<div style="width: 33.33%;"><div style="width: 33.33%;"></div></div>
Write-In Totals	1	1.15%	<div style="width: 1.15%;"><div style="width: 1.15%;"></div></div>
Total Votes Cast	87	100.00%	<div style="width: 100%;"><div style="width: 100%;"></div></div>
Overvotes	0		
Undervotes	3		





Cherry Hill District 41 Suppressed

Statistics	TOTAL
Registered Voters - Total	1,036
Registered Voters - NONPARTISAN	403
Registered Voters - DEMOCRAT	457
Registered Voters - REPUBLICAN	176
Ballots Cast - Total	118
Ballots Cast - NONPARTISAN	0
Ballots Cast - DEMOCRAT	104
Ballots Cast - REPUBLICAN	14
Ballots Cast - Blank	0
Voter Turnout - Total	11.39%
Voter Turnout - NONPARTISAN	0.00%
Voter Turnout - DEMOCRAT	22.76%
Voter Turnout - REPUBLICAN	7.95%







DEM Member of State Senate 6th Legislative District Vote For 1

	TOTAL	VOTE %	
James Beach	99	100.00%	
Write-In Totals	0	0.00%	
Total Votes Cast	99	100.00%	
Overvotes	0		
Undervotes	5		

DEM Members of the General Assembly 6th Legislative District Vote For 2

	TOTAL	VOTE %	
Louis D. Greenwald	93	49.73%	
Pamela R. Lampitt	94	50.27%	
Write-In Totals	0	0.00%	
Total Votes Cast	187	100.00%	
Overvotes	0		
Undervotes	21		

DEM Members of the Board of County Commissioners Vote For 2

	TOTAL	VOTE %	
Kate Delany	34	17.35%	
Samuel E. Sweet	21	10.71%	
Louis Cappelli Jr.	73	37.24%	
Jonathan L. Young Sr.	68	34.69%	
Write-In Totals	0	0.00%	
Total Votes Cast	196	100.00%	
Overvotes	4		
Undervotes	8		

Cherry Hill District 41 Suppressed

DEM Mayor Cherry Hill Township

Vote For 1

	TOTAL	VOTE %	
David Fleisher	85	98.84%	<div style="width: 98.84%; background-color: #f0e68c;"></div>
Write-In Totals	1	1.16%	<div style="width: 1.16%; background-color: #d3d3d3;"></div>
Total Votes Cast	86	100.00%	<div style="width: 100%; background-color: #f0e68c;"></div>
Overvotes	0		
Undervotes	18		

DEM Members of Council Cherry Hill Township

Vote For 3

	TOTAL	VOTE %	
Michele Golkow	86	33.46%	<div style="width: 33.46%; background-color: #f0e68c;"></div>
Brian Bauerle	78	30.35%	<div style="width: 30.35%; background-color: #f0e68c;"></div>
Jennifer Apell	92	35.80%	<div style="width: 35.80%; background-color: #f0e68c;"></div>
Write-In Totals	1	0.39%	<div style="width: 0.39%; background-color: #d3d3d3;"></div>
Total Votes Cast	257	100.00%	<div style="width: 100%; background-color: #f0e68c;"></div>
Overvotes	0		
Undervotes	55		

DEM Members of County Committee Cherry Hill Township

Vote For 1

	TOTAL	VOTE %	
SJ Prog Dems	26	28.26%	<div style="width: 28.26%; background-color: #f0e68c;"></div>
Cam Co Dem Comm Inc	66	71.74%	<div style="width: 71.74%; background-color: #f0e68c;"></div>
Total Votes Cast	92	100.00%	<div style="width: 100%; background-color: #f0e68c;"></div>
Overvotes	3		
Undervotes	9		

REP Member of State Senate 6th Legislative District

Vote For 1

	TOTAL	VOTE %	
NO PETITION FILED			
Write-In Totals			
Total Votes Cast			
Overvotes			
Undervotes			

REP Members of the General Assembly 6th Legislative District

Vote For 2

	TOTAL	VOTE %	
Daniel M. Kenny			
Danielle M. Barry			
Write-In Totals			
Total Votes Cast			
Overvotes			
Undervotes			

Cherry Hill District 41 Suppressed

REP Members of the Board of County Commissioners

Vote For 2

	TOTAL	VOTE %
Jason Fanning		
Norman C. Rebel Jr.		
Write-In Totals		
Total Votes Cast		
Overvotes		
Undervotes		

REP Mayor Cherry Hill Township

Vote For 1

	TOTAL	VOTE %
Nicole A. Nance		
Write-In Totals		
Total Votes Cast		
Overvotes		
Undervotes		

REP Members of Council Cherry Hill Township




Vote For 3

	TOTAL	VOTE %
David Lodge		
Diane C. Carr		
Rossana Parsons		
Write-In Totals		
Total Votes Cast		
Overvotes		
Undervotes		





Cherry Hill District 42

Statistics	TOTAL
Registered Voters - Total	768
Registered Voters - NONPARTISAN	263
Registered Voters - DEMOCRAT	341
Registered Voters - REPUBLICAN	164
Ballots Cast - Total	109
Ballots Cast - NONPARTISAN	0
Ballots Cast - DEMOCRAT	90
Ballots Cast - REPUBLICAN	19
Ballots Cast - Blank	0
Voter Turnout - Total	14.19%
Voter Turnout - NONPARTISAN	0.00%
Voter Turnout - DEMOCRAT	26.39%
Voter Turnout - REPUBLICAN	11.59%







DEM Member of State Senate 6th Legislative District Vote For 1

	TOTAL	VOTE %	
James Beach	83	100.00%	
Write-In Totals	0	0.00%	
Total Votes Cast	83	100.00%	
Overvotes	0		
Undervotes	7		

DEM Members of the General Assembly 6th Legislative District Vote For 2

	TOTAL	VOTE %	
Louis D. Greenwald	85	50.30%	
Pamela R. Lampitt	84	49.70%	
Write-In Totals	0	0.00%	
Total Votes Cast	169	100.00%	
Overvotes	0		
Undervotes	11		

DEM Members of the Board of County Commissioners Vote For 2

	TOTAL	VOTE %	
Kate Delany	21	11.93%	
Samuel E. Sweet	20	11.36%	
Louis Cappelli Jr.	72	40.91%	
Jonathan L. Young Sr.	63	35.80%	
Write-In Totals	0	0.00%	
Total Votes Cast	176	100.00%	
Overvotes	2		
Undervotes	2		

Cherry Hill District 42

DEM Mayor Cherry Hill Township

Vote For 1

	TOTAL	VOTE %	
David Fleisher	83	100.00%	<div style="width: 100%; height: 10px; background-color: #ffc107;"></div>
Write-In Totals	0	0.00%	<div style="width: 0%; height: 10px; background-color: #6c757d;"></div>
Total Votes Cast	83	100.00%	<div style="width: 100%; height: 10px; background-color: #ffc107;"></div>
Overvotes	0		
Undervotes	7		

DEM Members of Council Cherry Hill Township

Vote For 3

	TOTAL	VOTE %	
Michele Golkow	80	32.79%	<div style="width: 32.79%; height: 10px; background-color: #ffc107;"></div>
Brian Bauerle	80	32.79%	<div style="width: 32.79%; height: 10px; background-color: #ffc107;"></div>
Jennifer Apell	84	34.43%	<div style="width: 34.43%; height: 10px; background-color: #ffc107;"></div>
Write-In Totals	0	0.00%	<div style="width: 0%; height: 10px; background-color: #6c757d;"></div>
Total Votes Cast	244	100.00%	<div style="width: 100%; height: 10px; background-color: #ffc107;"></div>
Overvotes	0		
Undervotes	26		

DEM Members of County Committee Cherry Hill Township

Vote For 1

	TOTAL	VOTE %	
SJ Prog Dems	21	24.71%	<div style="width: 24.71%; height: 10px; background-color: #ffc107;"></div>
Cam Co Dem Comm Inc	64	75.29%	<div style="width: 75.29%; height: 10px; background-color: #ffc107;"></div>
Total Votes Cast	85	100.00%	<div style="width: 100%; height: 10px; background-color: #ffc107;"></div>
Overvotes	0		
Undervotes	5		

REP Member of State Senate 6th Legislative District

Vote For 1

	TOTAL	VOTE %	
NO PETITION FILED	0		
Write-In Totals	0		
Total Votes Cast	0		
Overvotes	0		
Undervotes	19		

REP Members of the General Assembly 6th Legislative District

Vote For 2

	TOTAL	VOTE %	
Daniel M. Kenny	19	50.00%	<div style="width: 50.00%; height: 10px; background-color: #ffc107;"></div>
Danielle M. Barry	19	50.00%	<div style="width: 50.00%; height: 10px; background-color: #ffc107;"></div>
Write-In Totals	0	0.00%	<div style="width: 0.00%; height: 10px; background-color: #6c757d;"></div>
Total Votes Cast	38	100.00%	<div style="width: 100.00%; height: 10px; background-color: #ffc107;"></div>
Overvotes	0		
Undervotes	0		

Cherry Hill District 42

REP Members of the Board of County Commissioners

Vote For 2

	TOTAL	VOTE %	
Jason Fanning	19	50.00%	<div style="width: 50%;"><div style="width: 50%; background-color: #f0e68c;"></div></div>
Norman C. Rebel Jr.	19	50.00%	<div style="width: 50%;"><div style="width: 50%; background-color: #f0e68c;"></div></div>
Write-In Totals	0	0.00%	<div style="width: 0%;"><div style="width: 0%; background-color: #f0e68c;"></div></div>
Total Votes Cast	38	100.00%	<div style="width: 100%;"><div style="width: 100%; background-color: #f0e68c;"></div></div>
Overvotes	0		
Undervotes	0		

REP Mayor Cherry Hill Township

Vote For 1

	TOTAL	VOTE %	
Nicole A. Nance	19	100.00%	<div style="width: 100%;"><div style="width: 100%; background-color: #f0e68c;"></div></div>
Write-In Totals	0	0.00%	<div style="width: 0%;"><div style="width: 0%; background-color: #f0e68c;"></div></div>
Total Votes Cast	19	100.00%	<div style="width: 100%;"><div style="width: 100%; background-color: #f0e68c;"></div></div>
Overvotes	0		
Undervotes	0		

REP Members of Council Cherry Hill Township

Vote For 3

	TOTAL	VOTE %	
David Lodge	19	33.33%	<div style="width: 33.33%;"><div style="width: 33.33%; background-color: #f0e68c;"></div></div>
Diane C. Carr	19	33.33%	<div style="width: 33.33%;"><div style="width: 33.33%; background-color: #f0e68c;"></div></div>
Rossana Parsons	19	33.33%	<div style="width: 33.33%;"><div style="width: 33.33%; background-color: #f0e68c;"></div></div>
Write-In Totals	0	0.00%	<div style="width: 0%;"><div style="width: 0%; background-color: #f0e68c;"></div></div>
Total Votes Cast	57	100.00%	<div style="width: 100%;"><div style="width: 100%; background-color: #f0e68c;"></div></div>
Overvotes	0		
Undervotes	0		

Cherry Hill District 43

Statistics	TOTAL
Registered Voters - Total	965
Registered Voters - NONPARTISAN	330
Registered Voters - DEMOCRAT	440
Registered Voters - REPUBLICAN	195
Ballots Cast - Total	153
Ballots Cast - NONPARTISAN	0
Ballots Cast - DEMOCRAT	118
Ballots Cast - REPUBLICAN	35
Ballots Cast - Blank	0
Voter Turnout - Total	15.85%
Voter Turnout - NONPARTISAN	0.00%
Voter Turnout - DEMOCRAT	26.82%
Voter Turnout - REPUBLICAN	17.95%

DEM Member of State Senate 6th Legislative District Vote For 1

	TOTAL	VOTE %	
James Beach	109	100.00%	<div style="width: 100%; height: 10px; background-color: #f0e68c;"></div>
Write-In Totals	0	0.00%	<div style="width: 0%; height: 10px; background-color: #d3d3d3;"></div>
Total Votes Cast	109	100.00%	<div style="width: 100%; height: 10px; background-color: #f0e68c;"></div>
Overvotes	0		
Undervotes	9		

DEM Members of the General Assembly 6th Legislative District Vote For 2

	TOTAL	VOTE %	
Louis D. Greenwald	110	51.16%	<div style="width: 51.16%; height: 10px; background-color: #f0e68c;"></div>
Pamela R. Lampitt	105	48.84%	<div style="width: 48.84%; height: 10px; background-color: #d3d3d3;"></div>
Write-In Totals	0	0.00%	<div style="width: 0%; height: 10px; background-color: #d3d3d3;"></div>
Total Votes Cast	215	100.00%	<div style="width: 100%; height: 10px; background-color: #f0e68c;"></div>
Overvotes	0		
Undervotes	21		

DEM Members of the Board of County Commissioners Vote For 2

	TOTAL	VOTE %	
Kate Delany	32	14.35%	<div style="width: 14.35%; height: 10px; background-color: #f0e68c;"></div>
Samuel E. Sweet	28	12.56%	<div style="width: 12.56%; height: 10px; background-color: #d3d3d3;"></div>
Louis Cappelli Jr.	83	37.22%	<div style="width: 37.22%; height: 10px; background-color: #f0e68c;"></div>
Jonathan L. Young Sr.	80	35.87%	<div style="width: 35.87%; height: 10px; background-color: #d3d3d3;"></div>
Write-In Totals	0	0.00%	<div style="width: 0%; height: 10px; background-color: #d3d3d3;"></div>
Total Votes Cast	223	100.00%	<div style="width: 100%; height: 10px; background-color: #f0e68c;"></div>
Overvotes	4		
Undervotes	9		

Cherry Hill District 43

DEM Mayor Cherry Hill Township

Vote For 1

	TOTAL	VOTE %	
David Fleisher	104	100.00%	<div style="width: 100%; height: 10px; background-color: #ffc107;"></div>
Write-In Totals	0	0.00%	<div style="width: 0%; height: 10px; background-color: #6c757d;"></div>
Total Votes Cast	104	100.00%	<div style="width: 100%; height: 10px; background-color: #ffc107;"></div>
Overvotes	0		
Undervotes	14		

DEM Members of Council Cherry Hill Township

Vote For 3

	TOTAL	VOTE %	
Michele Golkow	102	33.12%	<div style="width: 33.12%; height: 10px; background-color: #ffc107;"></div>
Brian Bauerle	102	33.12%	<div style="width: 33.12%; height: 10px; background-color: #ffc107;"></div>
Jennifer Apell	104	33.77%	<div style="width: 33.77%; height: 10px; background-color: #ffc107;"></div>
Write-In Totals	0	0.00%	<div style="width: 0%; height: 10px; background-color: #6c757d;"></div>
Total Votes Cast	308	100.00%	<div style="width: 100%; height: 10px; background-color: #ffc107;"></div>
Overvotes	0		
Undervotes	46		

DEM Members of County Committee Cherry Hill Township

Vote For 1

	TOTAL	VOTE %	
SJ Prog Dems	26	23.85%	<div style="width: 23.85%; height: 10px; background-color: #ffc107;"></div>
Cam Co Dem Comm Inc	83	76.15%	<div style="width: 76.15%; height: 10px; background-color: #ffc107;"></div>
Total Votes Cast	109	100.00%	<div style="width: 100%; height: 10px; background-color: #ffc107;"></div>
Overvotes	3		
Undervotes	6		

REP Member of State Senate 6th Legislative District

Vote For 1

	TOTAL	VOTE %	
NO PETITION FILED	0		
Write-In Totals	0		
Total Votes Cast	0		
Overvotes	0		
Undervotes	35		

REP Members of the General Assembly 6th Legislative District

Vote For 2

	TOTAL	VOTE %	
Daniel M. Kenny	35	50.72%	<div style="width: 50.72%; height: 10px; background-color: #ffc107;"></div>
Danielle M. Barry	34	49.28%	<div style="width: 49.28%; height: 10px; background-color: #ffc107;"></div>
Write-In Totals	0	0.00%	<div style="width: 0%; height: 10px; background-color: #6c757d;"></div>
Total Votes Cast	69	100.00%	<div style="width: 100%; height: 10px; background-color: #ffc107;"></div>
Overvotes	0		
Undervotes	1		

Cherry Hill District 43

REP Members of the Board of County Commissioners

Vote For 2

	TOTAL	VOTE %	
Jason Fanning	33	49.25%	<div style="width: 49.25%;"><div style="width: 49.25%;"></div></div>
Norman C. Rebel Jr.	34	50.75%	<div style="width: 50.75%;"><div style="width: 50.75%;"></div></div>
Write-In Totals	0	0.00%	<div style="width: 0%;"><div style="width: 0%;"></div></div>
Total Votes Cast	67	100.00%	<div style="width: 100%;"><div style="width: 100%;"></div></div>
Overvotes	0		
Undervotes	3		

REP Mayor Cherry Hill Township

Vote For 1

	TOTAL	VOTE %	
Nicole A. Nance	34	100.00%	<div style="width: 100%;"><div style="width: 100%;"></div></div>
Write-In Totals	0	0.00%	<div style="width: 0%;"><div style="width: 0%;"></div></div>
Total Votes Cast	34	100.00%	<div style="width: 100%;"><div style="width: 100%;"></div></div>
Overvotes	0		
Undervotes	1		

REP Members of Council Cherry Hill Township




Vote For 3

	TOTAL	VOTE %	
David Lodge	34	33.33%	<div style="width: 33.33%;"><div style="width: 33.33%;"></div></div>
Diane C. Carr	34	33.33%	<div style="width: 33.33%;"><div style="width: 33.33%;"></div></div>
Rossana Parsons	34	33.33%	<div style="width: 33.33%;"><div style="width: 33.33%;"></div></div>
Write-In Totals	0	0.00%	<div style="width: 0%;"><div style="width: 0%;"></div></div>
Total Votes Cast	102	100.00%	<div style="width: 100%;"><div style="width: 100%;"></div></div>
Overvotes	0		
Undervotes	3		





Cherry Hill District 44

Statistics	TOTAL
Registered Voters - Total	1,506
Registered Voters - NONPARTISAN	567
Registered Voters - DEMOCRAT	692
Registered Voters - REPUBLICAN	247
Ballots Cast - Total	186
Ballots Cast - NONPARTISAN	0
Ballots Cast - DEMOCRAT	159
Ballots Cast - REPUBLICAN	27
Ballots Cast - Blank	0
Voter Turnout - Total	12.35%
Voter Turnout - NONPARTISAN	0.00%
Voter Turnout - DEMOCRAT	22.98%
Voter Turnout - REPUBLICAN	10.93%







DEM Member of State Senate 6th Legislative District Vote For 1

	TOTAL	VOTE %	
James Beach	145	100.00%	
Write-In Totals	0	0.00%	
Total Votes Cast	145	100.00%	
Overvotes	0		
Undervotes	14		

DEM Members of the General Assembly 6th Legislative District Vote For 2

	TOTAL	VOTE %	
Louis D. Greenwald	142	50.35%	
Pamela R. Lampitt	140	49.65%	
Write-In Totals	0	0.00%	
Total Votes Cast	282	100.00%	
Overvotes	0		
Undervotes	36		




DEM Members of the Board of County Commissioners Vote For 2

	TOTAL	VOTE %	
Kate Delany	34	12.32%	
Samuel E. Sweet	24	8.70%	
Louis Cappelli Jr.	113	40.94%	
Jonathan L. Young Sr.	105	38.04%	
Write-In Totals	0	0.00%	
Total Votes Cast	276	100.00%	
Overvotes	18		
Undervotes	24		

Cherry Hill District 44






DEM Mayor Cherry Hill Township

Vote For 1

	TOTAL	VOTE %	
David Fleisher	146	99.32%	
Write-In Totals	1	0.68%	
Total Votes Cast	147	100.00%	
Overvotes	0		
Undervotes	12		




DEM Members of Council Cherry Hill Township

Vote For 3

	TOTAL	VOTE %	
Michele Golkow	145	33.80%	
Brian Bauerle	139	32.40%	
Jennifer Apell	145	33.80%	
Write-In Totals	0	0.00%	
Total Votes Cast	429	100.00%	
Overvotes	0		
Undervotes	48		

DEM Members of County Committee Cherry Hill Township

Vote For 1

	TOTAL	VOTE %	
SJ Prog Dems	26	19.70%	
Cam Co Dem Comm Inc	106	80.30%	
Total Votes Cast	132	100.00%	
Overvotes	8		
Undervotes	19		





REP Member of State Senate 6th Legislative District

Vote For 1

	TOTAL	VOTE %	
NO PETITION FILED	0		
Write-In Totals	0		
Total Votes Cast	0		
Overvotes	0		
Undervotes	27		

REP Members of the General Assembly 6th Legislative District

Vote For 2

	TOTAL	VOTE %	
Daniel M. Kenny	27	50.94%	
Danielle M. Barry	26	49.06%	
Write-In Totals	0	0.00%	
Total Votes Cast	53	100.00%	
Overvotes	0		
Undervotes	1		

Cherry Hill District 44

REP Members of the Board of County Commissioners

Vote For 2

	TOTAL	VOTE %	
Jason Fanning	27	50.00%	<div style="width: 50%;"><div style="width: 50%; background-color: #f0e68c;"></div></div>
Norman C. Rebel Jr.	27	50.00%	<div style="width: 50%;"><div style="width: 50%; background-color: #f0e68c;"></div></div>
Write-In Totals	0	0.00%	<div style="width: 0%;"><div style="width: 0%; background-color: #f0e68c;"></div></div>
Total Votes Cast	54	100.00%	<div style="width: 100%;"><div style="width: 100%; background-color: #f0e68c;"></div></div>
Overvotes	0		
Undervotes	0		

REP Mayor Cherry Hill Township

Vote For 1

	TOTAL	VOTE %	
Nicole A. Nance	27	100.00%	<div style="width: 100%;"><div style="width: 100%; background-color: #f0e68c;"></div></div>
Write-In Totals	0	0.00%	<div style="width: 0%;"><div style="width: 0%; background-color: #f0e68c;"></div></div>
Total Votes Cast	27	100.00%	<div style="width: 100%;"><div style="width: 100%; background-color: #f0e68c;"></div></div>
Overvotes	0		
Undervotes	0		

REP Members of Council Cherry Hill Township




Vote For 3

	TOTAL	VOTE %	
David Lodge	27	33.33%	<div style="width: 33.33%;"><div style="width: 33.33%; background-color: #f0e68c;"></div></div>
Diane C. Carr	27	33.33%	<div style="width: 33.33%;"><div style="width: 33.33%; background-color: #f0e68c;"></div></div>
Rossana Parsons	27	33.33%	<div style="width: 33.33%;"><div style="width: 33.33%; background-color: #f0e68c;"></div></div>
Write-In Totals	0	0.00%	<div style="width: 0%;"><div style="width: 0%; background-color: #f0e68c;"></div></div>
Total Votes Cast	81	100.00%	<div style="width: 100%;"><div style="width: 100%; background-color: #f0e68c;"></div></div>
Overvotes	0		
Undervotes	0		





Cherry Hill District 45

Statistics	TOTAL
Registered Voters - Total	2,038
Registered Voters - NONPARTISAN	657
Registered Voters - DEMOCRAT	1,029
Registered Voters - REPUBLICAN	352
Ballots Cast - Total	293
Ballots Cast - NONPARTISAN	0
Ballots Cast - DEMOCRAT	251
Ballots Cast - REPUBLICAN	42
Ballots Cast - Blank	0
Voter Turnout - Total	14.38%
Voter Turnout - NONPARTISAN	0.00%
Voter Turnout - DEMOCRAT	24.39%
Voter Turnout - REPUBLICAN	11.93%







DEM Member of State Senate 6th Legislative District Vote For 1

	TOTAL	VOTE %	
James Beach	226	99.12%	
Write-In Totals	2	0.88%	
Total Votes Cast	228	100.00%	
Overvotes	0		
Undervotes	23		

DEM Members of the General Assembly 6th Legislative District Vote For 2

	TOTAL	VOTE %	
Louis D. Greenwald	229	50.44%	
Pamela R. Lampitt	223	49.12%	
Write-In Totals	2	0.44%	
Total Votes Cast	454	100.00%	
Overvotes	0		
Undervotes	48		

DEM Members of the Board of County Commissioners Vote For 2

	TOTAL	VOTE %	
Kate Delany	76	16.52%	
Samuel E. Sweet	60	13.04%	
Louis Cappelli Jr.	164	35.65%	
Jonathan L. Young Sr.	158	34.35%	
Write-In Totals	2	0.43%	
Total Votes Cast	460	100.00%	
Overvotes	24		
Undervotes	18		

Cherry Hill District 45

DEM Mayor Cherry Hill Township

Vote For 1

	TOTAL	VOTE %	
David Fleisher	218	99.54%	<div style="width: 99.54%;"><div style="width: 99.54%;"></div></div>
Write-In Totals	1	0.46%	<div style="width: 0.46%;"><div style="width: 0.46%;"></div></div>
Total Votes Cast	219	100.00%	<div style="width: 100.00%;"><div style="width: 100.00%;"></div></div>
Overvotes	0		
Undervotes	32		

DEM Members of Council Cherry Hill Township

Vote For 3

	TOTAL	VOTE %	
Michele Golkow	211	33.44%	<div style="width: 33.44%;"><div style="width: 33.44%;"></div></div>
Brian Bauerle	206	32.65%	<div style="width: 32.65%;"><div style="width: 32.65%;"></div></div>
Jennifer Apell	211	33.44%	<div style="width: 33.44%;"><div style="width: 33.44%;"></div></div>
Write-In Totals	3	0.48%	<div style="width: 0.48%;"><div style="width: 0.48%;"></div></div>
Total Votes Cast	631	100.00%	<div style="width: 100.00%;"><div style="width: 100.00%;"></div></div>
Overvotes	0		
Undervotes	122		

DEM Members of County Committee Cherry Hill Township

Vote For 1

	TOTAL	VOTE %	
SJ Prog Dems	52	24.07%	<div style="width: 24.07%;"><div style="width: 24.07%;"></div></div>
Cam Co Dem Comm Inc	164	75.93%	<div style="width: 75.93%;"><div style="width: 75.93%;"></div></div>
Total Votes Cast	216	100.00%	<div style="width: 100.00%;"><div style="width: 100.00%;"></div></div>
Overvotes	10		
Undervotes	25		

REP Member of State Senate 6th Legislative District

Vote For 1

	TOTAL	VOTE %	
NO PETITION FILED	0	0.00%	<div style="width: 0.00%;"><div style="width: 0.00%;"></div></div>
Write-In Totals	5	100.00%	<div style="width: 100.00%;"><div style="width: 100.00%;"></div></div>
Total Votes Cast	5	100.00%	<div style="width: 100.00%;"><div style="width: 100.00%;"></div></div>
Overvotes	0		
Undervotes	37		

REP Members of the General Assembly 6th Legislative District

Vote For 2

	TOTAL	VOTE %	
Daniel M. Kenny	42	50.00%	<div style="width: 50.00%;"><div style="width: 50.00%;"></div></div>
Danielle M. Barry	42	50.00%	<div style="width: 50.00%;"><div style="width: 50.00%;"></div></div>
Write-In Totals	0	0.00%	<div style="width: 0.00%;"><div style="width: 0.00%;"></div></div>
Total Votes Cast	84	100.00%	<div style="width: 100.00%;"><div style="width: 100.00%;"></div></div>
Overvotes	0		
Undervotes	0		

Cherry Hill District 45

REP Members of the Board of County Commissioners

Vote For 2

	TOTAL	VOTE %	
Jason Fanning	42	50.60%	<div style="width: 50.60%;"><div style="width: 50.60%;"></div></div>
Norman C. Rebel Jr.	41	49.40%	<div style="width: 49.40%;"><div style="width: 49.40%;"></div></div>
Write-In Totals	0	0.00%	<div style="width: 0.00%;"><div style="width: 0.00%;"></div></div>
Total Votes Cast	83	100.00%	<div style="width: 100.00%;"><div style="width: 100.00%;"></div></div>
Overvotes	0		
Undervotes	1		

REP Mayor Cherry Hill Township

Vote For 1

	TOTAL	VOTE %	
Nicole A. Nance	41	100.00%	<div style="width: 100.00%;"><div style="width: 100.00%;"></div></div>
Write-In Totals	0	0.00%	<div style="width: 0.00%;"><div style="width: 0.00%;"></div></div>
Total Votes Cast	41	100.00%	<div style="width: 100.00%;"><div style="width: 100.00%;"></div></div>
Overvotes	0		
Undervotes	1		

REP Members of Council Cherry Hill Township

Vote For 3

	TOTAL	VOTE %	
David Lodge	42	33.87%	<div style="width: 33.87%;"><div style="width: 33.87%;"></div></div>
Diane C. Carr	41	33.06%	<div style="width: 33.06%;"><div style="width: 33.06%;"></div></div>
Rossana Parsons	41	33.06%	<div style="width: 33.06%;"><div style="width: 33.06%;"></div></div>
Write-In Totals	0	0.00%	<div style="width: 0.00%;"><div style="width: 0.00%;"></div></div>
Total Votes Cast	124	100.00%	<div style="width: 100.00%;"><div style="width: 100.00%;"></div></div>
Overvotes	0		
Undervotes	2		

Cherry Hill District 46

Statistics	TOTAL
Registered Voters - Total	1,214
Registered Voters - NONPARTISAN	402
Registered Voters - DEMOCRAT	558
Registered Voters - REPUBLICAN	254
Ballots Cast - Total	173
Ballots Cast - NONPARTISAN	0
Ballots Cast - DEMOCRAT	135
Ballots Cast - REPUBLICAN	38
Ballots Cast - Blank	1
Voter Turnout - Total	14.25%
Voter Turnout - NONPARTISAN	0.00%
Voter Turnout - DEMOCRAT	24.19%
Voter Turnout - REPUBLICAN	14.96%

DEM Member of State Senate 6th Legislative District Vote For 1

	TOTAL	VOTE %
James Beach	119	99.17%
Write-In Totals	1	0.83%
Total Votes Cast	120	100.00%
Overvotes	0	
Undervotes	15	

DEM Members of the General Assembly 6th Legislative District Vote For 2

	TOTAL	VOTE %
Louis D. Greenwald	125	51.44%
Pamela R. Lampitt	118	48.56%
Write-In Totals	0	0.00%
Total Votes Cast	243	100.00%
Overvotes	0	
Undervotes	27	

DEM Members of the Board of County Commissioners Vote For 2

	TOTAL	VOTE %
Kate Delany	22	9.95%
Samuel E. Sweet	15	6.79%
Louis Cappelli Jr.	96	43.44%
Jonathan L. Young Sr.	88	39.82%
Write-In Totals	0	0.00%
Total Votes Cast	221	100.00%
Overvotes	22	
Undervotes	27	

Cherry Hill District 46

DEM Mayor Cherry Hill Township

Vote For 1

	TOTAL	VOTE %	
David Fleisher	115	100.00%	<div style="width: 100%;"><div style="width: 100%;"></div></div>
Write-In Totals	0	0.00%	<div style="width: 0%;"></div>
Total Votes Cast	115	100.00%	<div style="width: 100%;"></div>
Overvotes	0		
Undervotes	20		

DEM Members of Council Cherry Hill Township

Vote For 3

	TOTAL	VOTE %	
Michele Golkow	117	33.91%	<div style="width: 33.91%;"><div style="width: 33.91%;"></div></div>
Brian Bauerle	107	31.01%	<div style="width: 31.01%;"><div style="width: 31.01%;"></div></div>
Jennifer Apell	120	34.78%	<div style="width: 34.78%;"><div style="width: 34.78%;"></div></div>
Write-In Totals	1	0.29%	<div style="width: 0.29%;"><div style="width: 0.29%;"></div></div>
Total Votes Cast	345	100.00%	<div style="width: 100%;"></div>
Overvotes	0		
Undervotes	60		

DEM Members of County Committee Cherry Hill Township

Vote For 1

	TOTAL	VOTE %	
SJ Prog Dems	22	19.82%	<div style="width: 19.82%;"><div style="width: 19.82%;"></div></div>
Cam Co Dem Comm Inc	89	80.18%	<div style="width: 80.18%;"><div style="width: 80.18%;"></div></div>
Total Votes Cast	111	100.00%	<div style="width: 100%;"></div>
Overvotes	5		
Undervotes	19		

REP Member of State Senate 6th Legislative District

Vote For 1

	TOTAL	VOTE %	
NO PETITION FILED	0		<div style="width: 0%;"></div>
Write-In Totals	0		<div style="width: 0%;"></div>
Total Votes Cast	0		<div style="width: 0%;"></div>
Overvotes	0		
Undervotes	38		

REP Members of the General Assembly 6th Legislative District





Vote For 2

	TOTAL	VOTE %	
Daniel M. Kenny	37	52.86%	<div style="width: 52.86%;"><div style="width: 52.86%;"></div></div>
Danielle M. Barry	33	47.14%	<div style="width: 47.14%;"><div style="width: 47.14%;"></div></div>
Write-In Totals	0	0.00%	<div style="width: 0%;"></div>
Total Votes Cast	70	100.00%	<div style="width: 100%;"></div>
Overvotes	0		
Undervotes	6		

Cherry Hill District 46




REP Members of the Board of County Commissioners

Vote For 2

	TOTAL	VOTE %	
Jason Fanning	37	53.62%	
Norman C. Rebel Jr.	32	46.38%	
Write-In Totals	0	0.00%	
Total Votes Cast	69	100.00%	
Overvotes	0		
Undervotes	7		






REP Mayor Cherry Hill Township

Vote For 1

	TOTAL	VOTE %	
Nicole A. Nance	37	100.00%	
Write-In Totals	0	0.00%	
Total Votes Cast	37	100.00%	
Overvotes	0		
Undervotes	1		

REP Members of Council Cherry Hill Township

Vote For 3

	TOTAL	VOTE %	
David Lodge	38	36.89%	
Diane C. Carr	32	31.07%	
Rossana Parsons	33	32.04%	
Write-In Totals	0	0.00%	
Total Votes Cast	103	100.00%	
Overvotes	0		
Undervotes	11		

Cherry Hill District 47

Statistics	TOTAL
Registered Voters - Total	1,407
Registered Voters - NONPARTISAN	467
Registered Voters - DEMOCRAT	733
Registered Voters - REPUBLICAN	207
Ballots Cast - Total	206
Ballots Cast - NONPARTISAN	0
Ballots Cast - DEMOCRAT	177
Ballots Cast - REPUBLICAN	29
Ballots Cast - Blank	0
Voter Turnout - Total	14.64%
Voter Turnout - NONPARTISAN	0.00%
Voter Turnout - DEMOCRAT	24.15%
Voter Turnout - REPUBLICAN	14.01%

DEM Member of State Senate 6th Legislative District Vote For 1

	TOTAL	VOTE %	
James Beach	167	100.00%	<div style="width: 100%; height: 10px; background-color: #ffc107;"></div>
Write-In Totals	0	0.00%	<div style="width: 0%; height: 10px; background-color: #6c757d;"></div>
Total Votes Cast	167	100.00%	<div style="width: 100%; height: 10px; background-color: #ffc107;"></div>
Overvotes	0		
Undervotes	10		

DEM Members of the General Assembly 6th Legislative District Vote For 2

	TOTAL	VOTE %	
Louis D. Greenwald	171	51.51%	<div style="width: 51.51%; height: 10px; background-color: #ffc107;"></div>
Pamela R. Lampitt	161	48.49%	<div style="width: 48.49%; height: 10px; background-color: #ffc107;"></div>
Write-In Totals	0	0.00%	<div style="width: 0%; height: 10px; background-color: #6c757d;"></div>
Total Votes Cast	332	100.00%	<div style="width: 100%; height: 10px; background-color: #ffc107;"></div>
Overvotes	0		
Undervotes	22		

DEM Members of the Board of County Commissioners Vote For 2

	TOTAL	VOTE %	
Kate Delany	45	13.93%	<div style="width: 13.93%; height: 10px; background-color: #ffc107;"></div>
Samuel E. Sweet	26	8.05%	<div style="width: 8.05%; height: 10px; background-color: #ffc107;"></div>
Louis Cappelli Jr.	134	41.49%	<div style="width: 41.49%; height: 10px; background-color: #ffc107;"></div>
Jonathan L. Young Sr.	118	36.53%	<div style="width: 36.53%; height: 10px; background-color: #ffc107;"></div>
Write-In Totals	0	0.00%	<div style="width: 0%; height: 10px; background-color: #6c757d;"></div>
Total Votes Cast	323	100.00%	<div style="width: 100%; height: 10px; background-color: #ffc107;"></div>
Overvotes	2		
Undervotes	29		

Cherry Hill District 47

DEM Mayor Cherry Hill Township

Vote For 1

	TOTAL	VOTE %	
David Fleisher	161	100.00%	<div style="width: 100%; height: 10px; background-color: #ffc107;"></div>
Write-In Totals	0	0.00%	<div style="width: 0%; height: 10px; background-color: #6c757d;"></div>
Total Votes Cast	161	100.00%	<div style="width: 100%; height: 10px; background-color: #ffc107;"></div>
Overvotes	0		
Undervotes	16		

DEM Members of Council Cherry Hill Township

Vote For 3

	TOTAL	VOTE %	
Michele Golkow	155	33.55%	<div style="width: 33.55%; height: 10px; background-color: #ffc107;"></div>
Brian Bauerle	148	32.03%	<div style="width: 32.03%; height: 10px; background-color: #ffc107;"></div>
Jennifer Apell	159	34.42%	<div style="width: 34.42%; height: 10px; background-color: #ffc107;"></div>
Write-In Totals	0	0.00%	<div style="width: 0%; height: 10px; background-color: #6c757d;"></div>
Total Votes Cast	462	100.00%	<div style="width: 100%; height: 10px; background-color: #ffc107;"></div>
Overvotes	0		
Undervotes	69		

DEM Members of County Committee Cherry Hill Township

Vote For 1

	TOTAL	VOTE %	
SJ Prog Dems	30	19.11%	<div style="width: 19.11%; height: 10px; background-color: #ffc107;"></div>
Cam Co Dem Comm Inc	127	80.89%	<div style="width: 80.89%; height: 10px; background-color: #ffc107;"></div>
Total Votes Cast	157	100.00%	<div style="width: 100%; height: 10px; background-color: #ffc107;"></div>
Overvotes	4		
Undervotes	16		

REP Member of State Senate 6th Legislative District

Vote For 1

	TOTAL	VOTE %	
NO PETITION FILED	0		
Write-In Totals	0		
Total Votes Cast	0		
Overvotes	0		
Undervotes	29		

REP Members of the General Assembly 6th Legislative District





Vote For 2

	TOTAL	VOTE %	
Daniel M. Kenny	29	51.79%	<div style="width: 51.79%; height: 10px; background-color: #ffc107;"></div>
Danielle M. Barry	27	48.21%	<div style="width: 48.21%; height: 10px; background-color: #ffc107;"></div>
Write-In Totals	0	0.00%	<div style="width: 0%; height: 10px; background-color: #6c757d;"></div>
Total Votes Cast	56	100.00%	<div style="width: 100%; height: 10px; background-color: #ffc107;"></div>
Overvotes	0		
Undervotes	2		

Cherry Hill District 47




REP Members of the Board of County Commissioners

Vote For 2

	TOTAL	VOTE %	
Jason Fanning	29	52.73%	
Norman C. Rebel Jr.	26	47.27%	
Write-In Totals	0	0.00%	
Total Votes Cast	55	100.00%	
Overvotes	0		
Undervotes	3		






REP Mayor Cherry Hill Township

Vote For 1

	TOTAL	VOTE %	
Nicole A. Nance	29	100.00%	
Write-In Totals	0	0.00%	
Total Votes Cast	29	100.00%	
Overvotes	0		
Undervotes	0		

REP Members of Council Cherry Hill Township




Vote For 3

	TOTAL	VOTE %	
David Lodge	29	33.72%	
Diane C. Carr	29	33.72%	
Rossana Parsons	28	32.56%	
Write-In Totals	0	0.00%	
Total Votes Cast	86	100.00%	
Overvotes	0		
Undervotes	1		





Cherry Hill District 48 Suppressed

Statistics	TOTAL
Registered Voters - Total	827
Registered Voters - NONPARTISAN	316
Registered Voters - DEMOCRAT	403
Registered Voters - REPUBLICAN	108
Ballots Cast - Total	71
Ballots Cast - NONPARTISAN	0
Ballots Cast - DEMOCRAT	58
Ballots Cast - REPUBLICAN	13
Ballots Cast - Blank	0
Voter Turnout - Total	8.59%
Voter Turnout - NONPARTISAN	0.00%
Voter Turnout - DEMOCRAT	14.39%
Voter Turnout - REPUBLICAN	12.04%







DEM Member of State Senate 6th Legislative District Vote For 1

	TOTAL	VOTE %	
James Beach	52	100.00%	
Write-In Totals	0	0.00%	
Total Votes Cast	52	100.00%	
Overvotes	0		
Undervotes	6		

DEM Members of the General Assembly 6th Legislative District Vote For 2

	TOTAL	VOTE %	
Louis D. Greenwald	52	50.98%	
Pamela R. Lampitt	50	49.02%	
Write-In Totals	0	0.00%	
Total Votes Cast	102	100.00%	
Overvotes	0		
Undervotes	14		

DEM Members of the Board of County Commissioners Vote For 2

	TOTAL	VOTE %	
Kate Delany	22	21.36%	
Samuel E. Sweet	15	14.56%	
Louis Cappelli Jr.	35	33.98%	
Jonathan L. Young Sr.	31	30.10%	
Write-In Totals	0	0.00%	
Total Votes Cast	103	100.00%	
Overvotes	8		
Undervotes	5		

Cherry Hill District 48 Suppressed

DEM Mayor Cherry Hill Township

Vote For 1

	TOTAL	VOTE %	
David Fleisher	51	100.00%	<div style="width: 100%; height: 10px; background-color: #f0e68c;"></div>
Write-In Totals	0	0.00%	<div style="width: 0%; height: 10px; background-color: #d3d3d3;"></div>
Total Votes Cast	51	100.00%	<div style="width: 100%; height: 10px; background-color: #f0e68c;"></div>
Overvotes	0		
Undervotes	7		

DEM Members of Council Cherry Hill Township

Vote For 3

	TOTAL	VOTE %	
Michele Golkow	49	33.79%	<div style="width: 33.79%; height: 10px; background-color: #f0e68c;"></div>
Brian Bauerle	48	33.10%	<div style="width: 33.10%; height: 10px; background-color: #f0e68c;"></div>
Jennifer Apell	48	33.10%	<div style="width: 33.10%; height: 10px; background-color: #f0e68c;"></div>
Write-In Totals	0	0.00%	<div style="width: 0%; height: 10px; background-color: #d3d3d3;"></div>
Total Votes Cast	145	100.00%	<div style="width: 100%; height: 10px; background-color: #f0e68c;"></div>
Overvotes	0		
Undervotes	29		

DEM Members of County Committee Cherry Hill Township

Vote For 1

	TOTAL	VOTE %	
SJ Prog Dems	20	40.00%	<div style="width: 40.00%; height: 10px; background-color: #f0e68c;"></div>
Cam Co Dem Comm Inc	30	60.00%	<div style="width: 60.00%; height: 10px; background-color: #f0e68c;"></div>
Total Votes Cast	50	100.00%	<div style="width: 100%; height: 10px; background-color: #f0e68c;"></div>
Overvotes	3		
Undervotes	5		

REP Member of State Senate 6th Legislative District

Vote For 1

	TOTAL	VOTE %	
NO PETITION FILED			
Write-In Totals			
Total Votes Cast			
Overvotes			
Undervotes			

REP Members of the General Assembly 6th Legislative District

Vote For 2

	TOTAL	VOTE %	
Daniel M. Kenny			
Danielle M. Barry			
Write-In Totals			
Total Votes Cast			
Overvotes			
Undervotes			

Cherry Hill District 48 Suppressed

REP Members of the Board of County Commissioners

Vote For 2

	TOTAL	VOTE %
Jason Fanning		
Norman C. Rebel Jr.		
Write-In Totals		
Total Votes Cast		
Overvotes		
Undervotes		

REP Mayor Cherry Hill Township

Vote For 1

	TOTAL	VOTE %
Nicole A. Nance		
Write-In Totals		
Total Votes Cast		
Overvotes		
Undervotes		

REP Members of Council Cherry Hill Township

Vote For 3

	TOTAL	VOTE %
David Lodge		
Diane C. Carr		
Rossana Parsons		
Write-In Totals		
Total Votes Cast		
Overvotes		
Undervotes		

Cherry Hill Provisionals

Statistics	TOTAL
Registered Voters - Total	0
Registered Voters - NONPARTISAN	0
Registered Voters - DEMOCRAT	0
Registered Voters - REPUBLICAN	0
Ballots Cast - Total	119
Ballots Cast - NONPARTISAN	0
Ballots Cast - DEMOCRAT	96
Ballots Cast - REPUBLICAN	23
Ballots Cast - Blank	0
Voter Turnout - Total	0.00%
Voter Turnout - NONPARTISAN	0.00%
Voter Turnout - DEMOCRAT	0.00%
Voter Turnout - REPUBLICAN	0.00%

DEM Member of State Senate 4th Legislative District Vote For 1

	TOTAL	VOTE %
Paul D. Moriarty	0	
Write-In Totals	0	
Total Votes Cast	0	
Overvotes	0	
Undervotes	0	

DEM Members of the General Assembly 4th Legislative District Vote For 2

	TOTAL	VOTE %
Dan Hutchison	0	
Cody D. Miller	0	
Write-In Totals	0	
Total Votes Cast	0	
Overvotes	0	
Undervotes	0	

DEM Member of State Senate 5th Legislative District Vote For 1

	TOTAL	VOTE %
Nilsa Cruz-Perez	0	
Write-In Totals	0	
Total Votes Cast	0	
Overvotes	0	
Undervotes	0	

Cherry Hill Provisionals

DEM Members of the General Assembly 5th Legislative District

Vote For 2

	TOTAL	VOTE %
William F. Moen Jr.	0	
William W. Spearman	0	
Write-In Totals	0	
Total Votes Cast	0	
Overvotes	0	
Undervotes	0	

DEM Member of State Senate 6th Legislative District

Vote For 1

	TOTAL	VOTE %
James Beach	86	100.00%
Write-In Totals	0	0.00%
Total Votes Cast	86	100.00%
Overvotes	0	
Undervotes	10	

DEM Members of the General Assembly 6th Legislative District

Vote For 2

	TOTAL	VOTE %
Louis D. Greenwald	87	50.58%
Pamela R. Lampitt	85	49.42%
Write-In Totals	0	0.00%
Total Votes Cast	172	100.00%
Overvotes	0	
Undervotes	20	

DEM Members of the Board of County Commissioners

Vote For 2

	TOTAL	VOTE %
Kate Delany	31	16.85%
Samuel E. Sweet	26	14.13%
Louis Cappelli Jr.	64	34.78%
Jonathan L. Young Sr.	63	34.24%
Write-In Totals	0	0.00%
Total Votes Cast	184	100.00%
Overvotes	0	
Undervotes	8	

Cherry Hill Provisionals

DEM Male Members of County Committee Audubon Borough

Vote For 5

	TOTAL	VOTE %
Robert Jakubowski	0	
John Ward	0	
David Alemi	0	
Jamie DiFrancesco	0	
William Wilson	0	
Write-In Totals	0	
Total Votes Cast	0	
Overvotes	0	
Undervotes	0	

DEM Female Members of County Committee Audubon Borough

Vote For 5

	TOTAL	VOTE %
Patricia Whalen	0	
Lauren Schiavo	0	
Joanne Prince	0	
Sonia Gryzewski	0	
Paula Ward	0	
Write-In Totals	0	
Total Votes Cast	0	
Overvotes	0	
Undervotes	0	

DEM Members of Council Audubon Park Borough

Vote For 2

	TOTAL	VOTE %
Judith DiPasquale	0	
Karen Lewis	0	
Write-In Totals	0	
Total Votes Cast	0	
Overvotes	0	
Undervotes	0	

DEM Male Member of County Committee Audubon Park Borough

Vote For 1

	TOTAL	VOTE %
Christopher Farley	0	
Write-In Totals	0	
Total Votes Cast	0	
Overvotes	0	
Undervotes	0	

Cherry Hill Provisionals

DEM Female Member of County Committee Audubon Park Borough

Vote For 1

	TOTAL	VOTE %
Patricia Farley	0	
Write-In Totals	0	
Total Votes Cast	0	
Overvotes	0	
Undervotes	0	

DEM Mayor Barrington Borough

Vote For 1

	TOTAL	VOTE %
Kyle Hanson	0	
Write-In Totals	0	
Total Votes Cast	0	
Overvotes	0	
Undervotes	0	

DEM Members of Council Barrington Borough

Vote For 2

	TOTAL	VOTE %
Vincent Cerrito	0	
Melanie Mercado	0	
Write-In Totals	0	
Total Votes Cast	0	
Overvotes	0	
Undervotes	0	

DEM Male Members of County Committee Barrington Borough

Vote For 4

	TOTAL	VOTE %
Robert Harris	0	
Shawn Ludwig	0	
Michael Beach	0	
Kyle Hanson	0	
Write-In Totals	0	
Total Votes Cast	0	
Overvotes	0	
Undervotes	0	

Cherry Hill Provisionals

DEM Female Members of County Committee Barrington Borough

Vote For 4

	TOTAL	VOTE %
Colleen Ferraro	0	
Alisha VanBernum	0	
Beth Cavallaro	0	
Jennifer Milligan	0	
Write-In Totals	0	
Total Votes Cast	0	
Overvotes	0	
Undervotes	0	

DEM Members of Council Bellmawr Borough

Vote For 2

	TOTAL	VOTE %
James F. D'Angelo	0	
Johann L. Fina	0	
Write-In Totals	0	
Total Votes Cast	0	
Overvotes	0	
Undervotes	0	

DEM Male Members of County Committee Bellmawr Borough

Vote For 6

	TOTAL	VOTE %
Raymond Staszak	0	
Frank Filipek JR.	0	
Louis DiAngelo	0	
John Straub	0	
Michael Kenny	0	
Eric Hoban	0	
Write-In Totals	0	
Total Votes Cast	0	
Overvotes	0	
Undervotes	0	

Cherry Hill Provisionals

DEM Female Members of County Committee Bellmawr Borough

Vote For 6

	TOTAL	VOTE %
Annamarie Stolfo	0	
Denise Sauter	0	
Lisa Young	0	
Jamie Giambanis	0	
Joyce Jones	0	
Danielle Hoban	0	
Write-In Totals	0	
Total Votes Cast	0	
Overvotes	0	
Undervotes	0	

DEM Mayor Berlin Borough

Vote For 1

	TOTAL	VOTE %
NO PETITION FILED	0	
Write-In Totals	0	
Total Votes Cast	0	
Overvotes	0	
Undervotes	0	

DEM Members of Council Berlin Borough

Vote For 2

	TOTAL	VOTE %
NO PETITION FILED	0	
NO PETITION FILED	0	
Write-In Totals	0	
Total Votes Cast	0	
Overvotes	0	
Undervotes	0	

DEM Male Members of County Committee Berlin Borough

Vote For 3

	TOTAL	VOTE %
Donald Craig	0	
John McPeak	0	
William Caruso	0	
Write-In Totals	0	
Total Votes Cast	0	
Overvotes	0	
Undervotes	0	

Cherry Hill Provisionals

DEM Female Members of County Committee Berlin Borough

Vote For 3

	TOTAL	VOTE %
Eileen Craig	0	
Chris Earle	0	
Mary Page	0	
Write-In Totals	0	
Total Votes Cast	0	
Overvotes	0	
Undervotes	0	

DEM Male Members of County Committee Berlin Township

Vote For 3

	TOTAL	VOTE %
Dante Magazzu	0	
Frank Epifanio	0	
Jack Turner	0	
Write-In Totals	0	
Total Votes Cast	0	
Overvotes	0	
Undervotes	0	

DEM Female Members of County Committee Berlin Township

Vote For 3

	TOTAL	VOTE %
Phyllis Jeffries Magazzu	0	
Lindsey Shellenberger	0	
Marion Bodanza	0	
Write-In Totals	0	
Total Votes Cast	0	
Overvotes	0	
Undervotes	0	

DEM Member of Council - Unexpired Term Brooklawn Borough

Vote For 1

	TOTAL	VOTE %
Stacey Ostrom	0	
Write-In Totals	0	
Total Votes Cast	0	
Overvotes	0	
Undervotes	0	

Cherry Hill Provisionals

DEM Members of Council Brooklawn Borough

Vote For 2

	TOTAL	VOTE %
Jerry D. Granstrom	0	
Michael Mevoli	0	
Jeffrey M. Haller	0	
Colin MacAdams	0	
Write-In Totals	0	
Total Votes Cast	0	
Overvotes	0	
Undervotes	0	

DEM Male Member of County Committee Brooklawn Borough

Vote For 1

	TOTAL	VOTE %
Kevin Everhart	0	
Write-In Totals	0	
Total Votes Cast	0	
Overvotes	0	
Undervotes	0	

DEM Female Member of County Committee Brooklawn Borough

Vote For 1

	TOTAL	VOTE %
Mary Mevoli	0	
Write-In Totals	0	
Total Votes Cast	0	
Overvotes	0	
Undervotes	0	

DEM Member of Council Camden City - Ward 1

Vote For 1

	TOTAL	VOTE %
Arthur Barclay	0	
Jose Javier Ramos	0	
Write-In Totals	0	
Total Votes Cast	0	
Overvotes	0	
Undervotes	0	

DEM Members of County Committee Camden City - Ward 1

Vote For 1

	TOTAL	VOTE %
Cam Co Dem Comm, Inc	0	
Total Votes Cast	0	
Overvotes	0	
Undervotes	0	

Cherry Hill Provisionals

DEM Member of Council Camden City - Ward 2

Vote For 1	TOTAL	VOTE %
Christopher Collins	0	
Theo Spencer	0	
Elton Custis	0	
Write-In Totals	0	
Total Votes Cast	0	
Overvotes	0	
Undervotes	0	

DEM Members of County Committee Camden City - Ward 2

Vote For 1	TOTAL	VOTE %
Cam Co Dem Comm, Inc.	0	
Total Votes Cast	0	
Overvotes	0	
Undervotes	0	

DEM Member of Council Camden City - Ward 3

Vote For 1	TOTAL	VOTE %
Falio Leyba-Martinez	0	
Marilyn Torres	0	
Write-In Totals	0	
Total Votes Cast	0	
Overvotes	0	
Undervotes	0	

DEM Members of County Committee Camden City - Ward 3

Vote For 1	TOTAL	VOTE %
Cam Co Dem Comm, Inc.	0	
Progressive Dem for Camden City	0	
Total Votes Cast	0	
Overvotes	0	
Undervotes	0	

DEM Member of Council Camden City - Ward 4

Vote For 1	TOTAL	VOTE %
Jannette Ramos	0	
Delbert Neal	0	
Write-In Totals	0	
Total Votes Cast	0	
Overvotes	0	
Undervotes	0	

Cherry Hill Provisionals

DEM Members of County Committee Camden City - Ward 4

Vote For 1

	TOTAL	VOTE %
Cam Co Dem Comm, Inc	0	
Total Votes Cast	0	
Overvotes	0	
Undervotes	0	

DEM Mayor Cherry Hill Township

Vote For 1

	TOTAL	VOTE %
David Fleisher	82	100.00%
Write-In Totals	0	0.00%
Total Votes Cast	82	100.00%
Overvotes	0	
Undervotes	14	

DEM Members of Council Cherry Hill Township

Vote For 3

	TOTAL	VOTE %
Michele Golkow	82	33.61%
Brian Bauerle	81	33.20%
Jennifer Apell	81	33.20%
Write-In Totals	0	0.00%
Total Votes Cast	244	100.00%
Overvotes	0	
Undervotes	44	

DEM Members of County Committee Cherry Hill Township

Vote For 1

	TOTAL	VOTE %
SJ Prog Dems	25	29.41%
Cam Co Dem Comm Inc	60	70.59%
Total Votes Cast	85	100.00%
Overvotes	1	
Undervotes	10	

DEM Mayor Chesilhurst Borough

Vote For 1

	TOTAL	VOTE %
Jamila A. Odom Bremmer	0	
Write-In Totals	0	
Total Votes Cast	0	
Overvotes	0	
Undervotes	0	

Cherry Hill Provisionals

DEM Members of Council Chesilhurst Borough

Vote For 2

	TOTAL	VOTE %
Antonia Plaza	0	
LaRhonda Pritchett	0	
Write-In Totals	0	
Total Votes Cast	0	
Overvotes	0	
Undervotes	0	

DEM Male Member of County Committee Chesilhurst Borough

Vote For 1

	TOTAL	VOTE %
Russell S. Hirn	0	
Write-In Totals	0	
Total Votes Cast	0	
Overvotes	0	
Undervotes	0	

DEM Female Member of County Committee Chesilhurst Borough

Vote For 1

	TOTAL	VOTE %
Jamila A. Odom Bremmer	0	
Write-In Totals	0	
Total Votes Cast	0	
Overvotes	0	
Undervotes	0	

DEM Mayor Clementon Borough

Vote For 1

	TOTAL	VOTE %
Thomas J. Weaver	0	
Write-In Totals	0	
Total Votes Cast	0	
Overvotes	0	
Undervotes	0	

DEM Members of Council Clementon Borough

Vote For 2

	TOTAL	VOTE %
Christine A. Nucera	0	
Jonathan M. Fisher	0	
Write-In Totals	0	
Total Votes Cast	0	
Overvotes	0	
Undervotes	0	

Cherry Hill Provisionals

DEM Male Members of County Committee Clementon Borough

Vote For 3

	TOTAL	VOTE %
Thomas J. Weaver	0	
Jonathan M. Fisher	0	
Christopher McKelvey	0	
Write-In Totals	0	
Total Votes Cast	0	
Overvotes	0	
Undervotes	0	

DEM Female Members of County Committee Clementon Borough

Vote For 3

	TOTAL	VOTE %
Christine A. Nucera	0	
Amanda McCourt	0	
Meghan Milano	0	
Write-In Totals	0	
Total Votes Cast	0	
Overvotes	0	
Undervotes	0	

DEM Members of County Committee Collingswood Borough

Vote For 1

	TOTAL	VOTE %
SJ Prog Dems	0	
Cam Co Dem Comm Inc	0	
Total Votes Cast	0	
Overvotes	0	
Undervotes	0	

DEM Mayor Gibbsboro Borough

Vote For 1

	TOTAL	VOTE %
NO PETITION FILED	0	
Write-In Totals	0	
Total Votes Cast	0	
Overvotes	0	
Undervotes	0	

Cherry Hill Provisionals

DEM Members of Council Gibbsboro Borough

Vote For 2

	TOTAL	VOTE %
NO PETITION FILED	0	
NO PETITION FILED	0	
Write-In Totals	0	
Total Votes Cast	0	
Overvotes	0	
Undervotes	0	

DEM Male Member of County Committee Gibbsboro Borough

Vote For 1

	TOTAL	VOTE %
Dan Keashen	0	
Write-In Totals	0	
Total Votes Cast	0	
Overvotes	0	
Undervotes	0	

DEM Female Member of County Committee Gibbsboro Borough

Vote For 1

	TOTAL	VOTE %
Hailey Collier	0	
Write-In Totals	0	
Total Votes Cast	0	
Overvotes	0	
Undervotes	0	

DEM Male Members of County Committee Gloucester City - Ward 1

Vote For 2

	TOTAL	VOTE %
Patrick R. Hagan	0	
Robert C. Booth	0	
Write-In Totals	0	
Total Votes Cast	0	
Overvotes	0	
Undervotes	0	

DEM Female Members of County Committee Gloucester City - Ward 1

Vote For 2

	TOTAL	VOTE %
Lisa Debus	0	
Roseann Michel	0	
Write-In Totals	0	
Total Votes Cast	0	
Overvotes	0	
Undervotes	0	

Cherry Hill Provisionals

DEM Male Members of County Committee Gloucester City - Ward 2

Vote For 2

	TOTAL	VOTE %
Theodore J. Howarth Jr.	0	
Michael Billingham	0	
Write-In Totals	0	
Total Votes Cast	0	
Overvotes	0	
Undervotes	0	

DEM Female Members of County Committee Gloucester City - Ward 2

Vote For 2

	TOTAL	VOTE %
Jennifer Evans	0	
Jenai Johnson	0	
Write-In Totals	0	
Total Votes Cast	0	
Overvotes	0	
Undervotes	0	

DEM Male Members of County Committee Gloucester City - Ward 3

Vote For 2

	TOTAL	VOTE %
Jay F. Brophy	0	
Todd Blaylock	0	
Write-In Totals	0	
Total Votes Cast	0	
Overvotes	0	
Undervotes	0	

DEM Female Members of County Committee Gloucester City - Ward 3

Vote For 2

	TOTAL	VOTE %
Mary DeFoney	0	
Carol Lynn Carey-Lee	0	
Write-In Totals	0	
Total Votes Cast	0	
Overvotes	0	
Undervotes	0	

Cherry Hill Provisionals

DEM Members of Council Gloucester Township

Vote For 4

	TOTAL	VOTE %
Orlando Mercado	0	
Michael Mignone	0	
Tara Lynn Walters	0	
James Joseph Nash III	0	
Write-In Totals	0	
Total Votes Cast	0	
Overvotes	0	
Undervotes	0	

DEM Members of County Committee Gloucester Township

Vote For 1

	TOTAL	VOTE %
Cam Co Dem Com Inc	0	
Total Votes Cast	0	
Overvotes	0	
Undervotes	0	

DEM Members of County Committee Haddon Township

Vote For 1

	TOTAL	VOTE %
Cam Co Dem Comm Inc	0	
Total Votes Cast	0	
Overvotes	0	
Undervotes	0	

DEM Male Members of County Committee Haddonfield Borough

Vote For 7

	TOTAL	VOTE %
Anthony Bezich	0	
Francis Gramkowski	0	
Eugene Lepore	0	
Jack Tarditi	0	
Scott Traynor	0	
Jeff Tirabassi	0	
Alessandro Siciliano	0	
Write-In Totals	0	
Total Votes Cast	0	
Overvotes	0	
Undervotes	0	

Cherry Hill Provisionals

DEM Female Members of County Committee Haddonfield Borough

Vote For 7

	TOTAL	VOTE %
Saba Aftab	0	
Susan Baltake	0	
Colleen Bianco Bezich	0	
Anne Walters	0	
Gladis Zambrana	0	
Anne Tirabassi	0	
Jessica Lucas	0	
Write-In Totals	0	
Total Votes Cast	0	
Overvotes	0	
Undervotes	0	

DEM Mayor Haddon Heights Borough

Vote For 1

	TOTAL	VOTE %
Zachary Houck	0	
Write-In Totals	0	
Total Votes Cast	0	
Overvotes	0	
Undervotes	0	

DEM Members of Council Haddon Heights Borough

Vote For 2

	TOTAL	VOTE %
Regina Philipps	0	
Trisha Egbert	0	
Write-In Totals	0	
Total Votes Cast	0	
Overvotes	0	
Undervotes	0	

DEM Male Members of County Committee Haddon Heights Borough

Vote For 4

	TOTAL	VOTE %
Tom Ottoson	0	
Zachary Houck	0	
Scott Schreiber	0	
Michael Madden	0	
Write-In Totals	0	
Total Votes Cast	0	
Overvotes	0	
Undervotes	0	

Cherry Hill Provisionals

DEM Female Members of County Committee Haddon Heights Borough

Vote For 4

	TOTAL	VOTE %
Marianne H. Cass	0	
Casey Orlando	0	
Regina Philipps	0	
Magdalene Johns	0	
Write-In Totals	0	
Total Votes Cast	0	
Overvotes	0	
Undervotes	0	

DEM Mayor Hi-Nella Borough

Vote For 1

	TOTAL	VOTE %
Michael J. Segeren	0	
Write-In Totals	0	
Total Votes Cast	0	
Overvotes	0	
Undervotes	0	

DEM Members of Council Hi-Nella Borough

Vote For 2

	TOTAL	VOTE %
Cindy McCoy	0	
NO PETITION FILED	0	
Write-In Totals	0	
Total Votes Cast	0	
Overvotes	0	
Undervotes	0	

DEM Male Member of County Committee Hi-Nella Borough

Vote For 1

	TOTAL	VOTE %
Gary Tomar	0	
Write-In Totals	0	
Total Votes Cast	0	
Overvotes	0	
Undervotes	0	

DEM Female Member of County Committee Hi-Nella Borough

Vote For 1

	TOTAL	VOTE %
Cindy McCoy	0	
Write-In Totals	0	
Total Votes Cast	0	
Overvotes	0	
Undervotes	0	

Cherry Hill Provisionals

DEM Mayor Laurel Springs Borough

Vote For 1

	TOTAL	VOTE %
Thomas A. Barbera	0	
Write-In Totals	0	
Total Votes Cast	0	
Overvotes	0	
Undervotes	0	

DEM Members of Council Laurel Springs Borough

Vote For 2

	TOTAL	VOTE %
Joseph A. Cruz	0	
NO PETITION FILED	0	
Write-In Totals	0	
Total Votes Cast	0	
Overvotes	0	
Undervotes	0	

DEM Male Member of County Committee Laurel Springs Borough

Vote For 1

	TOTAL	VOTE %
Thomas A. Barbera	0	
Write-In Totals	0	
Total Votes Cast	0	
Overvotes	0	
Undervotes	0	

DEM Female Member of County Committee Laurel Springs Borough

Vote For 1

	TOTAL	VOTE %
Marie V. Nasuti	0	
Write-In Totals	0	
Total Votes Cast	0	
Overvotes	0	
Undervotes	0	

DEM Members of Council Lawnside Borough

Vote For 2

	TOTAL	VOTE %
Rhonda R. Wardlow Hurley	0	
Eric J. Wilcox Sr.	0	
Write-In Totals	0	
Total Votes Cast	0	
Overvotes	0	
Undervotes	0	

Cherry Hill Provisionals

DEM Male Members of County Committee Lawnside Borough

Vote For 3

	TOTAL	VOTE %
Raffael Ali	0	
Steve Pollard	0	
Eric J. Wilcox Sr.	0	
Write-In Totals	0	
Total Votes Cast	0	
Overvotes	0	
Undervotes	0	

DEM Female Members of County Committee Lawnside Borough

Vote For 3

	TOTAL	VOTE %
Sydney A. Hurley	0	
Rhonda R. Wardlow Hurley	0	
Bridgett Kittles	0	
Write-In Totals	0	
Total Votes Cast	0	
Overvotes	0	
Undervotes	0	

DEM Mayor Lindenwold Borough

Vote For 1

	TOTAL	VOTE %
Richard E. Roach Jr.	0	
Walter F. Lenkowski	0	
Write-In Totals	0	
Total Votes Cast	0	
Overvotes	0	
Undervotes	0	

DEM Members of Council Lindenwold Borough

Vote For 2

	TOTAL	VOTE %
Linda M. Hess	0	
Jermaine Jackson	0	
Justin R. Green	0	
Ninofhka Torres	0	
Write-In Totals	0	
Total Votes Cast	0	
Overvotes	0	
Undervotes	0	

Cherry Hill Provisionals

DEM Members of County Committee Lindenwold Borough

Vote For 1

	TOTAL	VOTE %
Lindenwold Reg Dem Org	0	
Lindenwold Dems For Change	0	
Total Votes Cast	0	
Overvotes	0	
Undervotes	0	

DEM Mayor Magnolia Borough

Vote For 1

	TOTAL	VOTE %
BettyAnn Cowling-Carson	0	
Write-In Totals	0	
Total Votes Cast	0	
Overvotes	0	
Undervotes	0	

DEM Members of Council Magnolia Borough

Vote For 2

	TOTAL	VOTE %
Mary F. Martz	0	
Steven Whalen	0	
Write-In Totals	0	
Total Votes Cast	0	
Overvotes	0	
Undervotes	0	

DEM Male Members of County Committee Magnolia Borough

Vote For 3

	TOTAL	VOTE %
Robert B. Carson	0	
Steven Whalen	0	
Anthony DePrince	0	
Write-In Totals	0	
Total Votes Cast	0	
Overvotes	0	
Undervotes	0	

Cherry Hill Provisionals

DEM Female Members of County Committee Magnolia Borough

Vote For 3

	TOTAL	VOTE %
Mary F. Martz	0	
Shawn Parker	0	
Shelley Wilson	0	
Write-In Totals	0	
Total Votes Cast	0	
Overvotes	0	
Undervotes	0	

DEM Members of Council Merchantville Borough

Vote For 2

	TOTAL	VOTE %
Andrew O. McLoone	0	
Sean H. Fitzgerald	0	
Write-In Totals	0	
Total Votes Cast	0	
Overvotes	0	
Undervotes	0	

DEM Male Members of County Committee Merchantville Borough

Vote For 2

	TOTAL	VOTE %
Joseph Bouvier	0	
Chester Hicks	0	
Louis J. Fiume III	0	
Eric Benjamin	0	
Write-In Totals	0	
Total Votes Cast	0	
Overvotes	0	
Undervotes	0	

DEM Female Members of County Committee Merchantville Borough

Vote For 2

	TOTAL	VOTE %
Dorothy Foley	0	
Anna Bouvier	0	
Maureen G. Higgins	0	
Ruby Delarosa	0	
Write-In Totals	0	
Total Votes Cast	0	
Overvotes	0	
Undervotes	0	

Cherry Hill Provisionals

DEM Male Members of County Committee Mt Ephraim Borough

Vote For 3

	TOTAL	VOTE %
John Saban	0	
Samuel Keating	0	
Michael Marrone	0	
Write-In Totals	0	
Total Votes Cast	0	
Overvotes	0	
Undervotes	0	

DEM Female Members of County Committee Mt Ephraim Borough

Vote For 3

	TOTAL	VOTE %
Deborah Wolk	0	
Kristina Carey	0	
Alyssa Lego	0	
Write-In Totals	0	
Total Votes Cast	0	
Overvotes	0	
Undervotes	0	

DEM Mayor Oaklyn Borough

Vote For 1

	TOTAL	VOTE %
Gregory Brandley	0	
Write-In Totals	0	
Total Votes Cast	0	
Overvotes	0	
Undervotes	0	

DEM Members of Council Oaklyn Borough

Vote For 2

	TOTAL	VOTE %
Dorothy Valianti	0	
Charles Lehman	0	
Write-In Totals	0	
Total Votes Cast	0	
Overvotes	0	
Undervotes	0	

Cherry Hill Provisionals

DEM Male Members of County Committee Oaklyn Borough

Vote For 3

	TOTAL	VOTE %
Adam Sherr	0	
Matthew Grochowski	0	
John C. Deen Jr.	0	
Write-In Totals	0	
Total Votes Cast	0	
Overvotes	0	
Undervotes	0	

DEM Female Members of County Committee Oaklyn Borough

Vote For 3

	TOTAL	VOTE %
Amy Gavaghan	0	
Dorothy Valianti	0	
Kristin Pollock	0	
Write-In Totals	0	
Total Votes Cast	0	
Overvotes	0	
Undervotes	0	

DEM Member of Township Committee - Unexpired Term Pennsauken Township

Vote For 1

	TOTAL	VOTE %
Marie McKenna	0	
Write-In Totals	0	
Total Votes Cast	0	
Overvotes	0	
Undervotes	0	

DEM Members of Township Committee Pennsauken Township

Vote For 2

	TOTAL	VOTE %
Vince Martinez	0	
Patrick Olivo	0	
Write-In Totals	0	
Total Votes Cast	0	
Overvotes	0	
Undervotes	0	

DEM Members of County Committee Pennsauken Township

Vote For 1

	TOTAL	VOTE %
Cam Co Dem Comm Inc	0	
Total Votes Cast	0	
Overvotes	0	
Undervotes	0	

Cherry Hill Provisionals

DEM Mayor Pine Hill Borough

Vote For 1

	TOTAL	VOTE %
Christopher Green	0	
Write-In Totals	0	
Total Votes Cast	0	
Overvotes	0	
Undervotes	0	

DEM Members of Council Pine Hill Borough

Vote For 2

	TOTAL	VOTE %
Erica M. Wakeley	0	
Patricia Corry-Gaft	0	
Write-In Totals	0	
Total Votes Cast	0	
Overvotes	0	
Undervotes	0	

DEM Male Members of County Committee Pine Hill Borough

Vote For 5

	TOTAL	VOTE %
Michael Hagarty	0	
John Robb	0	
Christopher Morris Jr.	0	
James Wakeley	0	
Terence Burke	0	
Write-In Totals	0	
Total Votes Cast	0	
Overvotes	0	
Undervotes	0	

DEM Female Members of County Committee Pine Hill Borough

Vote For 5

	TOTAL	VOTE %
Patricia Knott	0	
Linda Szczesniewski	0	
Sharon M. Young	0	
Erica M. Wakeley	0	
Joanne T. Jones	0	
Write-In Totals	0	
Total Votes Cast	0	
Overvotes	0	
Undervotes	0	

Cherry Hill Provisionals

DEM Members of Council Runnemedede Borough

Vote For 2

	TOTAL	VOTE %
Patricia Tartaglia-Passio	0	
Daniel Murray	0	
Write-In Totals	0	
Total Votes Cast	0	
Overvotes	0	
Undervotes	0	

DEM Male Members of County Committee Runnemedede Borough

Vote For 4

	TOTAL	VOTE %
Mark Jones	0	
George Butrica	0	
Bernard Moore	0	
John Wark	0	
Edwin White	0	
Write-In Totals	0	
Total Votes Cast	0	
Overvotes	0	
Undervotes	0	

DEM Female Members of County Committee Runnemedede Borough

Vote For 4

	TOTAL	VOTE %
Roseann Stanley	0	
Virginia Betteridge	0	
Gladys Britton	0	
Shannon Burrini	0	
Donna Starts	0	
Write-In Totals	0	
Total Votes Cast	0	
Overvotes	0	
Undervotes	0	

DEM Mayor Somerdale Borough

Vote For 1

	TOTAL	VOTE %
George Badey	0	
Write-In Totals	0	
Total Votes Cast	0	
Overvotes	0	
Undervotes	0	

Cherry Hill Provisionals

DEM Members of Council Somerdale Borough

Vote For 2

	TOTAL	VOTE %
James J. Perry	0	
Larry Sefchick	0	
Write-In Totals	0	
Total Votes Cast	0	
Overvotes	0	
Undervotes	0	

DEM Male Members of County Committee Somerdale Borough

Vote For 3

	TOTAL	VOTE %
Edward J. Kain	0	
Gary Passanante	0	
George C. Ehrmann	0	
Write-In Totals	0	
Total Votes Cast	0	
Overvotes	0	
Undervotes	0	

DEM Female Members of County Committee Somerdale Borough

Vote For 3

	TOTAL	VOTE %
Catherine Brooks	0	
Barbara Kane	0	
Karyn Alexander	0	
Write-In Totals	0	
Total Votes Cast	0	
Overvotes	0	
Undervotes	0	

DEM Mayor Stratford Borough

Vote For 1

	TOTAL	VOTE %
Linda Hall	0	
Write-In Totals	0	
Total Votes Cast	0	
Overvotes	0	
Undervotes	0	

Cherry Hill Provisionals

DEM Members of Council Stratford Borough

Vote For 2

	TOTAL	VOTE %
Michael Tolomeo	0	
Pat Gilligan	0	
Write-In Totals	0	
Total Votes Cast	0	
Overvotes	0	
Undervotes	0	

DEM Male Members of County Committee Stratford Borough

Vote For 4

	TOTAL	VOTE %
John D. Keenan	0	
Pat Gilligan	0	
Dan Bove	0	
Bob Bove	0	
Write-In Totals	0	
Total Votes Cast	0	
Overvotes	0	
Undervotes	0	

DEM Female Members of County Committee Stratford Borough

Vote For 4

	TOTAL	VOTE %
Terry Armbruster	0	
Linda Hall	0	
Tina Lomanno	0	
Alexis Lomanno	0	
Write-In Totals	0	
Total Votes Cast	0	
Overvotes	0	
Undervotes	0	

DEM Members of Township Committee Voorhees Township

Vote For 2

	TOTAL	VOTE %
Michael R. Mignogna	0	
Harry A. Platt	0	
Write-In Totals	0	
Total Votes Cast	0	
Overvotes	0	
Undervotes	0	

Cherry Hill Provisionals

DEM Members of County Committee Voorhees Township

Vote For 1

	TOTAL	VOTE %
Cam Co Dem Comm Inc	0	
Total Votes Cast	0	
Overvotes	0	
Undervotes	0	

DEM Members of Township Committee Waterford Township

Vote For 2

	TOTAL	VOTE %
Richard T. Yeatman Sr.	0	
Eric Romolini	0	
Write-In Totals	0	
Total Votes Cast	0	
Overvotes	0	
Undervotes	0	

DEM Male Members of County Committee Waterford Township

Vote For 4

	TOTAL	VOTE %
Howard Wilson	0	
Eric Romolini	0	
Richard T. Yeatman Sr.	0	
Michael J. Ward	0	
Write-In Totals	0	
Total Votes Cast	0	
Overvotes	0	
Undervotes	0	

DEM Female Members of County Committee Waterford Township

Vote For 4

	TOTAL	VOTE %
Linda Wilson	0	
Maryann Merlino	0	
Jennifer Treloar	0	
Rita M. Hanna	0	
Write-In Totals	0	
Total Votes Cast	0	
Overvotes	0	
Undervotes	0	

Cherry Hill Provisionals

DEM Mayor Winslow Township

Vote For 1

	TOTAL	VOTE %
Marie D. Lawrence	0	
Write-In Totals	0	
Total Votes Cast	0	
Overvotes	0	
Undervotes	0	

DEM Member of Township Committee Winslow Township - Ward 1

Vote For 1

	TOTAL	VOTE %
Robert Stimelski	0	
Write-In Totals	0	
Total Votes Cast	0	
Overvotes	0	
Undervotes	0	

DEM Members of County Committee Winslow Township - Ward 1

Vote For 1

	TOTAL	VOTE %
Cam Co Dem Comm Inc	0	
Total Votes Cast	0	
Overvotes	0	
Undervotes	0	

DEM Member of Township Committee Winslow Township - Ward 2

Vote For 1

	TOTAL	VOTE %
Evelyn Leverett	0	
Write-In Totals	0	
Total Votes Cast	0	
Overvotes	0	
Undervotes	0	

DEM Members of County Committee Winslow Township - Ward 2

Vote For 1

	TOTAL	VOTE %
Cam Co Dem Comm Inc	0	
Total Votes Cast	0	
Overvotes	0	
Undervotes	0	

Cherry Hill Provisionals

DEM Member of Township Committee Winslow Township - Ward 3

Vote For 1

	TOTAL	VOTE %
Jacquelyn Lee	0	
Write-In Totals	0	
Total Votes Cast	0	
Overvotes	0	
Undervotes	0	

DEM Members of County Committee Winslow Township - Ward 3

Vote For 1

	TOTAL	VOTE %
Cam Co Dem Comm Inc	0	
Total Votes Cast	0	
Overvotes	0	
Undervotes	0	

DEM Member of Township Committee Winslow Township - Ward 4

Vote For 1

	TOTAL	VOTE %
Charles Flamini	0	
Write-In Totals	0	
Total Votes Cast	0	
Overvotes	0	
Undervotes	0	

DEM Members of County Committee Winslow Township - Ward 4

Vote For 1

	TOTAL	VOTE %
Cam Co Dem Comm Inc	0	
Total Votes Cast	0	
Overvotes	0	
Undervotes	0	

DEM Mayor Woodlynne Borough

Vote For 1

	TOTAL	VOTE %
Joseph Chukwueke	0	
Write-In Totals	0	
Total Votes Cast	0	
Overvotes	0	
Undervotes	0	

Cherry Hill Provisionals

DEM Members of Council Woodlynne Borough

Vote For 2

	TOTAL	VOTE %
Pablo Fuentes	0	
Lavar Edwards	0	
Write-In Totals	0	
Total Votes Cast	0	
Overvotes	0	
Undervotes	0	

DEM Male Members of County Committee Woodlynne Borough

Vote For 2

	TOTAL	VOTE %
Wilfredo Rodriguez	0	
Edwin Fontanez	0	
Write-In Totals	0	
Total Votes Cast	0	
Overvotes	0	
Undervotes	0	

DEM Female Members of County Committee Woodlynne Borough

Vote For 2

	TOTAL	VOTE %
Diana Talavera	0	
Sharon Earley	0	
Write-In Totals	0	
Total Votes Cast	0	
Overvotes	0	
Undervotes	0	

REP Member of State Senate 4th Legislative District

Vote For 1

	TOTAL	VOTE %
Christopher W. DelBorrello	0	
Nick DeSilvio	0	
Write-In Totals	0	
Total Votes Cast	0	
Overvotes	0	
Undervotes	0	

Cherry Hill Provisionals

REP Members of the General Assembly 4th Legislative District

Vote For 2

	TOTAL	VOTE %
Matthew P. Walker	0	
Amanda Esposito	0	
Denise Gonzalez	0	
Michael Clark	0	
John M. Keating	0	
Write-In Totals	0	
Total Votes Cast	0	
Overvotes	0	
Undervotes	0	

REP Member of State Senate 5th Legislative District

Vote For 1

	TOTAL	VOTE %
Clyde E. Cook	0	
Write-In Totals	0	
Total Votes Cast	0	
Overvotes	0	
Undervotes	0	

REP Members of the General Assembly 5th Legislative District

Vote For 2

	TOTAL	VOTE %
Joe Miller	0	
Yalinda Pagan	0	
Write-In Totals	0	
Total Votes Cast	0	
Overvotes	0	
Undervotes	0	

REP Member of State Senate 6th Legislative District

Vote For 1

	TOTAL	VOTE %
NO PETITION FILED	0	0.00%
Write-In Totals	1	100.00%
Total Votes Cast	1	100.00%
Overvotes	0	
Undervotes	22	

Cherry Hill Provisionals

REP Members of the General Assembly 6th Legislative District

Vote For 2

	TOTAL	VOTE %	
Daniel M. Kenny	19	48.72%	<div style="width: 48.72%; background-color: #f0e68c;"></div>
Danielle M. Barry	19	48.72%	<div style="width: 48.72%; background-color: #f0e68c;"></div>
Write-In Totals	1	2.56%	<div style="width: 2.56%; background-color: #f0e68c;"></div>
Total Votes Cast	39	100.00%	<div style="width: 100%; background-color: #f0e68c;"></div>
Overvotes	0		
Undervotes	7		

REP Members of the Board of County Commissioners

Vote For 2

	TOTAL	VOTE %	
Jason Fanning	19	50.00%	<div style="width: 50.00%; background-color: #f0e68c;"></div>
Norman C. Rebel Jr.	18	47.37%	<div style="width: 47.37%; background-color: #f0e68c;"></div>
Write-In Totals	1	2.63%	<div style="width: 2.63%; background-color: #f0e68c;"></div>
Total Votes Cast	38	100.00%	<div style="width: 100%; background-color: #f0e68c;"></div>
Overvotes	0		
Undervotes	8		

REP Members of Council Audubon Park Borough

Vote For 2

	TOTAL	VOTE %	
NO PETITION FILED	0		
NO PETITION FILED	0		
Write-In Totals	0		
Total Votes Cast	0		
Overvotes	0		
Undervotes	0		

REP Mayor Barrington Borough

Vote For 1

	TOTAL	VOTE %	
Kenneth W. Krupinski	0		
Write-In Totals	0		
Total Votes Cast	0		
Overvotes	0		
Undervotes	0		

REP Members of Council Barrington Borough

Vote For 2

	TOTAL	VOTE %	
Samuel A. DiMatteo Jr.	0		
Kelly L. McHugh	0		
Write-In Totals	0		
Total Votes Cast	0		
Overvotes	0		
Undervotes	0		

Cherry Hill Provisionals

REP Members of Council Bellmawr Borough

Vote For 2

	TOTAL	VOTE %
NO PETITION FILED	0	
NO PETITION FILED	0	
Write-In Totals	0	
Total Votes Cast	0	
Overvotes	0	
Undervotes	0	

REP Mayor Berlin Borough

Vote For 1

	TOTAL	VOTE %
NO PETITION FILED	0	
Write-In Totals	0	
Total Votes Cast	0	
Overvotes	0	
Undervotes	0	

REP Members of Council Berlin Borough

Vote For 2

	TOTAL	VOTE %
NO PETITION FILED	0	
NO PETITION FILED	0	
Write-In Totals	0	
Total Votes Cast	0	
Overvotes	0	
Undervotes	0	

REP Member of Council - Unexpired Term Brooklawn Borough

Vote For 1

	TOTAL	VOTE %
NO PETITION FILED	0	
Write-In Totals	0	
Total Votes Cast	0	
Overvotes	0	
Undervotes	0	

REP Members of Council Brooklawn Borough

Vote For 2

	TOTAL	VOTE %
NO PETITION FILED	0	
NO PETITION FILED	0	
Write-In Totals	0	
Total Votes Cast	0	
Overvotes	0	
Undervotes	0	

Cherry Hill Provisionals

REP Member of Council Camden City - Ward 1

Vote For 1	TOTAL	VOTE %
NO PETITION FILED	0	
Write-In Totals	0	
Total Votes Cast	0	
Overvotes	0	
Undervotes	0	

REP Member of Council Camden City - Ward 2

Vote For 1	TOTAL	VOTE %
NO PETITION FILED	0	
Write-In Totals	0	
Total Votes Cast	0	
Overvotes	0	
Undervotes	0	




REP Member of Council Camden City - Ward 3

Vote For 1	TOTAL	VOTE %
NO PETITION FILED	0	
Write-In Totals	0	
Total Votes Cast	0	
Overvotes	0	
Undervotes	0	

REP Member of Council Camden City - Ward 4

Vote For 1	TOTAL	VOTE %
NO PETITION FILED	0	
Write-In Totals	0	
Total Votes Cast	0	
Overvotes	0	
Undervotes	0	

REP Mayor Cherry Hill Township

Vote For 1	TOTAL	VOTE %
Nicole A. Nance	21	95.45% 
Write-In Totals	1	4.55% 
Total Votes Cast	22	100.00% 
Overvotes	0	
Undervotes	1	

Cherry Hill Provisionals

REP Members of Council Cherry Hill Township

Vote For 3

	TOTAL	VOTE %
David Lodge	20	33.90%
Diane C. Carr	19	32.20%
Rossana Parsons	19	32.20%
Write-In Totals	1	1.69%
Total Votes Cast	59	100.00%
Overvotes	0	
Undervotes	10	

REP Mayor Chesilhurst Borough

Vote For 1

	TOTAL	VOTE %
NO PETITION FILED	0	
Write-In Totals	0	
Total Votes Cast	0	
Overvotes	0	
Undervotes	0	

REP Members of Council Chesilhurst Borough

Vote For 2

	TOTAL	VOTE %
NO PETITION FILED	0	
NO PETITION FILED	0	
Write-In Totals	0	
Total Votes Cast	0	
Overvotes	0	
Undervotes	0	

REP Mayor Clementon Borough

Vote For 1

	TOTAL	VOTE %
Gary Saunders	0	
Write-In Totals	0	
Total Votes Cast	0	
Overvotes	0	
Undervotes	0	

REP Members of Council Clementon Borough

Vote For 2

	TOTAL	VOTE %
William Weyland	0	
Steven Silvestro	0	
Write-In Totals	0	
Total Votes Cast	0	
Overvotes	0	
Undervotes	0	

Cherry Hill Provisionals

REP Mayor Gibbsboro Borough

Vote For 1

	TOTAL	VOTE %
NO PETITION FILED	0	
Write-In Totals	0	
Total Votes Cast	0	
Overvotes	0	
Undervotes	0	

REP Members of Council Gibbsboro Borough

Vote For 2

	TOTAL	VOTE %
NO PETITION FILED	0	
NO PETITION FILED	0	
Write-In Totals	0	
Total Votes Cast	0	
Overvotes	0	
Undervotes	0	

REP Members of Council Gloucester Township

Vote For 4

	TOTAL	VOTE %
Joseph F. Damico III	0	
Joseph L. Allen Jr.	0	
Raymond E. Henry Jr.	0	
Timothy J. Pfeffer	0	
Write-In Totals	0	
Total Votes Cast	0	
Overvotes	0	
Undervotes	0	

REP Mayor Haddon Heights Borough

Vote For 1

	TOTAL	VOTE %
Jennifer Moore	0	
Write-In Totals	0	
Total Votes Cast	0	
Overvotes	0	
Undervotes	0	

Cherry Hill Provisionals

REP Members of Council Haddon Heights Borough

Vote For 2

	TOTAL	VOTE %
Kevin Ehret	0	
Denise Bolognese	0	
Write-In Totals	0	
Total Votes Cast	0	
Overvotes	0	
Undervotes	0	

REP Mayor Hi-Nella Borough

Vote For 1

	TOTAL	VOTE %
NO PETITION FILED	0	
Write-In Totals	0	
Total Votes Cast	0	
Overvotes	0	
Undervotes	0	

REP Members of Council Hi-Nella Borough

Vote For 2

	TOTAL	VOTE %
NO PETITION FILED	0	
NO PETITION FILED	0	
Write-In Totals	0	
Total Votes Cast	0	
Overvotes	0	
Undervotes	0	

REP Mayor Laurel Springs Borough

Vote For 1

	TOTAL	VOTE %
NO PETITION FILED	0	
Write-In Totals	0	
Total Votes Cast	0	
Overvotes	0	
Undervotes	0	

REP Members of Council Laurel Springs Borough

Vote For 2

	TOTAL	VOTE %
Sam DelPidio	0	
NO PETITION FILED	0	
Write-In Totals	0	
Total Votes Cast	0	
Overvotes	0	
Undervotes	0	

Cherry Hill Provisionals

REP Members of Council Lawnside Borough

Vote For 2

	TOTAL	VOTE %
NO PETITION FILED	0	
NO PETITION FILED	0	
Write-In Totals	0	
Total Votes Cast	0	
Overvotes	0	
Undervotes	0	

REP Mayor Lindenwold Borough

Vote For 1

	TOTAL	VOTE %
Diane L. Veteri	0	
Write-In Totals	0	
Total Votes Cast	0	
Overvotes	0	
Undervotes	0	

REP Members of Council Lindenwold Borough

Vote For 2

	TOTAL	VOTE %
NO PETITION FILED	0	
NO PETITION FILED	0	
Write-In Totals	0	
Total Votes Cast	0	
Overvotes	0	
Undervotes	0	

REP Mayor Magnolia Borough

Vote For 1

	TOTAL	VOTE %
Mycheal Scott	0	
Write-In Totals	0	
Total Votes Cast	0	
Overvotes	0	
Undervotes	0	

REP Members of Council Magnolia Borough

Vote For 2

	TOTAL	VOTE %
NO PETITION FILED	0	
NO PETITION FILED	0	
Write-In Totals	0	
Total Votes Cast	0	
Overvotes	0	
Undervotes	0	

Cherry Hill Provisionals

REP Members of Council Merchantville Borough

Vote For 2

	TOTAL	VOTE %
NO PETITION FILED	0	
NO PETITION FILED	0	
Write-In Totals	0	
Total Votes Cast	0	
Overvotes	0	
Undervotes	0	

REP Mayor Oaklyn Borough

Vote For 1

	TOTAL	VOTE %
NO PETITION FILED	0	
Write-In Totals	0	
Total Votes Cast	0	
Overvotes	0	
Undervotes	0	

REP Members of Council Oaklyn Borough

Vote For 2

	TOTAL	VOTE %
NO PETITION FILED	0	
NO PETITION FILED	0	
Write-In Totals	0	
Total Votes Cast	0	
Overvotes	0	
Undervotes	0	

REP Member of Township Committee - Unexpired Term Pennsauken Township

Vote For 1

	TOTAL	VOTE %
NO PETITION FILED	0	
Write-In Totals	0	
Total Votes Cast	0	
Overvotes	0	
Undervotes	0	

REP Members of Township Committee Pennsauken Township

Vote For 2

	TOTAL	VOTE %
NO PETITION FILED	0	
NO PETITION FILED	0	
Write-In Totals	0	
Total Votes Cast	0	
Overvotes	0	
Undervotes	0	

Cherry Hill Provisionals

REP Mayor Pine Hill Borough

Vote For 1

	TOTAL	VOTE %
NO PETITION FILED	0	
Write-In Totals	0	
Total Votes Cast	0	
Overvotes	0	
Undervotes	0	

REP Members of Council Pine Hill Borough

Vote For 2

	TOTAL	VOTE %
NO PETITION FILED	0	
NO PETITION FILED	0	
Write-In Totals	0	
Total Votes Cast	0	
Overvotes	0	
Undervotes	0	

REP Members of Council Runnemede Borough

Vote For 2

	TOTAL	VOTE %
NO PETITION FILED	0	
NO PETITION FILED	0	
Write-In Totals	0	
Total Votes Cast	0	
Overvotes	0	
Undervotes	0	

REP Mayor Somerdale Borough

Vote For 1

	TOTAL	VOTE %
NO PETITION FILED	0	
Write-In Totals	0	
Total Votes Cast	0	
Overvotes	0	
Undervotes	0	

REP Members of Council Somerdale Borough

Vote For 2

	TOTAL	VOTE %
NO PETITION FILED	0	
NO PETITION FILED	0	
Write-In Totals	0	
Total Votes Cast	0	
Overvotes	0	
Undervotes	0	

Cherry Hill Provisionals

REP Mayor Stratford Borough

Vote For 1

	TOTAL	VOTE %
Stephen Gagliardi	0	
Write-In Totals	0	
Total Votes Cast	0	
Overvotes	0	
Undervotes	0	

REP Members of Council Stratford Borough

Vote For 2

	TOTAL	VOTE %
Adrienne Mirenda	0	
Robert Stone	0	
Write-In Totals	0	
Total Votes Cast	0	
Overvotes	0	
Undervotes	0	

REP Members of Township Committee Voorhees Township

Vote For 2

	TOTAL	VOTE %
Eric Simkin	0	
Tina Bernstein	0	
Write-In Totals	0	
Total Votes Cast	0	
Overvotes	0	
Undervotes	0	

REP Members of Township Committee Waterford Township

Vote For 2

	TOTAL	VOTE %
Thomas Giangiulio Jr.	0	
Robert F. Doney	0	
Write-In Totals	0	
Total Votes Cast	0	
Overvotes	0	
Undervotes	0	

REP Mayor Winslow Township

Vote For 1

	TOTAL	VOTE %
Brandon Glikas	0	
Write-In Totals	0	
Total Votes Cast	0	
Overvotes	0	
Undervotes	0	

Cherry Hill Provisionals

REP Member of Township Committee Winslow Township - Ward 1

Vote For 1

	TOTAL	VOTE %
Vincent Borrelli Jr.	0	
Charles Leps	0	
Write-In Totals	0	
Total Votes Cast	0	
Overvotes	0	
Undervotes	0	

REP Member of Township Committee Winslow Township - Ward 2

Vote For 1

	TOTAL	VOTE %
Giovanny Ortiz	0	
Write-In Totals	0	
Total Votes Cast	0	
Overvotes	0	
Undervotes	0	

REP Member of Township Committee Winslow Township - Ward 3

Vote For 1

	TOTAL	VOTE %
Linda A. Young	0	
Write-In Totals	0	
Total Votes Cast	0	
Overvotes	0	
Undervotes	0	

REP Member of Township Committee Winslow Township - Ward 4

Vote For 1

	TOTAL	VOTE %
Jonathan Craig	0	
Write-In Totals	0	
Total Votes Cast	0	
Overvotes	0	
Undervotes	0	

REP Mayor Woodlynne Borough

Vote For 1

	TOTAL	VOTE %
NO PETITION FILED	0	
Write-In Totals	0	
Total Votes Cast	0	
Overvotes	0	
Undervotes	0	

Cherry Hill Provisionals

REP Members of Council Woodlynne Borough

Vote For 2

	TOTAL	VOTE %
NO PETITION FILED	0	
NO PETITION FILED	0	
Write-In Totals	0	
Total Votes Cast	0	
Overvotes	0	
Undervotes	0	

Chesilhurst District 1

Statistics	TOTAL
Registered Voters - Total	1,250
Registered Voters - NONPARTISAN	414
Registered Voters - DEMOCRAT	658
Registered Voters - REPUBLICAN	178
Ballots Cast - Total	205
Ballots Cast - NONPARTISAN	0
Ballots Cast - DEMOCRAT	165
Ballots Cast - REPUBLICAN	40
Ballots Cast - Blank	0
Voter Turnout - Total	16.40%
Voter Turnout - NONPARTISAN	0.00%
Voter Turnout - DEMOCRAT	25.08%
Voter Turnout - REPUBLICAN	22.47%

DEM Member of State Senate 4th Legislative District Vote For 1

	TOTAL	VOTE %	
Paul D. Moriarty	147	100.00%	<div style="width: 100%; height: 10px; background-color: #f0e68c;"></div>
Write-In Totals	0	0.00%	<div style="width: 0%; height: 10px; background-color: #d3d3d3;"></div>
Total Votes Cast	147	100.00%	<div style="width: 100%; height: 10px; background-color: #f0e68c;"></div>
Overvotes	0		
Undervotes	18		

DEM Members of the General Assembly 4th Legislative District Vote For 2

	TOTAL	VOTE %	
Dan Hutchison	141	50.00%	<div style="width: 50%; height: 10px; background-color: #f0e68c;"></div>
Cody D. Miller	141	50.00%	<div style="width: 50%; height: 10px; background-color: #d3d3d3;"></div>
Write-In Totals	0	0.00%	<div style="width: 0%; height: 10px; background-color: #d3d3d3;"></div>
Total Votes Cast	282	100.00%	<div style="width: 100%; height: 10px; background-color: #f0e68c;"></div>
Overvotes	0		
Undervotes	48		

DEM Members of the Board of County Commissioners Vote For 2

	TOTAL	VOTE %	
Kate Delany	33	11.15%	<div style="width: 11.15%; height: 10px; background-color: #f0e68c;"></div>
Samuel E. Sweet	27	9.12%	<div style="width: 9.12%; height: 10px; background-color: #d3d3d3;"></div>
Louis Cappelli Jr.	121	40.88%	<div style="width: 40.88%; height: 10px; background-color: #f0e68c;"></div>
Jonathan L. Young Sr.	115	38.85%	<div style="width: 38.85%; height: 10px; background-color: #d3d3d3;"></div>
Write-In Totals	0	0.00%	<div style="width: 0%; height: 10px; background-color: #d3d3d3;"></div>
Total Votes Cast	296	100.00%	<div style="width: 100%; height: 10px; background-color: #f0e68c;"></div>
Overvotes	4		
Undervotes	30		

Chesilhurst District 1

DEM Mayor Chesilhurst Borough

Vote For 1

	TOTAL	VOTE %	
Jamila A. Odom Bremmer	144	100.00%	<div style="width: 100%; height: 10px; background-color: #f0e68c;"></div>
Write-In Totals	0	0.00%	<div style="width: 0%; height: 10px; background-color: #d3d3d3;"></div>
Total Votes Cast	144	100.00%	<div style="width: 100%; height: 10px; background-color: #f0e68c;"></div>
Overvotes	0		
Undervotes	21		

DEM Members of Council Chesilhurst Borough

Vote For 2

	TOTAL	VOTE %	
Antonia Plaza	140	48.78%	<div style="width: 48.78%; height: 10px; background-color: #f0e68c;"></div>
LaRhonda Pritchett	147	51.22%	<div style="width: 51.22%; height: 10px; background-color: #f0e68c;"></div>
Write-In Totals	0	0.00%	<div style="width: 0%; height: 10px; background-color: #d3d3d3;"></div>
Total Votes Cast	287	100.00%	<div style="width: 100%; height: 10px; background-color: #f0e68c;"></div>
Overvotes	0		
Undervotes	43		

DEM Male Member of County Committee Chesilhurst Borough

Vote For 1

	TOTAL	VOTE %	
Russell S. Hirn	146	100.00%	<div style="width: 100%; height: 10px; background-color: #f0e68c;"></div>
Write-In Totals	0	0.00%	<div style="width: 0%; height: 10px; background-color: #d3d3d3;"></div>
Total Votes Cast	146	100.00%	<div style="width: 100%; height: 10px; background-color: #f0e68c;"></div>
Overvotes	0		
Undervotes	19		

DEM Female Member of County Committee Chesilhurst Borough

Vote For 1

	TOTAL	VOTE %	
Jamila A. Odom Bremmer	149	100.00%	<div style="width: 100%; height: 10px; background-color: #f0e68c;"></div>
Write-In Totals	0	0.00%	<div style="width: 0%; height: 10px; background-color: #d3d3d3;"></div>
Total Votes Cast	149	100.00%	<div style="width: 100%; height: 10px; background-color: #f0e68c;"></div>
Overvotes	0		
Undervotes	16		

REP Member of State Senate 4th Legislative District

Vote For 1

	TOTAL	VOTE %	
Christopher W. DelBorrello	19	50.00%	<div style="width: 50%; height: 10px; background-color: #f0e68c;"></div>
Nick DeSilvio	19	50.00%	<div style="width: 50%; height: 10px; background-color: #f0e68c;"></div>
Write-In Totals	0	0.00%	<div style="width: 0%; height: 10px; background-color: #d3d3d3;"></div>
Total Votes Cast	38	100.00%	<div style="width: 100%; height: 10px; background-color: #f0e68c;"></div>
Overvotes	1		
Undervotes	1		

Chesilhurst District 1

REP Members of the General Assembly 4th Legislative District

Vote For 2

	TOTAL	VOTE %
Matthew P. Walker	19	25.00%
Amanda Esposito	22	28.95%
Denise Gonzalez	16	21.05%
Michael Clark	15	19.74%
John M. Keating	4	5.26%
Write-In Totals	0	0.00%
Total Votes Cast	76	100.00%
Overvotes	2	
Undervotes	2	

REP Members of the Board of County Commissioners

Vote For 2

	TOTAL	VOTE %
Jason Fanning	31	53.45%
Norman C. Rebel Jr.	27	46.55%
Write-In Totals	0	0.00%
Total Votes Cast	58	100.00%
Overvotes	0	
Undervotes	22	

REP Mayor Chesilhurst Borough

Vote For 1

	TOTAL	VOTE %
NO PETITION FILED	0	0.00%
Write-In Totals	2	100.00%
Total Votes Cast	2	100.00%
Overvotes	0	
Undervotes	38	

REP Members of Council Chesilhurst Borough




Vote For 2

	TOTAL	VOTE %
NO PETITION FILED	0	
NO PETITION FILED	0	
Write-In Totals	0	
Total Votes Cast	0	
Overvotes	0	
Undervotes	80	





Clementon District 1

Statistics	TOTAL
Registered Voters - Total	1,245
Registered Voters - NONPARTISAN	494
Registered Voters - DEMOCRAT	554
Registered Voters - REPUBLICAN	197
Ballots Cast - Total	115
Ballots Cast - NONPARTISAN	0
Ballots Cast - DEMOCRAT	80
Ballots Cast - REPUBLICAN	35
Ballots Cast - Blank	0
Voter Turnout - Total	9.24%
Voter Turnout - NONPARTISAN	0.00%
Voter Turnout - DEMOCRAT	14.44%
Voter Turnout - REPUBLICAN	17.77%







DEM Member of State Senate 6th Legislative District Vote For 1

	TOTAL	VOTE %	
James Beach	74	100.00%	
Write-In Totals	0	0.00%	
Total Votes Cast	74	100.00%	
Overvotes	0		
Undervotes	6		

DEM Members of the General Assembly 6th Legislative District Vote For 2

	TOTAL	VOTE %	
Louis D. Greenwald	73	50.69%	
Pamela R. Lampitt	71	49.31%	
Write-In Totals	0	0.00%	
Total Votes Cast	144	100.00%	
Overvotes	0		
Undervotes	16		

DEM Members of the Board of County Commissioners Vote For 2

	TOTAL	VOTE %	
Kate Delany	31	21.09%	
Samuel E. Sweet	23	15.65%	
Louis Cappelli Jr.	48	32.65%	
Jonathan L. Young Sr.	45	30.61%	
Write-In Totals	0	0.00%	
Total Votes Cast	147	100.00%	
Overvotes	8		
Undervotes	5		

Clementon District 1

DEM Mayor Clementon Borough

Vote For 1

	TOTAL	VOTE %	
Thomas J. Weaver	72	100.00%	<div style="width: 100%; height: 10px; background-color: #f0e68c;"></div>
Write-In Totals	0	0.00%	<div style="width: 0%; height: 10px; background-color: #d3d3d3;"></div>
Total Votes Cast	72	100.00%	<div style="width: 100%; height: 10px; background-color: #f0e68c;"></div>
Overvotes	0		
Undervotes	8		

DEM Members of Council Clementon Borough

Vote For 2

	TOTAL	VOTE %	
Christine A. Nucera	73	51.77%	<div style="width: 51.77%; height: 10px; background-color: #f0e68c;"></div>
Jonathan M. Fisher	68	48.23%	<div style="width: 48.23%; height: 10px; background-color: #f0e68c;"></div>
Write-In Totals	0	0.00%	<div style="width: 0%; height: 10px; background-color: #d3d3d3;"></div>
Total Votes Cast	141	100.00%	<div style="width: 100%; height: 10px; background-color: #f0e68c;"></div>
Overvotes	0		
Undervotes	19		

DEM Male Members of County Committee Clementon Borough

Vote For 3

	TOTAL	VOTE %	
Thomas J. Weaver	70	32.86%	<div style="width: 32.86%; height: 10px; background-color: #f0e68c;"></div>
Jonathan M. Fisher	71	33.33%	<div style="width: 33.33%; height: 10px; background-color: #f0e68c;"></div>
Christopher McKelvey	72	33.80%	<div style="width: 33.80%; height: 10px; background-color: #f0e68c;"></div>
Write-In Totals	0	0.00%	<div style="width: 0%; height: 10px; background-color: #d3d3d3;"></div>
Total Votes Cast	213	100.00%	<div style="width: 100%; height: 10px; background-color: #f0e68c;"></div>
Overvotes	0		
Undervotes	27		

DEM Female Members of County Committee Clementon Borough

Vote For 3

	TOTAL	VOTE %	
Christine A. Nucera	71	32.87%	<div style="width: 32.87%; height: 10px; background-color: #f0e68c;"></div>
Amanda McCourt	73	33.80%	<div style="width: 33.80%; height: 10px; background-color: #f0e68c;"></div>
Meghan Milano	72	33.33%	<div style="width: 33.33%; height: 10px; background-color: #f0e68c;"></div>
Write-In Totals	0	0.00%	<div style="width: 0%; height: 10px; background-color: #d3d3d3;"></div>
Total Votes Cast	216	100.00%	<div style="width: 100%; height: 10px; background-color: #f0e68c;"></div>
Overvotes	0		
Undervotes	24		

Clementon District 1

REP Member of State Senate 6th Legislative District

Vote For 1

	TOTAL	VOTE %	
NO PETITION FILED	0	0.00%	<div style="width: 0%;"></div>
Write-In Totals	7	100.00%	<div style="width: 100%;"></div>
Total Votes Cast	7	100.00%	<div style="width: 100%;"></div>
Overvotes	0		
Undervotes	28		

REP Members of the General Assembly 6th Legislative District

Vote For 2

	TOTAL	VOTE %	
Daniel M. Kenny	33	51.56%	<div style="width: 51.56%;"></div>
Danielle M. Barry	31	48.44%	<div style="width: 48.44%;"></div>
Write-In Totals	0	0.00%	<div style="width: 0%;"></div>
Total Votes Cast	64	100.00%	<div style="width: 100%;"></div>
Overvotes	0		
Undervotes	6		

REP Members of the Board of County Commissioners

Vote For 2

	TOTAL	VOTE %	
Jason Fanning	33	53.23%	<div style="width: 53.23%;"></div>
Norman C. Rebel Jr.	29	46.77%	<div style="width: 46.77%;"></div>
Write-In Totals	0	0.00%	<div style="width: 0%;"></div>
Total Votes Cast	62	100.00%	<div style="width: 100%;"></div>
Overvotes	0		
Undervotes	8		

REP Mayor Clementon Borough

Vote For 1

	TOTAL	VOTE %	
Gary Saunders	34	100.00%	<div style="width: 100%;"></div>
Write-In Totals	0	0.00%	<div style="width: 0%;"></div>
Total Votes Cast	34	100.00%	<div style="width: 100%;"></div>
Overvotes	0		
Undervotes	1		

REP Members of Council Clementon Borough




Vote For 2

	TOTAL	VOTE %	
William Weyland	31	47.69%	<div style="width: 47.69%;"></div>
Steven Silvestro	33	50.77%	<div style="width: 50.77%;"></div>
Write-In Totals	1	1.54%	<div style="width: 1.54%;"></div>
Total Votes Cast	65	100.00%	<div style="width: 100%;"></div>
Overvotes	0		
Undervotes	5		





Clementon District 2

Statistics	TOTAL
Registered Voters - Total	1,075
Registered Voters - NONPARTISAN	403
Registered Voters - DEMOCRAT	461
Registered Voters - REPUBLICAN	211
Ballots Cast - Total	118
Ballots Cast - NONPARTISAN	0
Ballots Cast - DEMOCRAT	79
Ballots Cast - REPUBLICAN	39
Ballots Cast - Blank	0
Voter Turnout - Total	10.98%
Voter Turnout - NONPARTISAN	0.00%
Voter Turnout - DEMOCRAT	17.14%
Voter Turnout - REPUBLICAN	18.48%







DEM Member of State Senate 6th Legislative District Vote For 1

	TOTAL	VOTE %	
James Beach	73	100.00%	
Write-In Totals	0	0.00%	
Total Votes Cast	73	100.00%	
Overvotes	0		
Undervotes	6		

DEM Members of the General Assembly 6th Legislative District Vote For 2

	TOTAL	VOTE %	
Louis D. Greenwald	76	51.70%	
Pamela R. Lampitt	71	48.30%	
Write-In Totals	0	0.00%	
Total Votes Cast	147	100.00%	
Overvotes	0		
Undervotes	11		

DEM Members of the Board of County Commissioners Vote For 2

	TOTAL	VOTE %	
Kate Delany	20	14.71%	
Samuel E. Sweet	20	14.71%	
Louis Cappelli Jr.	49	36.03%	
Jonathan L. Young Sr.	47	34.56%	
Write-In Totals	0	0.00%	
Total Votes Cast	136	100.00%	
Overvotes	12		
Undervotes	10		

Clementon District 2

DEM Mayor Clementon Borough

Vote For 1

	TOTAL	VOTE %	
Thomas J. Weaver	77	100.00%	<div style="width: 100%; height: 10px; background-color: #ffc107;"></div>
Write-In Totals	0	0.00%	<div style="width: 0%; height: 10px; background-color: #6c757d;"></div>
Total Votes Cast	77	100.00%	<div style="width: 100%; height: 10px; background-color: #ffc107;"></div>
Overvotes	0		
Undervotes	2		

DEM Members of Council Clementon Borough

Vote For 2

	TOTAL	VOTE %	
Christine A. Nucera	75	49.02%	<div style="width: 49.02%; height: 10px; background-color: #ffc107;"></div>
Jonathan M. Fisher	78	50.98%	<div style="width: 50.98%; height: 10px; background-color: #ffc107;"></div>
Write-In Totals	0	0.00%	<div style="width: 0%; height: 10px; background-color: #6c757d;"></div>
Total Votes Cast	153	100.00%	<div style="width: 100%; height: 10px; background-color: #ffc107;"></div>
Overvotes	0		
Undervotes	5		

DEM Male Members of County Committee Clementon Borough

Vote For 3

	TOTAL	VOTE %	
Thomas J. Weaver	77	33.62%	<div style="width: 33.62%; height: 10px; background-color: #ffc107;"></div>
Jonathan M. Fisher	75	32.75%	<div style="width: 32.75%; height: 10px; background-color: #ffc107;"></div>
Christopher McKelvey	77	33.62%	<div style="width: 33.62%; height: 10px; background-color: #ffc107;"></div>
Write-In Totals	0	0.00%	<div style="width: 0%; height: 10px; background-color: #6c757d;"></div>
Total Votes Cast	229	100.00%	<div style="width: 100%; height: 10px; background-color: #ffc107;"></div>
Overvotes	0		
Undervotes	8		

DEM Female Members of County Committee Clementon Borough

Vote For 3

	TOTAL	VOTE %	
Christine A. Nucera	73	32.59%	<div style="width: 32.59%; height: 10px; background-color: #ffc107;"></div>
Amanda McCourt	77	34.38%	<div style="width: 34.38%; height: 10px; background-color: #ffc107;"></div>
Meghan Milano	74	33.04%	<div style="width: 33.04%; height: 10px; background-color: #ffc107;"></div>
Write-In Totals	0	0.00%	<div style="width: 0%; height: 10px; background-color: #6c757d;"></div>
Total Votes Cast	224	100.00%	<div style="width: 100%; height: 10px; background-color: #ffc107;"></div>
Overvotes	0		
Undervotes	13		

Clementon District 2

REP Member of State Senate 6th Legislative District

Vote For 1

	TOTAL	VOTE %	
NO PETITION FILED	0	0.00%	<div style="width: 0%;"></div>
Write-In Totals	3	100.00%	<div style="width: 100%;"></div>
Total Votes Cast	3	100.00%	<div style="width: 100%;"></div>
Overvotes	0		
Undervotes	36		

REP Members of the General Assembly 6th Legislative District

Vote For 2

	TOTAL	VOTE %	
Daniel M. Kenny	34	47.89%	<div style="width: 47.89%;"></div>
Danielle M. Barry	37	52.11%	<div style="width: 52.11%;"></div>
Write-In Totals	0	0.00%	<div style="width: 0%;"></div>
Total Votes Cast	71	100.00%	<div style="width: 100%;"></div>
Overvotes	0		
Undervotes	7		

REP Members of the Board of County Commissioners

Vote For 2

	TOTAL	VOTE %	
Jason Fanning	36	50.00%	<div style="width: 50%;"></div>
Norman C. Rebel Jr.	36	50.00%	<div style="width: 50%;"></div>
Write-In Totals	0	0.00%	<div style="width: 0%;"></div>
Total Votes Cast	72	100.00%	<div style="width: 100%;"></div>
Overvotes	0		
Undervotes	6		

REP Mayor Clementon Borough

Vote For 1

	TOTAL	VOTE %	
Gary Saunders	37	100.00%	<div style="width: 100%;"></div>
Write-In Totals	0	0.00%	<div style="width: 0%;"></div>
Total Votes Cast	37	100.00%	<div style="width: 100%;"></div>
Overvotes	0		
Undervotes	2		

REP Members of Council Clementon Borough

Vote For 2

	TOTAL	VOTE %	
William Weyland	37	50.00%	<div style="width: 50%;"></div>
Steven Silvestro	37	50.00%	<div style="width: 50%;"></div>
Write-In Totals	0	0.00%	<div style="width: 0%;"></div>
Total Votes Cast	74	100.00%	<div style="width: 100%;"></div>
Overvotes	0		
Undervotes	4		

Clementon District 3

Statistics	TOTAL
Registered Voters - Total	1,418
Registered Voters - NONPARTISAN	517
Registered Voters - DEMOCRAT	677
Registered Voters - REPUBLICAN	224
Ballots Cast - Total	119
Ballots Cast - NONPARTISAN	0
Ballots Cast - DEMOCRAT	101
Ballots Cast - REPUBLICAN	18
Ballots Cast - Blank	0
Voter Turnout - Total	8.39%
Voter Turnout - NONPARTISAN	0.00%
Voter Turnout - DEMOCRAT	14.92%
Voter Turnout - REPUBLICAN	8.04%

DEM Member of State Senate 6th Legislative District Vote For 1

	TOTAL	VOTE %	
James Beach	92	100.00%	<div style="width: 100%; height: 10px; background-color: #ffc107;"></div>
Write-In Totals	0	0.00%	<div style="width: 0%; height: 10px; background-color: #6c757d;"></div>
Total Votes Cast	92	100.00%	<div style="width: 100%; height: 10px; background-color: #ffc107;"></div>
Overvotes	0		
Undervotes	9		

DEM Members of the General Assembly 6th Legislative District Vote For 2

	TOTAL	VOTE %	
Louis D. Greenwald	88	50.00%	<div style="width: 50%; height: 10px; background-color: #ffc107;"></div>
Pamela R. Lampitt	88	50.00%	<div style="width: 50%; height: 10px; background-color: #ffc107;"></div>
Write-In Totals	0	0.00%	<div style="width: 0%; height: 10px; background-color: #6c757d;"></div>
Total Votes Cast	176	100.00%	<div style="width: 100%; height: 10px; background-color: #ffc107;"></div>
Overvotes	0		
Undervotes	26		

DEM Members of the Board of County Commissioners Vote For 2

	TOTAL	VOTE %	
Kate Delany	26	15.38%	<div style="width: 15.38%; height: 10px; background-color: #ffc107;"></div>
Samuel E. Sweet	20	11.83%	<div style="width: 11.83%; height: 10px; background-color: #ffc107;"></div>
Louis Cappelli Jr.	64	37.87%	<div style="width: 37.87%; height: 10px; background-color: #ffc107;"></div>
Jonathan L. Young Sr.	59	34.91%	<div style="width: 34.91%; height: 10px; background-color: #ffc107;"></div>
Write-In Totals	0	0.00%	<div style="width: 0%; height: 10px; background-color: #6c757d;"></div>
Total Votes Cast	169	100.00%	<div style="width: 100%; height: 10px; background-color: #ffc107;"></div>
Overvotes	24		
Undervotes	9		

Clementon District 3

DEM Mayor Clementon Borough

Vote For 1

	TOTAL	VOTE %	
Thomas J. Weaver	88	100.00%	<div style="width: 100%; height: 10px; background-color: #f0e68c;"></div>
Write-In Totals	0	0.00%	<div style="width: 0%; height: 10px; background-color: #d3d3d3;"></div>
Total Votes Cast	88	100.00%	<div style="width: 100%; height: 10px; background-color: #f0e68c;"></div>
Overvotes	0		
Undervotes	13		

DEM Members of Council Clementon Borough

Vote For 2

	TOTAL	VOTE %	
Christine A. Nucera	88	48.62%	<div style="width: 48.62%; height: 10px; background-color: #f0e68c;"></div>
Jonathan M. Fisher	93	51.38%	<div style="width: 51.38%; height: 10px; background-color: #f0e68c;"></div>
Write-In Totals	0	0.00%	<div style="width: 0%; height: 10px; background-color: #d3d3d3;"></div>
Total Votes Cast	181	100.00%	<div style="width: 100%; height: 10px; background-color: #f0e68c;"></div>
Overvotes	0		
Undervotes	21		

DEM Male Members of County Committee Clementon Borough

Vote For 3

	TOTAL	VOTE %	
Thomas J. Weaver	88	32.47%	<div style="width: 32.47%; height: 10px; background-color: #f0e68c;"></div>
Jonathan M. Fisher	92	33.95%	<div style="width: 33.95%; height: 10px; background-color: #f0e68c;"></div>
Christopher McKelvey	91	33.58%	<div style="width: 33.58%; height: 10px; background-color: #f0e68c;"></div>
Write-In Totals	0	0.00%	<div style="width: 0%; height: 10px; background-color: #d3d3d3;"></div>
Total Votes Cast	271	100.00%	<div style="width: 100%; height: 10px; background-color: #f0e68c;"></div>
Overvotes	0		
Undervotes	32		

DEM Female Members of County Committee Clementon Borough

Vote For 3

	TOTAL	VOTE %	
Christine A. Nucera	87	32.58%	<div style="width: 32.58%; height: 10px; background-color: #f0e68c;"></div>
Amanda McCourt	89	33.33%	<div style="width: 33.33%; height: 10px; background-color: #f0e68c;"></div>
Meghan Milano	91	34.08%	<div style="width: 34.08%; height: 10px; background-color: #f0e68c;"></div>
Write-In Totals	0	0.00%	<div style="width: 0%; height: 10px; background-color: #d3d3d3;"></div>
Total Votes Cast	267	100.00%	<div style="width: 100%; height: 10px; background-color: #f0e68c;"></div>
Overvotes	0		
Undervotes	36		

Clementon District 3

REP Member of State Senate 6th Legislative District

Vote For 1

	TOTAL	VOTE %	
NO PETITION FILED	0	0.00%	<div style="width: 0%;"></div>
Write-In Totals	1	100.00%	<div style="width: 100%;"></div>
Total Votes Cast	1	100.00%	<div style="width: 100%;"></div>
Overvotes	0		
Undervotes	17		

REP Members of the General Assembly 6th Legislative District

Vote For 2

	TOTAL	VOTE %	
Daniel M. Kenny	18	50.00%	<div style="width: 50%;"></div>
Danielle M. Barry	18	50.00%	<div style="width: 50%;"></div>
Write-In Totals	0	0.00%	<div style="width: 0%;"></div>
Total Votes Cast	36	100.00%	<div style="width: 100%;"></div>
Overvotes	0		
Undervotes	0		

REP Members of the Board of County Commissioners

Vote For 2

	TOTAL	VOTE %	
Jason Fanning	18	50.00%	<div style="width: 50%;"></div>
Norman C. Rebel Jr.	18	50.00%	<div style="width: 50%;"></div>
Write-In Totals	0	0.00%	<div style="width: 0%;"></div>
Total Votes Cast	36	100.00%	<div style="width: 100%;"></div>
Overvotes	0		
Undervotes	0		

REP Mayor Clementon Borough

Vote For 1

	TOTAL	VOTE %	
Gary Saunders	17	100.00%	<div style="width: 100%;"></div>
Write-In Totals	0	0.00%	<div style="width: 0%;"></div>
Total Votes Cast	17	100.00%	<div style="width: 100%;"></div>
Overvotes	0		
Undervotes	1		

REP Members of Council Clementon Borough

Vote For 2

	TOTAL	VOTE %	
William Weyland	18	50.00%	<div style="width: 50%;"></div>
Steven Silvestro	18	50.00%	<div style="width: 50%;"></div>
Write-In Totals	0	0.00%	<div style="width: 0%;"></div>
Total Votes Cast	36	100.00%	<div style="width: 100%;"></div>
Overvotes	0		
Undervotes	0		

Collingswood District 1 Suppressed

Statistics	TOTAL
Registered Voters - Total	777
Registered Voters - NONPARTISAN	215
Registered Voters - DEMOCRAT	460
Registered Voters - REPUBLICAN	102
Ballots Cast - Total	167
Ballots Cast - NONPARTISAN	0
Ballots Cast - DEMOCRAT	154
Ballots Cast - REPUBLICAN	13
Ballots Cast - Blank	0
Voter Turnout - Total	21.49%
Voter Turnout - NONPARTISAN	0.00%
Voter Turnout - DEMOCRAT	33.48%
Voter Turnout - REPUBLICAN	12.75%

DEM Member of State Senate 5th Legislative District Vote For 1

	TOTAL	VOTE %	
Nilsa Cruz-Perez	135	100.00%	<div style="width: 100%; height: 10px; background-color: #ffc107;"></div>
Write-In Totals	0	0.00%	<div style="width: 0%; height: 10px; background-color: #6c757d;"></div>
Total Votes Cast	135	100.00%	<div style="width: 100%; height: 10px; background-color: #ffc107;"></div>
Overvotes	1		
Undervotes	18		

DEM Members of the General Assembly 5th Legislative District Vote For 2

	TOTAL	VOTE %	
William F. Moen Jr.	130	50.00%	<div style="width: 50%; height: 10px; background-color: #ffc107;"></div>
William W. Spearman	128	49.23%	<div style="width: 49.23%; height: 10px; background-color: #ffc107;"></div>
Write-In Totals	2	0.77%	<div style="width: 0.77%; height: 10px; background-color: #6c757d;"></div>
Total Votes Cast	260	100.00%	<div style="width: 100%; height: 10px; background-color: #ffc107;"></div>
Overvotes	2		
Undervotes	46		

DEM Members of the Board of County Commissioners Vote For 2

	TOTAL	VOTE %	
Kate Delany	72	23.92%	<div style="width: 23.92%; height: 10px; background-color: #ffc107;"></div>
Samuel E. Sweet	59	19.60%	<div style="width: 19.60%; height: 10px; background-color: #ffc107;"></div>
Louis Cappelli Jr.	90	29.90%	<div style="width: 29.90%; height: 10px; background-color: #ffc107;"></div>
Jonathan L. Young Sr.	80	26.58%	<div style="width: 26.58%; height: 10px; background-color: #ffc107;"></div>
Write-In Totals	0	0.00%	<div style="width: 0%; height: 10px; background-color: #6c757d;"></div>
Total Votes Cast	301	100.00%	<div style="width: 100%; height: 10px; background-color: #ffc107;"></div>
Overvotes	4		
Undervotes	3		

Collingswood District 1 Suppressed

DEM Members of County Committee Collingswood Borough

Vote For 1

	TOTAL	VOTE %
SJ Prog Dems	63	42.86%
Cam Co Dem Comm Inc	84	57.14%
Total Votes Cast	147	100.00%
Overvotes	1	
Undervotes	6	

REP Member of State Senate 5th Legislative District

Vote For 1

	TOTAL	VOTE %
Clyde E. Cook		
Write-In Totals		
Total Votes Cast		
Overvotes		
Undervotes		

REP Members of the General Assembly 5th Legislative District

Vote For 2

	TOTAL	VOTE %
Joe Miller		
Yalinda Pagan		
Write-In Totals		
Total Votes Cast		
Overvotes		
Undervotes		

REP Members of the Board of County Commissioners

Vote For 2

	TOTAL	VOTE %
Jason Fanning		
Norman C. Rebel Jr.		
Write-In Totals		
Total Votes Cast		
Overvotes		
Undervotes		

Collingswood District 2

Statistics	TOTAL
Registered Voters - Total	1,095
Registered Voters - NONPARTISAN	259
Registered Voters - DEMOCRAT	687
Registered Voters - REPUBLICAN	149
Ballots Cast - Total	226
Ballots Cast - NONPARTISAN	0
Ballots Cast - DEMOCRAT	208
Ballots Cast - REPUBLICAN	18
Ballots Cast - Blank	0
Voter Turnout - Total	20.64%
Voter Turnout - NONPARTISAN	0.00%
Voter Turnout - DEMOCRAT	30.28%
Voter Turnout - REPUBLICAN	12.08%

DEM Member of State Senate 5th Legislative District Vote For 1

	TOTAL	VOTE %	
Nilsa Cruz-Perez	173	100.00%	<div style="width: 100%; height: 10px; background-color: #f0e68c;"></div>
Write-In Totals	0	0.00%	<div style="width: 0%; height: 10px; background-color: #d3d3d3;"></div>
Total Votes Cast	173	100.00%	<div style="width: 100%; height: 10px; background-color: #f0e68c;"></div>
Overvotes	0		
Undervotes	35		

DEM Members of the General Assembly 5th Legislative District Vote For 2

	TOTAL	VOTE %	
William F. Moen Jr.	167	50.45%	<div style="width: 50.45%; height: 10px; background-color: #f0e68c;"></div>
William W. Spearman	164	49.55%	<div style="width: 49.55%; height: 10px; background-color: #d3d3d3;"></div>
Write-In Totals	0	0.00%	<div style="width: 0%; height: 10px; background-color: #d3d3d3;"></div>
Total Votes Cast	331	100.00%	<div style="width: 100%; height: 10px; background-color: #f0e68c;"></div>
Overvotes	0		
Undervotes	85		

DEM Members of the Board of County Commissioners Vote For 2

	TOTAL	VOTE %	
Kate Delany	90	22.84%	<div style="width: 22.84%; height: 10px; background-color: #f0e68c;"></div>
Samuel E. Sweet	68	17.26%	<div style="width: 17.26%; height: 10px; background-color: #d3d3d3;"></div>
Louis Cappelli Jr.	123	31.22%	<div style="width: 31.22%; height: 10px; background-color: #f0e68c;"></div>
Jonathan L. Young Sr.	113	28.68%	<div style="width: 28.68%; height: 10px; background-color: #d3d3d3;"></div>
Write-In Totals	0	0.00%	<div style="width: 0%; height: 10px; background-color: #d3d3d3;"></div>
Total Votes Cast	394	100.00%	<div style="width: 100%; height: 10px; background-color: #f0e68c;"></div>
Overvotes	10		
Undervotes	12		

Collingswood District 2

DEM Members of County Committee Collingswood Borough

Vote For 1

	TOTAL	VOTE %	
SJ Prog Dems	63	33.33%	<div style="width: 33.33%;"><div style="width: 33.33%;"></div></div>
Cam Co Dem Comm Inc	126	66.67%	<div style="width: 66.67%;"><div style="width: 66.67%;"></div></div>
Total Votes Cast	189	100.00%	<div style="width: 100%;"><div style="width: 100%;"></div></div>
Overvotes	2		
Undervotes	17		

REP Member of State Senate 5th Legislative District

Vote For 1

	TOTAL	VOTE %	
Clyde E. Cook	16	100.00%	<div style="width: 100%;"><div style="width: 100%;"></div></div>
Write-In Totals	0	0.00%	<div style="width: 0%;"><div style="width: 0%;"></div></div>
Total Votes Cast	16	100.00%	<div style="width: 100%;"><div style="width: 100%;"></div></div>
Overvotes	0		
Undervotes	2		

REP Members of the General Assembly 5th Legislative District

Vote For 2

	TOTAL	VOTE %	
Joe Miller	17	48.57%	<div style="width: 48.57%;"><div style="width: 48.57%;"></div></div>
Yalinda Pagan	16	45.71%	<div style="width: 45.71%;"><div style="width: 45.71%;"></div></div>
Write-In Totals	2	5.71%	<div style="width: 5.71%;"><div style="width: 5.71%;"></div></div>
Total Votes Cast	35	100.00%	<div style="width: 100%;"><div style="width: 100%;"></div></div>
Overvotes	0		
Undervotes	1		

REP Members of the Board of County Commissioners

Vote For 2

	TOTAL	VOTE %	
Jason Fanning	16	47.06%	<div style="width: 47.06%;"><div style="width: 47.06%;"></div></div>
Norman C. Rebel Jr.	16	47.06%	<div style="width: 47.06%;"><div style="width: 47.06%;"></div></div>
Write-In Totals	2	5.88%	<div style="width: 5.88%;"><div style="width: 5.88%;"></div></div>
Total Votes Cast	34	100.00%	<div style="width: 100%;"><div style="width: 100%;"></div></div>
Overvotes	0		
Undervotes	2		

Collingswood District 3 Suppressed

Statistics	TOTAL
Registered Voters - Total	669
Registered Voters - NONPARTISAN	195
Registered Voters - DEMOCRAT	370
Registered Voters - REPUBLICAN	104
Ballots Cast - Total	99
Ballots Cast - NONPARTISAN	0
Ballots Cast - DEMOCRAT	87
Ballots Cast - REPUBLICAN	12
Ballots Cast - Blank	0
Voter Turnout - Total	14.80%
Voter Turnout - NONPARTISAN	0.00%
Voter Turnout - DEMOCRAT	23.51%
Voter Turnout - REPUBLICAN	11.54%

DEM Member of State Senate 5th Legislative District Vote For 1

	TOTAL	VOTE %
Nilsa Cruz-Perez	67	98.53%
Write-In Totals	1	1.47%
Total Votes Cast	68	100.00%
Overvotes	0	
Undervotes	19	

DEM Members of the General Assembly 5th Legislative District Vote For 2

	TOTAL	VOTE %
William F. Moen Jr.	63	49.61%
William W. Spearman	62	48.82%
Write-In Totals	2	1.57%
Total Votes Cast	127	100.00%
Overvotes	0	
Undervotes	47	

DEM Members of the Board of County Commissioners Vote For 2

	TOTAL	VOTE %
Kate Delany	30	18.07%
Samuel E. Sweet	23	13.86%
Louis Cappelli Jr.	59	35.54%
Jonathan L. Young Sr.	54	32.53%
Write-In Totals	0	0.00%
Total Votes Cast	166	100.00%
Overvotes	2	
Undervotes	6	

Collingswood District 3 Suppressed

DEM Members of County Committee Collingswood Borough

Vote For 1

	TOTAL	VOTE %
SJ Prog Dems	26	33.77%
Cam Co Dem Comm Inc	51	66.23%
Total Votes Cast	77	100.00%
Overvotes	1	
Undervotes	9	

REP Member of State Senate 5th Legislative District

Vote For 1

	TOTAL	VOTE %
Clyde E. Cook		
Write-In Totals		
Total Votes Cast		
Overvotes		
Undervotes		

REP Members of the General Assembly 5th Legislative District

Vote For 2

	TOTAL	VOTE %
Joe Miller		
Yalinda Pagan		
Write-In Totals		
Total Votes Cast		
Overvotes		
Undervotes		

REP Members of the Board of County Commissioners

Vote For 2

	TOTAL	VOTE %
Jason Fanning		
Norman C. Rebel Jr.		
Write-In Totals		
Total Votes Cast		
Overvotes		
Undervotes		

Collingswood District 4

Statistics	TOTAL
Registered Voters - Total	996
Registered Voters - NONPARTISAN	300
Registered Voters - DEMOCRAT	565
Registered Voters - REPUBLICAN	131
Ballots Cast - Total	193
Ballots Cast - NONPARTISAN	0
Ballots Cast - DEMOCRAT	176
Ballots Cast - REPUBLICAN	17
Ballots Cast - Blank	0
Voter Turnout - Total	19.38%
Voter Turnout - NONPARTISAN	0.00%
Voter Turnout - DEMOCRAT	31.15%
Voter Turnout - REPUBLICAN	12.98%

DEM Member of State Senate 5th Legislative District Vote For 1

	TOTAL	VOTE %
Nilsa Cruz-Perez	147	99.32%
Write-In Totals	1	0.68%
Total Votes Cast	148	100.00%
Overvotes	0	
Undervotes	28	

DEM Members of the General Assembly 5th Legislative District Vote For 2

	TOTAL	VOTE %
William F. Moen Jr.	147	49.49%
William W. Spearman	148	49.83%
Write-In Totals	2	0.67%
Total Votes Cast	297	100.00%
Overvotes	0	
Undervotes	55	

DEM Members of the Board of County Commissioners Vote For 2

	TOTAL	VOTE %
Kate Delany	73	21.66%
Samuel E. Sweet	63	18.69%
Louis Cappelli Jr.	104	30.86%
Jonathan L. Young Sr.	97	28.78%
Write-In Totals	0	0.00%
Total Votes Cast	337	100.00%
Overvotes	4	
Undervotes	11	

Collingswood District 4

DEM Members of County Committee Collingswood Borough

Vote For 1

	TOTAL	VOTE %	
SJ Prog Dems	58	34.94%	<div style="width: 34.94%; background-color: #f0e68c;"></div>
Cam Co Dem Comm Inc	108	65.06%	<div style="width: 65.06%; background-color: #f0e68c;"></div>
Total Votes Cast	166	100.00%	<div style="width: 100%; background-color: #f0e68c;"></div>
Overvotes	3		
Undervotes	7		

REP Member of State Senate 5th Legislative District

Vote For 1

	TOTAL	VOTE %	
Clyde E. Cook	17	100.00%	<div style="width: 100%; background-color: #f0e68c;"></div>
Write-In Totals	0	0.00%	<div style="width: 0%; background-color: #f0e68c;"></div>
Total Votes Cast	17	100.00%	<div style="width: 100%; background-color: #f0e68c;"></div>
Overvotes	0		
Undervotes	0		

REP Members of the General Assembly 5th Legislative District

Vote For 2

	TOTAL	VOTE %	
Joe Miller	17	51.52%	<div style="width: 51.52%; background-color: #f0e68c;"></div>
Yalinda Pagan	16	48.48%	<div style="width: 48.48%; background-color: #f0e68c;"></div>
Write-In Totals	0	0.00%	<div style="width: 0%; background-color: #f0e68c;"></div>
Total Votes Cast	33	100.00%	<div style="width: 100%; background-color: #f0e68c;"></div>
Overvotes	0		
Undervotes	1		

REP Members of the Board of County Commissioners




Vote For 2

	TOTAL	VOTE %	
Jason Fanning	17	51.52%	<div style="width: 51.52%; background-color: #f0e68c;"></div>
Norman C. Rebel Jr.	16	48.48%	<div style="width: 48.48%; background-color: #f0e68c;"></div>
Write-In Totals	0	0.00%	<div style="width: 0%; background-color: #f0e68c;"></div>
Total Votes Cast	33	100.00%	<div style="width: 100%; background-color: #f0e68c;"></div>
Overvotes	0		
Undervotes	1		





Collingswood District 5 Suppressed

Statistics	TOTAL
Registered Voters - Total	1,011
Registered Voters - NONPARTISAN	408
Registered Voters - DEMOCRAT	520
Registered Voters - REPUBLICAN	83
Ballots Cast - Total	62
Ballots Cast - NONPARTISAN	0
Ballots Cast - DEMOCRAT	53
Ballots Cast - REPUBLICAN	9
Ballots Cast - Blank	0
Voter Turnout - Total	6.13%
Voter Turnout - NONPARTISAN	0.00%
Voter Turnout - DEMOCRAT	10.19%
Voter Turnout - REPUBLICAN	10.84%







DEM Member of State Senate 5th Legislative District Vote For 1

	TOTAL	VOTE %	
Nilsa Cruz-Perez	46	100.00%	
Write-In Totals	0	0.00%	
Total Votes Cast	46	100.00%	
Overvotes	0		
Undervotes	7		

DEM Members of the General Assembly 5th Legislative District Vote For 2

	TOTAL	VOTE %	
William F. Moen Jr.	41	47.67%	
William W. Spearman	45	52.33%	
Write-In Totals	0	0.00%	
Total Votes Cast	86	100.00%	
Overvotes	0		
Undervotes	20		

DEM Members of the Board of County Commissioners Vote For 2

	TOTAL	VOTE %	
Kate Delany	19	20.43%	
Samuel E. Sweet	19	20.43%	
Louis Cappelli Jr.	27	29.03%	
Jonathan L. Young Sr.	28	30.11%	
Write-In Totals	0	0.00%	
Total Votes Cast	93	100.00%	
Overvotes	6		
Undervotes	7		

Collingswood District 5 Suppressed

DEM Members of County Committee Collingswood Borough

Vote For 1

	TOTAL	VOTE %
SJ Prog Dems	16	39.02%
Cam Co Dem Comm Inc	25	60.98%
Total Votes Cast	41	100.00%
Overvotes	2	
Undervotes	10	

REP Member of State Senate 5th Legislative District

Vote For 1

	TOTAL	VOTE %
Clyde E. Cook		
Write-In Totals		
Total Votes Cast		
Overvotes		
Undervotes		

REP Members of the General Assembly 5th Legislative District

Vote For 2

	TOTAL	VOTE %
Joe Miller		
Yalinda Pagan		
Write-In Totals		
Total Votes Cast		
Overvotes		
Undervotes		

REP Members of the Board of County Commissioners




Vote For 2

	TOTAL	VOTE %
Jason Fanning		
Norman C. Rebel Jr.		
Write-In Totals		
Total Votes Cast		
Overvotes		
Undervotes		





Collingswood District 6

Statistics	TOTAL
Registered Voters - Total	755
Registered Voters - NONPARTISAN	206
Registered Voters - DEMOCRAT	433
Registered Voters - REPUBLICAN	116
Ballots Cast - Total	157
Ballots Cast - NONPARTISAN	0
Ballots Cast - DEMOCRAT	135
Ballots Cast - REPUBLICAN	22
Ballots Cast - Blank	0
Voter Turnout - Total	20.79%
Voter Turnout - NONPARTISAN	0.00%
Voter Turnout - DEMOCRAT	31.18%
Voter Turnout - REPUBLICAN	18.97%







DEM Member of State Senate 5th Legislative District Vote For 1

	TOTAL	VOTE %	
Nilsa Cruz-Perez	112	100.00%	
Write-In Totals	0	0.00%	
Total Votes Cast	112	100.00%	
Overvotes	0		
Undervotes	23		

DEM Members of the General Assembly 5th Legislative District Vote For 2

	TOTAL	VOTE %	
William F. Moen Jr.	108	50.23%	
William W. Spearman	107	49.77%	
Write-In Totals	0	0.00%	
Total Votes Cast	215	100.00%	
Overvotes	0		
Undervotes	55		

DEM Members of the Board of County Commissioners Vote For 2

	TOTAL	VOTE %	
Kate Delany	64	24.90%	
Samuel E. Sweet	51	19.84%	
Louis Cappelli Jr.	73	28.40%	
Jonathan L. Young Sr.	69	26.85%	
Write-In Totals	0	0.00%	
Total Votes Cast	257	100.00%	
Overvotes	6		
Undervotes	7		

Collingswood District 6

DEM Members of County Committee Collingswood Borough

Vote For 1

	TOTAL	VOTE %	
SJ Prog Dems	55	42.97%	<div style="width: 42.97%; background-color: #f0e68c;"></div>
Cam Co Dem Comm Inc	73	57.03%	<div style="width: 57.03%; background-color: #f0e68c;"></div>
Total Votes Cast	128	100.00%	<div style="width: 100%; background-color: #f0e68c;"></div>
Overvotes	3		
Undervotes	4		

REP Member of State Senate 5th Legislative District

Vote For 1

	TOTAL	VOTE %	
Clyde E. Cook	22	100.00%	<div style="width: 100%; background-color: #f0e68c;"></div>
Write-In Totals	0	0.00%	<div style="width: 0%; background-color: #f0e68c;"></div>
Total Votes Cast	22	100.00%	<div style="width: 100%; background-color: #f0e68c;"></div>
Overvotes	0		
Undervotes	0		

REP Members of the General Assembly 5th Legislative District

Vote For 2

	TOTAL	VOTE %	
Joe Miller	21	50.00%	<div style="width: 50%; background-color: #f0e68c;"></div>
Yalinda Pagan	21	50.00%	<div style="width: 50%; background-color: #f0e68c;"></div>
Write-In Totals	0	0.00%	<div style="width: 0%; background-color: #f0e68c;"></div>
Total Votes Cast	42	100.00%	<div style="width: 100%; background-color: #f0e68c;"></div>
Overvotes	0		
Undervotes	2		

REP Members of the Board of County Commissioners

Vote For 2

	TOTAL	VOTE %	
Jason Fanning	21	50.00%	<div style="width: 50%; background-color: #f0e68c;"></div>
Norman C. Rebel Jr.	21	50.00%	<div style="width: 50%; background-color: #f0e68c;"></div>
Write-In Totals	0	0.00%	<div style="width: 0%; background-color: #f0e68c;"></div>
Total Votes Cast	42	100.00%	<div style="width: 100%; background-color: #f0e68c;"></div>
Overvotes	0		
Undervotes	2		

Collingswood District 7

Statistics	TOTAL
Registered Voters - Total	1,018
Registered Voters - NONPARTISAN	267
Registered Voters - DEMOCRAT	602
Registered Voters - REPUBLICAN	149
Ballots Cast - Total	187
Ballots Cast - NONPARTISAN	0
Ballots Cast - DEMOCRAT	171
Ballots Cast - REPUBLICAN	16
Ballots Cast - Blank	0
Voter Turnout - Total	18.37%
Voter Turnout - NONPARTISAN	0.00%
Voter Turnout - DEMOCRAT	28.41%
Voter Turnout - REPUBLICAN	10.74%

DEM Member of State Senate 5th Legislative District Vote For 1

	TOTAL	VOTE %	
Nilsa Cruz-Perez	151	99.34%	
Write-In Totals	1	0.66%	
Total Votes Cast	152	100.00%	
Overvotes	0		
Undervotes	19		

DEM Members of the General Assembly 5th Legislative District Vote For 2

	TOTAL	VOTE %	
William F. Moen Jr.	153	50.50%	
William W. Spearman	149	49.17%	
Write-In Totals	1	0.33%	
Total Votes Cast	303	100.00%	
Overvotes	0		
Undervotes	39		

DEM Members of the Board of County Commissioners Vote For 2

	TOTAL	VOTE %	
Kate Delany	78	23.85%	
Samuel E. Sweet	61	18.65%	
Louis Cappelli Jr.	98	29.97%	
Jonathan L. Young Sr.	89	27.22%	
Write-In Totals	1	0.31%	
Total Votes Cast	327	100.00%	
Overvotes	10		
Undervotes	5		

Collingswood District 7

DEM Members of County Committee Collingswood Borough

Vote For 1

	TOTAL	VOTE %	
SJ Prog Dems	69	43.67%	<div style="width: 43.67%;"><div style="width: 43.67%;"></div></div>
Cam Co Dem Comm Inc	89	56.33%	<div style="width: 56.33%;"><div style="width: 56.33%;"></div></div>
Total Votes Cast	158	100.00%	<div style="width: 100%;"><div style="width: 100%;"></div></div>
Overvotes	3		
Undervotes	10		

REP Member of State Senate 5th Legislative District

Vote For 1

	TOTAL	VOTE %	
Clyde E. Cook	16	100.00%	<div style="width: 100%;"><div style="width: 100%;"></div></div>
Write-In Totals	0	0.00%	<div style="width: 0%;"><div style="width: 0%;"></div></div>
Total Votes Cast	16	100.00%	<div style="width: 100%;"><div style="width: 100%;"></div></div>
Overvotes	0		
Undervotes	0		

REP Members of the General Assembly 5th Legislative District

Vote For 2

	TOTAL	VOTE %	
Joe Miller	15	51.72%	<div style="width: 51.72%;"><div style="width: 51.72%;"></div></div>
Yalinda Pagan	14	48.28%	<div style="width: 48.28%;"><div style="width: 48.28%;"></div></div>
Write-In Totals	0	0.00%	<div style="width: 0%;"><div style="width: 0%;"></div></div>
Total Votes Cast	29	100.00%	<div style="width: 100%;"><div style="width: 100%;"></div></div>
Overvotes	0		
Undervotes	3		

REP Members of the Board of County Commissioners

Vote For 2

	TOTAL	VOTE %	
Jason Fanning	16	50.00%	<div style="width: 50%;"><div style="width: 50%;"></div></div>
Norman C. Rebel Jr.	16	50.00%	<div style="width: 50%;"><div style="width: 50%;"></div></div>
Write-In Totals	0	0.00%	<div style="width: 0%;"><div style="width: 0%;"></div></div>
Total Votes Cast	32	100.00%	<div style="width: 100%;"><div style="width: 100%;"></div></div>
Overvotes	0		
Undervotes	0		

Collingswood District 8

Statistics	TOTAL
Registered Voters - Total	892
Registered Voters - NONPARTISAN	227
Registered Voters - DEMOCRAT	537
Registered Voters - REPUBLICAN	128
Ballots Cast - Total	159
Ballots Cast - NONPARTISAN	0
Ballots Cast - DEMOCRAT	141
Ballots Cast - REPUBLICAN	18
Ballots Cast - Blank	1
Voter Turnout - Total	17.83%
Voter Turnout - NONPARTISAN	0.00%
Voter Turnout - DEMOCRAT	26.26%
Voter Turnout - REPUBLICAN	14.06%

DEM Member of State Senate 5th Legislative District Vote For 1

	TOTAL	VOTE %	
Nilsa Cruz-Perez	121	100.00%	<div style="width: 100%; height: 10px; background-color: #ffc107;"></div>
Write-In Totals	0	0.00%	<div style="width: 0%; height: 10px; background-color: #6c757d;"></div>
Total Votes Cast	121	100.00%	<div style="width: 100%; height: 10px; background-color: #ffc107;"></div>
Overvotes	0		
Undervotes	20		

DEM Members of the General Assembly 5th Legislative District Vote For 2

	TOTAL	VOTE %	
William F. Moen Jr.	117	49.58%	<div style="width: 49.58%; height: 10px; background-color: #ffc107;"></div>
William W. Spearman	119	50.42%	<div style="width: 50.42%; height: 10px; background-color: #6c757d;"></div>
Write-In Totals	0	0.00%	<div style="width: 0%; height: 10px; background-color: #6c757d;"></div>
Total Votes Cast	236	100.00%	<div style="width: 100%; height: 10px; background-color: #ffc107;"></div>
Overvotes	0		
Undervotes	46		

DEM Members of the Board of County Commissioners Vote For 2

	TOTAL	VOTE %	
Kate Delany	61	22.85%	<div style="width: 22.85%; height: 10px; background-color: #ffc107;"></div>
Samuel E. Sweet	58	21.72%	<div style="width: 21.72%; height: 10px; background-color: #6c757d;"></div>
Louis Cappelli Jr.	75	28.09%	<div style="width: 28.09%; height: 10px; background-color: #ffc107;"></div>
Jonathan L. Young Sr.	73	27.34%	<div style="width: 27.34%; height: 10px; background-color: #6c757d;"></div>
Write-In Totals	0	0.00%	<div style="width: 0%; height: 10px; background-color: #6c757d;"></div>
Total Votes Cast	267	100.00%	<div style="width: 100%; height: 10px; background-color: #ffc107;"></div>
Overvotes	6		
Undervotes	9		

Collingswood District 8

DEM Members of County Committee Collingswood Borough

Vote For 1

	TOTAL	VOTE %	
SJ Prog Dems	59	44.70%	<div style="width: 44.70%; background-color: #f0e68c;"></div>
Cam Co Dem Comm Inc	73	55.30%	<div style="width: 55.30%; background-color: #f0e68c;"></div>
Total Votes Cast	132	100.00%	<div style="width: 100%; background-color: #f0e68c;"></div>
Overvotes	3		
Undervotes	6		

REP Member of State Senate 5th Legislative District

Vote For 1

	TOTAL	VOTE %	
Clyde E. Cook	16	100.00%	<div style="width: 100%; background-color: #f0e68c;"></div>
Write-In Totals	0	0.00%	<div style="width: 0%; background-color: #f0e68c;"></div>
Total Votes Cast	16	100.00%	<div style="width: 100%; background-color: #f0e68c;"></div>
Overvotes	0		
Undervotes	2		

REP Members of the General Assembly 5th Legislative District

Vote For 2

	TOTAL	VOTE %	
Joe Miller	16	48.48%	<div style="width: 48.48%; background-color: #f0e68c;"></div>
Yalinda Pagan	17	51.52%	<div style="width: 51.52%; background-color: #f0e68c;"></div>
Write-In Totals	0	0.00%	<div style="width: 0%; background-color: #f0e68c;"></div>
Total Votes Cast	33	100.00%	<div style="width: 100%; background-color: #f0e68c;"></div>
Overvotes	0		
Undervotes	3		

REP Members of the Board of County Commissioners




Vote For 2

	TOTAL	VOTE %	
Jason Fanning	16	50.00%	<div style="width: 50.00%; background-color: #f0e68c;"></div>
Norman C. Rebel Jr.	16	50.00%	<div style="width: 50.00%; background-color: #f0e68c;"></div>
Write-In Totals	0	0.00%	<div style="width: 0%; background-color: #f0e68c;"></div>
Total Votes Cast	32	100.00%	<div style="width: 100%; background-color: #f0e68c;"></div>
Overvotes	0		
Undervotes	4		





Collingswood District 9

Statistics	TOTAL
Registered Voters - Total	1,374
Registered Voters - NONPARTISAN	423
Registered Voters - DEMOCRAT	783
Registered Voters - REPUBLICAN	168
Ballots Cast - Total	216
Ballots Cast - NONPARTISAN	0
Ballots Cast - DEMOCRAT	197
Ballots Cast - REPUBLICAN	19
Ballots Cast - Blank	0
Voter Turnout - Total	15.72%
Voter Turnout - NONPARTISAN	0.00%
Voter Turnout - DEMOCRAT	25.16%
Voter Turnout - REPUBLICAN	11.31%







DEM Member of State Senate 5th Legislative District Vote For 1

	TOTAL	VOTE %	
Nilsa Cruz-Perez	179	100.00%	
Write-In Totals	0	0.00%	
Total Votes Cast	179	100.00%	
Overvotes	0		
Undervotes	18		

DEM Members of the General Assembly 5th Legislative District Vote For 2

	TOTAL	VOTE %	
William F. Moen Jr.	177	51.01%	
William W. Spearman	170	48.99%	
Write-In Totals	0	0.00%	
Total Votes Cast	347	100.00%	
Overvotes	0		
Undervotes	47		

DEM Members of the Board of County Commissioners Vote For 2

	TOTAL	VOTE %	
Kate Delany	80	20.83%	
Samuel E. Sweet	71	18.49%	
Louis Cappelli Jr.	120	31.25%	
Jonathan L. Young Sr.	113	29.43%	
Write-In Totals	0	0.00%	
Total Votes Cast	384	100.00%	
Overvotes	4		
Undervotes	6		

Collingswood District 9

DEM Members of County Committee Collingswood Borough

Vote For 1

	TOTAL	VOTE %	
SJ Prog Dems	68	36.56%	<div style="width: 36.56%; background-color: #f0e68c;"></div>
Cam Co Dem Comm Inc	118	63.44%	<div style="width: 63.44%; background-color: #f0e68c;"></div>
Total Votes Cast	186	100.00%	<div style="width: 100%; background-color: #f0e68c;"></div>
Overvotes	1		
Undervotes	10		

REP Member of State Senate 5th Legislative District

Vote For 1

	TOTAL	VOTE %	
Clyde E. Cook	19	100.00%	<div style="width: 100%; background-color: #f0e68c;"></div>
Write-In Totals	0	0.00%	
Total Votes Cast	19	100.00%	<div style="width: 100%; background-color: #f0e68c;"></div>
Overvotes	0		
Undervotes	0		

REP Members of the General Assembly 5th Legislative District

Vote For 2

	TOTAL	VOTE %	
Joe Miller	19	50.00%	<div style="width: 50%; background-color: #f0e68c;"></div>
Yalinda Pagan	19	50.00%	<div style="width: 50%; background-color: #f0e68c;"></div>
Write-In Totals	0	0.00%	
Total Votes Cast	38	100.00%	<div style="width: 100%; background-color: #f0e68c;"></div>
Overvotes	0		
Undervotes	0		

REP Members of the Board of County Commissioners




Vote For 2

	TOTAL	VOTE %	
Jason Fanning	19	50.00%	<div style="width: 50%; background-color: #f0e68c;"></div>
Norman C. Rebel Jr.	19	50.00%	<div style="width: 50%; background-color: #f0e68c;"></div>
Write-In Totals	0	0.00%	
Total Votes Cast	38	100.00%	<div style="width: 100%; background-color: #f0e68c;"></div>
Overvotes	0		
Undervotes	0		





Collingswood District 10 Suppressed

Statistics	TOTAL
Registered Voters - Total	884
Registered Voters - NONPARTISAN	261
Registered Voters - DEMOCRAT	496
Registered Voters - REPUBLICAN	127
Ballots Cast - Total	148
Ballots Cast - NONPARTISAN	0
Ballots Cast - DEMOCRAT	135
Ballots Cast - REPUBLICAN	13
Ballots Cast - Blank	0
Voter Turnout - Total	16.74%
Voter Turnout - NONPARTISAN	0.00%
Voter Turnout - DEMOCRAT	27.22%
Voter Turnout - REPUBLICAN	10.24%







DEM Member of State Senate 5th Legislative District Vote For 1

	TOTAL	VOTE %	
Nilsa Cruz-Perez	110	99.10%	
Write-In Totals	1	0.90%	
Total Votes Cast	111	100.00%	
Overvotes	0		
Undervotes	24		

DEM Members of the General Assembly 5th Legislative District Vote For 2

	TOTAL	VOTE %	
William F. Moen Jr.	105	50.48%	
William W. Spearman	103	49.52%	
Write-In Totals	0	0.00%	
Total Votes Cast	208	100.00%	
Overvotes	0		
Undervotes	62		

DEM Members of the Board of County Commissioners Vote For 2

	TOTAL	VOTE %	
Kate Delany	60	22.99%	
Samuel E. Sweet	47	18.01%	
Louis Cappelli Jr.	78	29.89%	
Jonathan L. Young Sr.	75	28.74%	
Write-In Totals	1	0.38%	
Total Votes Cast	261	100.00%	
Overvotes	0		
Undervotes	9		

Collingswood District 10 Suppressed

DEM Members of County Committee Collingswood Borough

Vote For 1

	TOTAL	VOTE %
SJ Prog Dems	52	41.27%
Cam Co Dem Comm Inc	74	58.73%
Total Votes Cast	126	100.00%
Overvotes	0	
Undervotes	9	

REP Member of State Senate 5th Legislative District

Vote For 1

	TOTAL	VOTE %
Clyde E. Cook		
Write-In Totals		
Total Votes Cast		
Overvotes		
Undervotes		

REP Members of the General Assembly 5th Legislative District

Vote For 2

	TOTAL	VOTE %
Joe Miller		
Yalinda Pagan		
Write-In Totals		
Total Votes Cast		
Overvotes		
Undervotes		

REP Members of the Board of County Commissioners

Vote For 2

	TOTAL	VOTE %
Jason Fanning		
Norman C. Rebel Jr.		
Write-In Totals		
Total Votes Cast		
Overvotes		
Undervotes		

Collingswood District 11 Suppressed

Statistics	TOTAL
Registered Voters - Total	1,015
Registered Voters - NONPARTISAN	326
Registered Voters - DEMOCRAT	575
Registered Voters - REPUBLICAN	114
Ballots Cast - Total	169
Ballots Cast - NONPARTISAN	0
Ballots Cast - DEMOCRAT	160
Ballots Cast - REPUBLICAN	9
Ballots Cast - Blank	0
Voter Turnout - Total	16.65%
Voter Turnout - NONPARTISAN	0.00%
Voter Turnout - DEMOCRAT	27.83%
Voter Turnout - REPUBLICAN	7.89%

DEM Member of State Senate 5th Legislative District Vote For 1

	TOTAL	VOTE %	
Nilsa Cruz-Perez	131	98.50%	
Write-In Totals	2	1.50%	
Total Votes Cast	133	100.00%	
Overvotes	0		
Undervotes	27		

DEM Members of the General Assembly 5th Legislative District Vote For 2

	TOTAL	VOTE %	
William F. Moen Jr.	127	49.22%	
William W. Spearman	128	49.61%	
Write-In Totals	3	1.16%	
Total Votes Cast	258	100.00%	
Overvotes	0		
Undervotes	62		

DEM Members of the Board of County Commissioners Vote For 2

	TOTAL	VOTE %	
Kate Delany	62	20.39%	
Samuel E. Sweet	54	17.76%	
Louis Cappelli Jr.	100	32.89%	
Jonathan L. Young Sr.	88	28.95%	
Write-In Totals	0	0.00%	
Total Votes Cast	304	100.00%	
Overvotes	10		
Undervotes	6		

Collingswood District 11 Suppressed

DEM Members of County Committee Collingswood Borough

Vote For 1

	TOTAL	VOTE %
SJ Prog Dems	57	40.14%
Cam Co Dem Comm Inc	85	59.86%
Total Votes Cast	142	100.00%
Overvotes	4	
Undervotes	14	

REP Member of State Senate 5th Legislative District

Vote For 1

	TOTAL	VOTE %
Clyde E. Cook		
Write-In Totals		
Total Votes Cast		
Overvotes		
Undervotes		

REP Members of the General Assembly 5th Legislative District

Vote For 2

	TOTAL	VOTE %
Joe Miller		
Yalinda Pagan		
Write-In Totals		
Total Votes Cast		
Overvotes		
Undervotes		

REP Members of the Board of County Commissioners

Vote For 2

	TOTAL	VOTE %
Jason Fanning		
Norman C. Rebel Jr.		
Write-In Totals		
Total Votes Cast		
Overvotes		
Undervotes		

Collingswood District 12 Suppressed

Statistics	TOTAL
Registered Voters - Total	624
Registered Voters - NONPARTISAN	171
Registered Voters - DEMOCRAT	382
Registered Voters - REPUBLICAN	71
Ballots Cast - Total	138
Ballots Cast - NONPARTISAN	0
Ballots Cast - DEMOCRAT	129
Ballots Cast - REPUBLICAN	9
Ballots Cast - Blank	0
Voter Turnout - Total	22.12%
Voter Turnout - NONPARTISAN	0.00%
Voter Turnout - DEMOCRAT	33.77%
Voter Turnout - REPUBLICAN	12.68%

DEM Member of State Senate 5th Legislative District Vote For 1

	TOTAL	VOTE %	
Nilsa Cruz-Perez	116	100.00%	<div style="width: 100%; height: 10px; background-color: #ffc107;"></div>
Write-In Totals	0	0.00%	<div style="width: 0%; height: 10px; background-color: #6c757d;"></div>
Total Votes Cast	116	100.00%	<div style="width: 100%; height: 10px; background-color: #ffc107;"></div>
Overvotes	0		
Undervotes	13		

DEM Members of the General Assembly 5th Legislative District Vote For 2

	TOTAL	VOTE %	
William F. Moen Jr.	114	49.78%	<div style="width: 49.78%; height: 10px; background-color: #ffc107;"></div>
William W. Spearman	115	50.22%	<div style="width: 50.22%; height: 10px; background-color: #ffc107;"></div>
Write-In Totals	0	0.00%	<div style="width: 0%; height: 10px; background-color: #6c757d;"></div>
Total Votes Cast	229	100.00%	<div style="width: 100%; height: 10px; background-color: #ffc107;"></div>
Overvotes	0		
Undervotes	29		

DEM Members of the Board of County Commissioners Vote For 2

	TOTAL	VOTE %	
Kate Delany	53	21.03%	<div style="width: 21.03%; height: 10px; background-color: #ffc107;"></div>
Samuel E. Sweet	47	18.65%	<div style="width: 18.65%; height: 10px; background-color: #ffc107;"></div>
Louis Cappelli Jr.	79	31.35%	<div style="width: 31.35%; height: 10px; background-color: #ffc107;"></div>
Jonathan L. Young Sr.	73	28.97%	<div style="width: 28.97%; height: 10px; background-color: #ffc107;"></div>
Write-In Totals	0	0.00%	<div style="width: 0%; height: 10px; background-color: #6c757d;"></div>
Total Votes Cast	252	100.00%	<div style="width: 100%; height: 10px; background-color: #ffc107;"></div>
Overvotes	2		
Undervotes	4		

Collingswood District 12 Suppressed

DEM Members of County Committee Collingswood Borough

Vote For 1

	TOTAL	VOTE %
SJ Prog Dems	42	35.59%
Cam Co Dem Comm Inc	76	64.41%
Total Votes Cast	118	100.00%
Overvotes	2	
Undervotes	9	

REP Member of State Senate 5th Legislative District

Vote For 1

	TOTAL	VOTE %
Clyde E. Cook		
Write-In Totals		
Total Votes Cast		
Overvotes		
Undervotes		

REP Members of the General Assembly 5th Legislative District

Vote For 2

	TOTAL	VOTE %
Joe Miller		
Yalinda Pagan		
Write-In Totals		
Total Votes Cast		
Overvotes		
Undervotes		

REP Members of the Board of County Commissioners

Vote For 2

	TOTAL	VOTE %
Jason Fanning		
Norman C. Rebel Jr.		
Write-In Totals		
Total Votes Cast		
Overvotes		
Undervotes		

Gibbsboro District 1

Statistics	TOTAL
Registered Voters - Total	975
Registered Voters - NONPARTISAN	356
Registered Voters - DEMOCRAT	387
Registered Voters - REPUBLICAN	232
Ballots Cast - Total	143
Ballots Cast - NONPARTISAN	0
Ballots Cast - DEMOCRAT	104
Ballots Cast - REPUBLICAN	39
Ballots Cast - Blank	0
Voter Turnout - Total	14.67%
Voter Turnout - NONPARTISAN	0.00%
Voter Turnout - DEMOCRAT	26.87%
Voter Turnout - REPUBLICAN	16.81%

DEM Member of State Senate 6th Legislative District Vote For 1

	TOTAL	VOTE %
James Beach	100	100.00%
Write-In Totals	0	0.00%
Total Votes Cast	100	100.00%
Overvotes	0	
Undervotes	4	

DEM Members of the General Assembly 6th Legislative District Vote For 2

	TOTAL	VOTE %
Louis D. Greenwald	98	51.31%
Pamela R. Lampitt	93	48.69%
Write-In Totals	0	0.00%
Total Votes Cast	191	100.00%
Overvotes	0	
Undervotes	17	

DEM Members of the Board of County Commissioners Vote For 2

	TOTAL	VOTE %
Kate Delany	38	20.32%
Samuel E. Sweet	29	15.51%
Louis Cappelli Jr.	61	32.62%
Jonathan L. Young Sr.	59	31.55%
Write-In Totals	0	0.00%
Total Votes Cast	187	100.00%
Overvotes	8	
Undervotes	13	

Gibbsboro District 1

DEM Mayor Gibbsboro Borough

Vote For 1

	TOTAL	VOTE %
NO PETITION FILED	0	
Write-In Totals	0	
Total Votes Cast	0	
Overvotes	0	
Undervotes	104	

DEM Members of Council Gibbsboro Borough

Vote For 2

	TOTAL	VOTE %
NO PETITION FILED	0	
NO PETITION FILED	0	
Write-In Totals	0	
Total Votes Cast	0	
Overvotes	0	
Undervotes	208	

DEM Male Member of County Committee Gibbsboro Borough

Vote For 1

	TOTAL	VOTE %
Dan Keashen	98	100.00%
Write-In Totals	0	0.00%
Total Votes Cast	98	100.00%
Overvotes	0	
Undervotes	6	

DEM Female Member of County Committee Gibbsboro Borough

Vote For 1

	TOTAL	VOTE %
Hailey Collier	97	100.00%
Write-In Totals	0	0.00%
Total Votes Cast	97	100.00%
Overvotes	0	
Undervotes	7	

REP Member of State Senate 6th Legislative District

Vote For 1

	TOTAL	VOTE %
NO PETITION FILED	0	
Write-In Totals	0	
Total Votes Cast	0	
Overvotes	0	
Undervotes	39	

Gibbsboro District 1

REP Members of the General Assembly 6th Legislative District

Vote For 2

	TOTAL	VOTE %	
Daniel M. Kenny	36	48.65%	<div style="width: 48.65%; background-color: #f0e68c;"></div>
Danielle M. Barry	38	51.35%	<div style="width: 51.35%; background-color: #f0e68c;"></div>
Write-In Totals	0	0.00%	
Total Votes Cast	74	100.00%	<div style="width: 100%; background-color: #f0e68c;"></div>
Overvotes	0		
Undervotes	4		

REP Members of the Board of County Commissioners

Vote For 2

	TOTAL	VOTE %	
Jason Fanning	36	48.65%	<div style="width: 48.65%; background-color: #f0e68c;"></div>
Norman C. Rebel Jr.	38	51.35%	<div style="width: 51.35%; background-color: #f0e68c;"></div>
Write-In Totals	0	0.00%	
Total Votes Cast	74	100.00%	<div style="width: 100%; background-color: #f0e68c;"></div>
Overvotes	0		
Undervotes	4		

REP Mayor Gibbsboro Borough

Vote For 1

	TOTAL	VOTE %	
NO PETITION FILED	0		
Write-In Totals	0		
Total Votes Cast	0		
Overvotes	0		
Undervotes	39		

REP Members of Council Gibbsboro Borough




Vote For 2

	TOTAL	VOTE %	
NO PETITION FILED	0	0.00%	<div style="width: 0%; background-color: #f0e68c;"></div>
NO PETITION FILED	0	0.00%	<div style="width: 0%; background-color: #f0e68c;"></div>
Write-In Totals	1	100.00%	<div style="width: 100%; background-color: #f0e68c;"></div>
Total Votes Cast	1	100.00%	<div style="width: 100%; background-color: #f0e68c;"></div>
Overvotes	0		
Undervotes	77		





Gibbsboro District 2

Statistics	TOTAL
Registered Voters - Total	860
Registered Voters - NONPARTISAN	320
Registered Voters - DEMOCRAT	335
Registered Voters - REPUBLICAN	205
Ballots Cast - Total	80
Ballots Cast - NONPARTISAN	0
Ballots Cast - DEMOCRAT	65
Ballots Cast - REPUBLICAN	15
Ballots Cast - Blank	0
Voter Turnout - Total	9.30%
Voter Turnout - NONPARTISAN	0.00%
Voter Turnout - DEMOCRAT	19.40%
Voter Turnout - REPUBLICAN	7.32%







DEM Member of State Senate 6th Legislative District Vote For 1

	TOTAL	VOTE %	
James Beach	64	100.00%	
Write-In Totals	0	0.00%	
Total Votes Cast	64	100.00%	
Overvotes	0		
Undervotes	1		

DEM Members of the General Assembly 6th Legislative District Vote For 2

	TOTAL	VOTE %	
Louis D. Greenwald	63	52.50%	
Pamela R. Lampitt	57	47.50%	
Write-In Totals	0	0.00%	
Total Votes Cast	120	100.00%	
Overvotes	0		
Undervotes	10		

DEM Members of the Board of County Commissioners Vote For 2

	TOTAL	VOTE %	
Kate Delany	22	18.03%	
Samuel E. Sweet	16	13.11%	
Louis Cappelli Jr.	43	35.25%	
Jonathan L. Young Sr.	41	33.61%	
Write-In Totals	0	0.00%	
Total Votes Cast	122	100.00%	
Overvotes	2		
Undervotes	6		

Gibbsboro District 2

DEM Mayor Gibbsboro Borough

Vote For 1

	TOTAL	VOTE %
NO PETITION FILED	0	
Write-In Totals	0	
Total Votes Cast	0	
Overvotes	0	
Undervotes	65	

DEM Members of Council Gibbsboro Borough

Vote For 2

	TOTAL	VOTE %
NO PETITION FILED	0	
NO PETITION FILED	0	
Write-In Totals	0	
Total Votes Cast	0	
Overvotes	0	
Undervotes	130	

DEM Male Member of County Committee Gibbsboro Borough

Vote For 1

	TOTAL	VOTE %
Dan Keashen	60	100.00%
Write-In Totals	0	0.00%
Total Votes Cast	60	100.00%
Overvotes	0	
Undervotes	5	

DEM Female Member of County Committee Gibbsboro Borough

Vote For 1

	TOTAL	VOTE %
Hailey Collier	62	100.00%
Write-In Totals	0	0.00%
Total Votes Cast	62	100.00%
Overvotes	0	
Undervotes	3	

REP Member of State Senate 6th Legislative District

Vote For 1

	TOTAL	VOTE %
NO PETITION FILED	0	
Write-In Totals	0	
Total Votes Cast	0	
Overvotes	0	
Undervotes	15	

Gibbsboro District 2

REP Members of the General Assembly 6th Legislative District

Vote For 2

	TOTAL	VOTE %	
Daniel M. Kenny	15	50.00%	<div style="width: 50%;"><div style="width: 50%; background-color: #FFC000;"></div></div>
Danielle M. Barry	15	50.00%	<div style="width: 50%;"><div style="width: 50%; background-color: #FFC000;"></div></div>
Write-In Totals	0	0.00%	<div style="width: 0%;"><div style="width: 0%; background-color: #FFC000;"></div></div>
Total Votes Cast	30	100.00%	<div style="width: 100%;"><div style="width: 100%; background-color: #FFC000;"></div></div>
Overvotes	0		
Undervotes	0		

REP Members of the Board of County Commissioners

Vote For 2

	TOTAL	VOTE %	
Jason Fanning	14	50.00%	<div style="width: 50%;"><div style="width: 50%; background-color: #FFC000;"></div></div>
Norman C. Rebel Jr.	14	50.00%	<div style="width: 50%;"><div style="width: 50%; background-color: #FFC000;"></div></div>
Write-In Totals	0	0.00%	<div style="width: 0%;"><div style="width: 0%; background-color: #FFC000;"></div></div>
Total Votes Cast	28	100.00%	<div style="width: 100%;"><div style="width: 100%; background-color: #FFC000;"></div></div>
Overvotes	0		
Undervotes	2		

REP Mayor Gibbsboro Borough

Vote For 1

	TOTAL	VOTE %
NO PETITION FILED	0	
Write-In Totals	0	
Total Votes Cast	0	
Overvotes	0	
Undervotes	15	

REP Members of Council Gibbsboro Borough

Vote For 2

	TOTAL	VOTE %
NO PETITION FILED	0	
NO PETITION FILED	0	
Write-In Totals	0	
Total Votes Cast	0	
Overvotes	0	
Undervotes	30	

Gloucester City Ward 1 District 1 Suppressed

Statistics	TOTAL
Registered Voters - Total	1,034
Registered Voters - NONPARTISAN	453
Registered Voters - DEMOCRAT	431
Registered Voters - REPUBLICAN	150
Ballots Cast - Total	63
Ballots Cast - NONPARTISAN	0
Ballots Cast - DEMOCRAT	52
Ballots Cast - REPUBLICAN	11
Ballots Cast - Blank	0
Voter Turnout - Total	6.09%
Voter Turnout - NONPARTISAN	0.00%
Voter Turnout - DEMOCRAT	12.06%
Voter Turnout - REPUBLICAN	7.33%

DEM Member of State Senate 5th Legislative District Vote For 1

	TOTAL	VOTE %	
Nilsa Cruz-Perez	43	100.00%	<div style="width: 100%; background-color: #f0e68c;"></div>
Write-In Totals	0	0.00%	<div style="width: 0%; background-color: #cccccc;"></div>
Total Votes Cast	43	100.00%	<div style="width: 100%; background-color: #f0e68c;"></div>
Overvotes	0		
Undervotes	9		

DEM Members of the General Assembly 5th Legislative District Vote For 2

	TOTAL	VOTE %	
William F. Moen Jr.	43	49.43%	<div style="width: 49.43%; background-color: #f0e68c;"></div>
William W. Spearman	44	50.57%	<div style="width: 50.57%; background-color: #cccccc;"></div>
Write-In Totals	0	0.00%	<div style="width: 0%; background-color: #cccccc;"></div>
Total Votes Cast	87	100.00%	<div style="width: 100%; background-color: #f0e68c;"></div>
Overvotes	0		
Undervotes	17		

DEM Members of the Board of County Commissioners Vote For 2

	TOTAL	VOTE %	
Kate Delany	20	22.47%	<div style="width: 22.47%; background-color: #f0e68c;"></div>
Samuel E. Sweet	12	13.48%	<div style="width: 13.48%; background-color: #cccccc;"></div>
Louis Cappelli Jr.	27	30.34%	<div style="width: 30.34%; background-color: #f0e68c;"></div>
Jonathan L. Young Sr.	30	33.71%	<div style="width: 33.71%; background-color: #cccccc;"></div>
Write-In Totals	0	0.00%	<div style="width: 0%; background-color: #cccccc;"></div>
Total Votes Cast	89	100.00%	<div style="width: 100%; background-color: #f0e68c;"></div>
Overvotes	6		
Undervotes	9		

Gloucester City Ward 1 District 1 Suppressed

DEM Male Members of County Committee Gloucester City - Ward 1

Vote For 2

	TOTAL	VOTE %	
Patrick R. Hagan	45	50.56%	<div style="width: 50.56%; background-color: #f1c232;"></div>
Robert C. Booth	44	49.44%	<div style="width: 49.44%; background-color: #f1c232;"></div>
Write-In Totals	0	0.00%	
Total Votes Cast	89	100.00%	<div style="width: 100%; background-color: #f1c232;"></div>
Overvotes	0		
Undervotes	15		

DEM Female Members of County Committee Gloucester City - Ward 1

Vote For 2

	TOTAL	VOTE %	
Lisa Debus	44	49.44%	<div style="width: 49.44%; background-color: #f1c232;"></div>
Roseann Michel	45	50.56%	<div style="width: 50.56%; background-color: #f1c232;"></div>
Write-In Totals	0	0.00%	
Total Votes Cast	89	100.00%	<div style="width: 100%; background-color: #f1c232;"></div>
Overvotes	0		
Undervotes	15		

REP Member of State Senate 5th Legislative District

Vote For 1

	TOTAL	VOTE %
Clyde E. Cook		
Write-In Totals		
Total Votes Cast		
Overvotes		
Undervotes		

REP Members of the General Assembly 5th Legislative District

Vote For 2

	TOTAL	VOTE %
Joe Miller		
Yalinda Pagan		
Write-In Totals		
Total Votes Cast		
Overvotes		
Undervotes		

REP Members of the Board of County Commissioners

Vote For 2

	TOTAL	VOTE %
Jason Fanning		
Norman C. Rebel Jr.		
Write-In Totals		
Total Votes Cast		
Overvotes		
Undervotes		

Gloucester City Ward 1 District 2 Suppressed

Statistics TOTAL

Registered Voters - Total	785
Registered Voters - NONPARTISAN	294
Registered Voters - DEMOCRAT	387
Registered Voters - REPUBLICAN	104
Ballots Cast - Total	59
Ballots Cast - NONPARTISAN	0
Ballots Cast - DEMOCRAT	45
Ballots Cast - REPUBLICAN	14
Ballots Cast - Blank	0
Voter Turnout - Total	7.52%
Voter Turnout - NONPARTISAN	0.00%
Voter Turnout - DEMOCRAT	11.63%
Voter Turnout - REPUBLICAN	13.46%

DEM Member of State Senate 5th Legislative District Vote For 1

	TOTAL	VOTE %	
Nilsa Cruz-Perez	44	97.78%	<div style="width: 97.78%; background-color: #f0e68c;"></div>
Write-In Totals	1	2.22%	<div style="width: 2.22%; background-color: #cccccc;"></div>
Total Votes Cast	45	100.00%	<div style="width: 100.00%; background-color: #f0e68c;"></div>
Overvotes	0		
Undervotes	0		

DEM Members of the General Assembly 5th Legislative District Vote For 2

	TOTAL	VOTE %	
William F. Moen Jr.	44	51.16%	<div style="width: 51.16%; background-color: #f0e68c;"></div>
William W. Spearman	42	48.84%	<div style="width: 48.84%; background-color: #cccccc;"></div>
Write-In Totals	0	0.00%	<div style="width: 0.00%; background-color: #cccccc;"></div>
Total Votes Cast	86	100.00%	<div style="width: 100.00%; background-color: #f0e68c;"></div>
Overvotes	0		
Undervotes	4		

DEM Members of the Board of County Commissioners Vote For 2

	TOTAL	VOTE %	
Kate Delany	10	11.90%	<div style="width: 11.90%; background-color: #f0e68c;"></div>
Samuel E. Sweet	9	10.71%	<div style="width: 10.71%; background-color: #cccccc;"></div>
Louis Cappelli Jr.	33	39.29%	<div style="width: 39.29%; background-color: #f0e68c;"></div>
Jonathan L. Young Sr.	32	38.10%	<div style="width: 38.10%; background-color: #cccccc;"></div>
Write-In Totals	0	0.00%	<div style="width: 0.00%; background-color: #cccccc;"></div>
Total Votes Cast	84	100.00%	<div style="width: 100.00%; background-color: #f0e68c;"></div>
Overvotes	2		
Undervotes	4		

Gloucester City Ward 1 District 2 Suppressed

DEM Male Members of County Committee Gloucester City - Ward 1

Vote For 2

	TOTAL	VOTE %	
Patrick R. Hagan	43	51.19%	<div style="width: 51.19%; background-color: #f1c232;"></div>
Robert C. Booth	41	48.81%	<div style="width: 48.81%; background-color: #f1c232;"></div>
Write-In Totals	0	0.00%	
Total Votes Cast	84	100.00%	<div style="width: 100%; background-color: #f1c232;"></div>
Overvotes	0		
Undervotes	6		

DEM Female Members of County Committee Gloucester City - Ward 1

Vote For 2

	TOTAL	VOTE %	
Lisa Debus	43	51.19%	<div style="width: 51.19%; background-color: #f1c232;"></div>
Roseann Michel	41	48.81%	<div style="width: 48.81%; background-color: #f1c232;"></div>
Write-In Totals	0	0.00%	
Total Votes Cast	84	100.00%	<div style="width: 100%; background-color: #f1c232;"></div>
Overvotes	0		
Undervotes	6		

REP Member of State Senate 5th Legislative District

Vote For 1

	TOTAL	VOTE %
Clyde E. Cook		
Write-In Totals		
Total Votes Cast		
Overvotes		
Undervotes		

REP Members of the General Assembly 5th Legislative District

Vote For 2

	TOTAL	VOTE %
Joe Miller		
Yalinda Pagan		
Write-In Totals		
Total Votes Cast		
Overvotes		
Undervotes		

REP Members of the Board of County Commissioners




Vote For 2

	TOTAL	VOTE %
Jason Fanning		
Norman C. Rebel Jr.		
Write-In Totals		
Total Votes Cast		
Overvotes		
Undervotes		





Gloucester City Ward 1 District 3

Statistics	TOTAL
Registered Voters - Total	703
Registered Voters - NONPARTISAN	235
Registered Voters - DEMOCRAT	300
Registered Voters - REPUBLICAN	168
Ballots Cast - Total	61
Ballots Cast - NONPARTISAN	0
Ballots Cast - DEMOCRAT	45
Ballots Cast - REPUBLICAN	16
Ballots Cast - Blank	0
Voter Turnout - Total	8.68%
Voter Turnout - NONPARTISAN	0.00%
Voter Turnout - DEMOCRAT	15.00%
Voter Turnout - REPUBLICAN	9.52%







DEM Member of State Senate 5th Legislative District Vote For 1

	TOTAL	VOTE %	
Nilsa Cruz-Perez	39	100.00%	
Write-In Totals	0	0.00%	
Total Votes Cast	39	100.00%	
Overvotes	0		
Undervotes	6		

DEM Members of the General Assembly 5th Legislative District Vote For 2

	TOTAL	VOTE %	
William F. Moen Jr.	39	52.70%	
William W. Spearman	35	47.30%	
Write-In Totals	0	0.00%	
Total Votes Cast	74	100.00%	
Overvotes	0		
Undervotes	16		

DEM Members of the Board of County Commissioners Vote For 2

	TOTAL	VOTE %	
Kate Delany	16	19.28%	
Samuel E. Sweet	11	13.25%	
Louis Cappelli Jr.	29	34.94%	
Jonathan L. Young Sr.	27	32.53%	
Write-In Totals	0	0.00%	
Total Votes Cast	83	100.00%	
Overvotes	0		
Undervotes	7		

Gloucester City Ward 1 District 3

DEM Male Members of County Committee Gloucester City - Ward 1

Vote For 2

	TOTAL	VOTE %	
Patrick R. Hagan	39	52.70%	<div style="width: 52.70%;"><div style="width: 52.70%;"></div></div>
Robert C. Booth	34	45.95%	<div style="width: 45.95%;"><div style="width: 45.95%;"></div></div>
Write-In Totals	1	1.35%	<div style="width: 1.35%;"><div style="width: 1.35%;"></div></div>
Total Votes Cast	74	100.00%	<div style="width: 100.00%;"><div style="width: 100.00%;"></div></div>
Overvotes	0		
Undervotes	16		

DEM Female Members of County Committee Gloucester City - Ward 1

Vote For 2

	TOTAL	VOTE %	
Lisa Debus	39	51.32%	<div style="width: 51.32%;"><div style="width: 51.32%;"></div></div>
Roseann Michel	37	48.68%	<div style="width: 48.68%;"><div style="width: 48.68%;"></div></div>
Write-In Totals	0	0.00%	<div style="width: 0.00%;"><div style="width: 0.00%;"></div></div>
Total Votes Cast	76	100.00%	<div style="width: 100.00%;"><div style="width: 100.00%;"></div></div>
Overvotes	0		
Undervotes	14		

REP Member of State Senate 5th Legislative District

Vote For 1

	TOTAL	VOTE %	
Clyde E. Cook	16	100.00%	<div style="width: 100.00%;"><div style="width: 100.00%;"></div></div>
Write-In Totals	0	0.00%	<div style="width: 0.00%;"><div style="width: 0.00%;"></div></div>
Total Votes Cast	16	100.00%	<div style="width: 100.00%;"><div style="width: 100.00%;"></div></div>
Overvotes	0		
Undervotes	0		

REP Members of the General Assembly 5th Legislative District

Vote For 2

	TOTAL	VOTE %	
Joe Miller	15	48.39%	<div style="width: 48.39%;"><div style="width: 48.39%;"></div></div>
Yalinda Pagan	16	51.61%	<div style="width: 51.61%;"><div style="width: 51.61%;"></div></div>
Write-In Totals	0	0.00%	<div style="width: 0.00%;"><div style="width: 0.00%;"></div></div>
Total Votes Cast	31	100.00%	<div style="width: 100.00%;"><div style="width: 100.00%;"></div></div>
Overvotes	0		
Undervotes	1		

REP Members of the Board of County Commissioners

Vote For 2

	TOTAL	VOTE %	
Jason Fanning	16	51.61%	<div style="width: 51.61%;"><div style="width: 51.61%;"></div></div>
Norman C. Rebel Jr.	15	48.39%	<div style="width: 48.39%;"><div style="width: 48.39%;"></div></div>
Write-In Totals	0	0.00%	<div style="width: 0.00%;"><div style="width: 0.00%;"></div></div>
Total Votes Cast	31	100.00%	<div style="width: 100.00%;"><div style="width: 100.00%;"></div></div>
Overvotes	0		
Undervotes	1		

Gloucester City Ward 2 District 1 Suppressed

Statistics TOTAL

Registered Voters - Total	803
Registered Voters - NONPARTISAN	348
Registered Voters - DEMOCRAT	352
Registered Voters - REPUBLICAN	103
Ballots Cast - Total	62
Ballots Cast - NONPARTISAN	0
Ballots Cast - DEMOCRAT	50
Ballots Cast - REPUBLICAN	12
Ballots Cast - Blank	0
Voter Turnout - Total	7.72%
Voter Turnout - NONPARTISAN	0.00%
Voter Turnout - DEMOCRAT	14.20%
Voter Turnout - REPUBLICAN	11.65%

DEM Member of State Senate 5th Legislative District Vote For 1

	TOTAL	VOTE %	
Nilsa Cruz-Perez	46	100.00%	<div style="width: 100%; height: 10px; background-color: #f0e68c;"></div>
Write-In Totals	0	0.00%	<div style="width: 0%; height: 10px; background-color: #d3d3d3;"></div>
Total Votes Cast	46	100.00%	<div style="width: 100%; height: 10px; background-color: #f0e68c;"></div>
Overvotes	1		
Undervotes	3		

DEM Members of the General Assembly 5th Legislative District Vote For 2

	TOTAL	VOTE %	
William F. Moen Jr.	48	51.61%	<div style="width: 51.61%; height: 10px; background-color: #f0e68c;"></div>
William W. Spearman	45	48.39%	<div style="width: 48.39%; height: 10px; background-color: #d3d3d3;"></div>
Write-In Totals	0	0.00%	<div style="width: 0%; height: 10px; background-color: #d3d3d3;"></div>
Total Votes Cast	93	100.00%	<div style="width: 100%; height: 10px; background-color: #f0e68c;"></div>
Overvotes	0		
Undervotes	7		

DEM Members of the Board of County Commissioners Vote For 2

	TOTAL	VOTE %	
Kate Delany	19	21.59%	<div style="width: 21.59%; height: 10px; background-color: #f0e68c;"></div>
Samuel E. Sweet	14	15.91%	<div style="width: 15.91%; height: 10px; background-color: #d3d3d3;"></div>
Louis Cappelli Jr.	26	29.55%	<div style="width: 29.55%; height: 10px; background-color: #f0e68c;"></div>
Jonathan L. Young Sr.	29	32.95%	<div style="width: 32.95%; height: 10px; background-color: #d3d3d3;"></div>
Write-In Totals	0	0.00%	<div style="width: 0%; height: 10px; background-color: #d3d3d3;"></div>
Total Votes Cast	88	100.00%	<div style="width: 100%; height: 10px; background-color: #f0e68c;"></div>
Overvotes	8		
Undervotes	4		

Gloucester City Ward 2 District 1 Suppressed

DEM Male Members of County Committee Gloucester City - Ward 2

Vote For 2

	TOTAL	VOTE %
Theodore J. Howarth Jr.	44	49.44%
Michael Billingham	43	48.31%
Write-In Totals	2	2.25%
Total Votes Cast	89	100.00%
Overvotes	0	
Undervotes	11	

DEM Female Members of County Committee Gloucester City - Ward 2

Vote For 2

	TOTAL	VOTE %
Jennifer Evans	43	51.81%
Jenai Johnson	38	45.78%
Write-In Totals	2	2.41%
Total Votes Cast	83	100.00%
Overvotes	0	
Undervotes	17	

REP Member of State Senate 5th Legislative District

Vote For 1

	TOTAL	VOTE %
Clyde E. Cook		
Write-In Totals		
Total Votes Cast		
Overvotes		
Undervotes		

REP Members of the General Assembly 5th Legislative District

Vote For 2

	TOTAL	VOTE %
Joe Miller		
Yalinda Pagan		
Write-In Totals		
Total Votes Cast		
Overvotes		
Undervotes		

REP Members of the Board of County Commissioners




Vote For 2

	TOTAL	VOTE %
Jason Fanning		
Norman C. Rebel Jr.		
Write-In Totals		
Total Votes Cast		
Overvotes		
Undervotes		





Gloucester City Ward 2 District 2

Statistics	TOTAL
Registered Voters - Total	907
Registered Voters - NONPARTISAN	313
Registered Voters - DEMOCRAT	418
Registered Voters - REPUBLICAN	176
Ballots Cast - Total	111
Ballots Cast - NONPARTISAN	0
Ballots Cast - DEMOCRAT	89
Ballots Cast - REPUBLICAN	22
Ballots Cast - Blank	1
Voter Turnout - Total	12.24%
Voter Turnout - NONPARTISAN	0.00%
Voter Turnout - DEMOCRAT	21.29%
Voter Turnout - REPUBLICAN	12.50%







DEM Member of State Senate 5th Legislative District Vote For 1

	TOTAL	VOTE %	
Nilsa Cruz-Perez	78	100.00%	
Write-In Totals	0	0.00%	
Total Votes Cast	78	100.00%	
Overvotes	0		
Undervotes	11		

DEM Members of the General Assembly 5th Legislative District Vote For 2

	TOTAL	VOTE %	
William F. Moen Jr.	80	50.00%	
William W. Spearman	79	49.38%	
Write-In Totals	1	0.62%	
Total Votes Cast	160	100.00%	
Overvotes	0		
Undervotes	18		

DEM Members of the Board of County Commissioners Vote For 2

	TOTAL	VOTE %	
Kate Delany	20	12.58%	
Samuel E. Sweet	16	10.06%	
Louis Cappelli Jr.	63	39.62%	
Jonathan L. Young Sr.	60	37.74%	
Write-In Totals	0	0.00%	
Total Votes Cast	159	100.00%	
Overvotes	6		
Undervotes	13		

Gloucester City Ward 2 District 2

DEM Male Members of County Committee Gloucester City - Ward 2

Vote For 2

	TOTAL	VOTE %	
Theodore J. Howarth Jr.	78	48.75%	<div style="width: 48.75%;"><div style="width: 48.75%;"></div></div>
Michael Billingham	80	50.00%	<div style="width: 50.00%;"><div style="width: 50.00%;"></div></div>
Write-In Totals	2	1.25%	<div style="width: 1.25%;"><div style="width: 1.25%;"></div></div>
Total Votes Cast	160	100.00%	<div style="width: 100.00%;"><div style="width: 100.00%;"></div></div>
Overvotes	0		
Undervotes	18		

DEM Female Members of County Committee Gloucester City - Ward 2

Vote For 2

	TOTAL	VOTE %	
Jennifer Evans	80	49.38%	<div style="width: 49.38%;"><div style="width: 49.38%;"></div></div>
Jenai Johnson	82	50.62%	<div style="width: 50.62%;"><div style="width: 50.62%;"></div></div>
Write-In Totals	0	0.00%	<div style="width: 0.00%;"><div style="width: 0.00%;"></div></div>
Total Votes Cast	162	100.00%	<div style="width: 100.00%;"><div style="width: 100.00%;"></div></div>
Overvotes	0		
Undervotes	16		

REP Member of State Senate 5th Legislative District

Vote For 1

	TOTAL	VOTE %	
Clyde E. Cook	21	100.00%	<div style="width: 100.00%;"><div style="width: 100.00%;"></div></div>
Write-In Totals	0	0.00%	<div style="width: 0.00%;"><div style="width: 0.00%;"></div></div>
Total Votes Cast	21	100.00%	<div style="width: 100.00%;"><div style="width: 100.00%;"></div></div>
Overvotes	0		
Undervotes	1		

REP Members of the General Assembly 5th Legislative District

Vote For 2

	TOTAL	VOTE %	
Joe Miller	22	52.38%	<div style="width: 52.38%;"><div style="width: 52.38%;"></div></div>
Yalinda Pagan	20	47.62%	<div style="width: 47.62%;"><div style="width: 47.62%;"></div></div>
Write-In Totals	0	0.00%	<div style="width: 0.00%;"><div style="width: 0.00%;"></div></div>
Total Votes Cast	42	100.00%	<div style="width: 100.00%;"><div style="width: 100.00%;"></div></div>
Overvotes	0		
Undervotes	2		

REP Members of the Board of County Commissioners




Vote For 2

	TOTAL	VOTE %	
Jason Fanning	21	51.22%	<div style="width: 51.22%;"><div style="width: 51.22%;"></div></div>
Norman C. Rebel Jr.	20	48.78%	<div style="width: 48.78%;"><div style="width: 48.78%;"></div></div>
Write-In Totals	0	0.00%	<div style="width: 0.00%;"><div style="width: 0.00%;"></div></div>
Total Votes Cast	41	100.00%	<div style="width: 100.00%;"><div style="width: 100.00%;"></div></div>
Overvotes	0		
Undervotes	3		





Gloucester City Ward 2 District 3 Suppressed

Statistics	TOTAL
Registered Voters - Total	1,096
Registered Voters - NONPARTISAN	385
Registered Voters - DEMOCRAT	514
Registered Voters - REPUBLICAN	197
Ballots Cast - Total	119
Ballots Cast - NONPARTISAN	0
Ballots Cast - DEMOCRAT	108
Ballots Cast - REPUBLICAN	11
Ballots Cast - Blank	0
Voter Turnout - Total	10.86%
Voter Turnout - NONPARTISAN	0.00%
Voter Turnout - DEMOCRAT	21.01%
Voter Turnout - REPUBLICAN	5.58%







DEM Member of State Senate 5th Legislative District Vote For 1

	TOTAL	VOTE %	
Nilsa Cruz-Perez	99	100.00%	
Write-In Totals	0	0.00%	
Total Votes Cast	99	100.00%	
Overvotes	0		
Undervotes	9		

DEM Members of the General Assembly 5th Legislative District Vote For 2

	TOTAL	VOTE %	
William F. Moen Jr.	102	50.50%	
William W. Spearman	100	49.50%	
Write-In Totals	0	0.00%	
Total Votes Cast	202	100.00%	
Overvotes	0		
Undervotes	14		

DEM Members of the Board of County Commissioners Vote For 2

	TOTAL	VOTE %	
Kate Delany	31	15.58%	
Samuel E. Sweet	23	11.56%	
Louis Cappelli Jr.	72	36.18%	
Jonathan L. Young Sr.	73	36.68%	
Write-In Totals	0	0.00%	
Total Votes Cast	199	100.00%	
Overvotes	6		
Undervotes	11		

Gloucester City Ward 2 District 3 Suppressed

DEM Male Members of County Committee Gloucester City - Ward 2

Vote For 2

	TOTAL	VOTE %	
Theodore J. Howarth Jr.	100	50.25%	<div style="width: 50.25%; background-color: #f0e68c;"></div>
Michael Billingham	99	49.75%	<div style="width: 49.75%; background-color: #f0e68c;"></div>
Write-In Totals	0	0.00%	
Total Votes Cast	199	100.00%	<div style="width: 100%; background-color: #f0e68c;"></div>
Overvotes	0		
Undervotes	17		

DEM Female Members of County Committee Gloucester City - Ward 2

Vote For 2

	TOTAL	VOTE %	
Jennifer Evans	94	48.21%	<div style="width: 48.21%; background-color: #f0e68c;"></div>
Jenai Johnson	100	51.28%	<div style="width: 51.28%; background-color: #f0e68c;"></div>
Write-In Totals	1	0.51%	
Total Votes Cast	195	100.00%	<div style="width: 100%; background-color: #f0e68c;"></div>
Overvotes	0		
Undervotes	21		

REP Member of State Senate 5th Legislative District

Vote For 1

	TOTAL	VOTE %
Clyde E. Cook		
Write-In Totals		
Total Votes Cast		
Overvotes		
Undervotes		

REP Members of the General Assembly 5th Legislative District

Vote For 2

	TOTAL	VOTE %
Joe Miller		
Yalinda Pagan		
Write-In Totals		
Total Votes Cast		
Overvotes		
Undervotes		

REP Members of the Board of County Commissioners




Vote For 2

	TOTAL	VOTE %
Jason Fanning		
Norman C. Rebel Jr.		
Write-In Totals		
Total Votes Cast		
Overvotes		
Undervotes		





Gloucester City Ward 3 District 1

Statistics	TOTAL
Registered Voters - Total	1,188
Registered Voters - NONPARTISAN	496
Registered Voters - DEMOCRAT	502
Registered Voters - REPUBLICAN	190
Ballots Cast - Total	79
Ballots Cast - NONPARTISAN	0
Ballots Cast - DEMOCRAT	56
Ballots Cast - REPUBLICAN	23
Ballots Cast - Blank	0
Voter Turnout - Total	6.65%
Voter Turnout - NONPARTISAN	0.00%
Voter Turnout - DEMOCRAT	11.16%
Voter Turnout - REPUBLICAN	12.11%







DEM Member of State Senate 5th Legislative District Vote For 1

	TOTAL	VOTE %	
Nilsa Cruz-Perez	43	100.00%	
Write-In Totals	0	0.00%	
Total Votes Cast	43	100.00%	
Overvotes	0		
Undervotes	13		

DEM Members of the General Assembly 5th Legislative District Vote For 2

	TOTAL	VOTE %	
William F. Moen Jr.	47	50.54%	
William W. Spearman	46	49.46%	
Write-In Totals	0	0.00%	
Total Votes Cast	93	100.00%	
Overvotes	0		
Undervotes	19		

DEM Members of the Board of County Commissioners Vote For 2

	TOTAL	VOTE %	
Kate Delany	16	17.58%	
Samuel E. Sweet	10	10.99%	
Louis Cappelli Jr.	32	35.16%	
Jonathan L. Young Sr.	33	36.26%	
Write-In Totals	0	0.00%	
Total Votes Cast	91	100.00%	
Overvotes	10		
Undervotes	11		

Gloucester City Ward 3 District 1

DEM Male Members of County Committee Gloucester City - Ward 3

Vote For 2

	TOTAL	VOTE %	
Jay F. Brophy	47	50.00%	<div style="width: 50%;"><div style="width: 50%;"></div></div>
Todd Blaylock	47	50.00%	<div style="width: 50%;"><div style="width: 50%;"></div></div>
Write-In Totals	0	0.00%	<div style="width: 0%;"><div style="width: 0%;"></div></div>
Total Votes Cast	94	100.00%	<div style="width: 100%;"><div style="width: 100%;"></div></div>
Overvotes	0		
Undervotes	18		

DEM Female Members of County Committee Gloucester City - Ward 3

Vote For 2

	TOTAL	VOTE %	
Mary DeFoney	49	49.49%	<div style="width: 49.49%;"><div style="width: 49.49%;"></div></div>
Carol Lynn Carey-Lee	50	50.51%	<div style="width: 50.51%;"><div style="width: 50.51%;"></div></div>
Write-In Totals	0	0.00%	<div style="width: 0%;"><div style="width: 0%;"></div></div>
Total Votes Cast	99	100.00%	<div style="width: 100%;"><div style="width: 100%;"></div></div>
Overvotes	0		
Undervotes	13		

REP Member of State Senate 5th Legislative District

Vote For 1

	TOTAL	VOTE %	
Clyde E. Cook	23	100.00%	<div style="width: 100%;"><div style="width: 100%;"></div></div>
Write-In Totals	0	0.00%	<div style="width: 0%;"><div style="width: 0%;"></div></div>
Total Votes Cast	23	100.00%	<div style="width: 100%;"><div style="width: 100%;"></div></div>
Overvotes	0		
Undervotes	0		

REP Members of the General Assembly 5th Legislative District

Vote For 2

	TOTAL	VOTE %	
Joe Miller	22	53.66%	<div style="width: 53.66%;"><div style="width: 53.66%;"></div></div>
Yalinda Pagan	19	46.34%	<div style="width: 46.34%;"><div style="width: 46.34%;"></div></div>
Write-In Totals	0	0.00%	<div style="width: 0%;"><div style="width: 0%;"></div></div>
Total Votes Cast	41	100.00%	<div style="width: 100%;"><div style="width: 100%;"></div></div>
Overvotes	0		
Undervotes	5		

REP Members of the Board of County Commissioners




Vote For 2

	TOTAL	VOTE %	
Jason Fanning	22	52.38%	<div style="width: 52.38%;"><div style="width: 52.38%;"></div></div>
Norman C. Rebel Jr.	20	47.62%	<div style="width: 47.62%;"><div style="width: 47.62%;"></div></div>
Write-In Totals	0	0.00%	<div style="width: 0%;"><div style="width: 0%;"></div></div>
Total Votes Cast	42	100.00%	<div style="width: 100%;"><div style="width: 100%;"></div></div>
Overvotes	0		
Undervotes	4		





Gloucester City Ward 3 District 2

Statistics	TOTAL
Registered Voters - Total	1,140
Registered Voters - NONPARTISAN	428
Registered Voters - DEMOCRAT	467
Registered Voters - REPUBLICAN	245
Ballots Cast - Total	118
Ballots Cast - NONPARTISAN	0
Ballots Cast - DEMOCRAT	86
Ballots Cast - REPUBLICAN	32
Ballots Cast - Blank	1
Voter Turnout - Total	10.35%
Voter Turnout - NONPARTISAN	0.00%
Voter Turnout - DEMOCRAT	18.42%
Voter Turnout - REPUBLICAN	13.06%







DEM Member of State Senate 5th Legislative District Vote For 1

	TOTAL	VOTE %	
Nilsa Cruz-Perez	74	100.00%	
Write-In Totals	0	0.00%	
Total Votes Cast	74	100.00%	
Overvotes	0		
Undervotes	12		

DEM Members of the General Assembly 5th Legislative District Vote For 2

	TOTAL	VOTE %	
William F. Moen Jr.	78	51.32%	
William W. Spearman	74	48.68%	
Write-In Totals	0	0.00%	
Total Votes Cast	152	100.00%	
Overvotes	0		
Undervotes	20		

DEM Members of the Board of County Commissioners Vote For 2

	TOTAL	VOTE %	
Kate Delany	13	9.22%	
Samuel E. Sweet	11	7.80%	
Louis Cappelli Jr.	62	43.97%	
Jonathan L. Young Sr.	55	39.01%	
Write-In Totals	0	0.00%	
Total Votes Cast	141	100.00%	
Overvotes	12		
Undervotes	19		

Gloucester City Ward 3 District 2

DEM Male Members of County Committee Gloucester City - Ward 3

Vote For 2

	TOTAL	VOTE %	
Jay F. Brophy	80	53.33%	<div style="width: 53.33%;"><div style="width: 53.33%;"></div></div>
Todd Blaylock	70	46.67%	<div style="width: 46.67%;"><div style="width: 46.67%;"></div></div>
Write-In Totals	0	0.00%	<div style="width: 0%;"><div style="width: 0%;"></div></div>
Total Votes Cast	150	100.00%	<div style="width: 100%;"><div style="width: 100%;"></div></div>
Overvotes	0		
Undervotes	22		

DEM Female Members of County Committee Gloucester City - Ward 3

Vote For 2

	TOTAL	VOTE %	
Mary DeFoney	82	53.25%	<div style="width: 53.25%;"><div style="width: 53.25%;"></div></div>
Carol Lynn Carey-Lee	72	46.75%	<div style="width: 46.75%;"><div style="width: 46.75%;"></div></div>
Write-In Totals	0	0.00%	<div style="width: 0%;"><div style="width: 0%;"></div></div>
Total Votes Cast	154	100.00%	<div style="width: 100%;"><div style="width: 100%;"></div></div>
Overvotes	0		
Undervotes	18		

REP Member of State Senate 5th Legislative District

Vote For 1

	TOTAL	VOTE %	
Clyde E. Cook	30	100.00%	<div style="width: 100%;"><div style="width: 100%;"></div></div>
Write-In Totals	0	0.00%	<div style="width: 0%;"><div style="width: 0%;"></div></div>
Total Votes Cast	30	100.00%	<div style="width: 100%;"><div style="width: 100%;"></div></div>
Overvotes	0		
Undervotes	2		

REP Members of the General Assembly 5th Legislative District

Vote For 2

	TOTAL	VOTE %	
Joe Miller	30	50.85%	<div style="width: 50.85%;"><div style="width: 50.85%;"></div></div>
Yalinda Pagan	29	49.15%	<div style="width: 49.15%;"><div style="width: 49.15%;"></div></div>
Write-In Totals	0	0.00%	<div style="width: 0%;"><div style="width: 0%;"></div></div>
Total Votes Cast	59	100.00%	<div style="width: 100%;"><div style="width: 100%;"></div></div>
Overvotes	0		
Undervotes	5		

REP Members of the Board of County Commissioners




Vote For 2

	TOTAL	VOTE %	
Jason Fanning	30	50.85%	<div style="width: 50.85%;"><div style="width: 50.85%;"></div></div>
Norman C. Rebel Jr.	29	49.15%	<div style="width: 49.15%;"><div style="width: 49.15%;"></div></div>
Write-In Totals	0	0.00%	<div style="width: 0%;"><div style="width: 0%;"></div></div>
Total Votes Cast	59	100.00%	<div style="width: 100%;"><div style="width: 100%;"></div></div>
Overvotes	0		
Undervotes	5		





Gloucester Twp District 1

Statistics	TOTAL
Registered Voters - Total	786
Registered Voters - NONPARTISAN	288
Registered Voters - DEMOCRAT	301
Registered Voters - REPUBLICAN	197
Ballots Cast - Total	75
Ballots Cast - NONPARTISAN	0
Ballots Cast - DEMOCRAT	44
Ballots Cast - REPUBLICAN	31
Ballots Cast - Blank	0
Voter Turnout - Total	9.54%
Voter Turnout - NONPARTISAN	0.00%
Voter Turnout - DEMOCRAT	14.62%
Voter Turnout - REPUBLICAN	15.74%







DEM Member of State Senate 4th Legislative District Vote For 1

	TOTAL	VOTE %	
Paul D. Moriarty	40	100.00%	
Write-In Totals	0	0.00%	
Total Votes Cast	40	100.00%	
Overvotes	0		
Undervotes	4		

DEM Members of the General Assembly 4th Legislative District Vote For 2

	TOTAL	VOTE %	
Dan Hutchison	38	50.67%	
Cody D. Miller	37	49.33%	
Write-In Totals	0	0.00%	
Total Votes Cast	75	100.00%	
Overvotes	0		
Undervotes	13		

DEM Members of the Board of County Commissioners Vote For 2

	TOTAL	VOTE %	
Kate Delany	15	18.07%	
Samuel E. Sweet	14	16.87%	
Louis Cappelli Jr.	28	33.73%	
Jonathan L. Young Sr.	26	31.33%	
Write-In Totals	0	0.00%	
Total Votes Cast	83	100.00%	
Overvotes	0		
Undervotes	5		

Gloucester Twp District 1

DEM Members of Council Gloucester Township

Vote For 4

	TOTAL	VOTE %	
Orlando Mercado	43	26.06%	<div style="width: 26.06%;"></div>
Michael Mignone	41	24.85%	<div style="width: 24.85%;"></div>
Tara Lynn Walters	41	24.85%	<div style="width: 24.85%;"></div>
James Joseph Nash III	40	24.24%	<div style="width: 24.24%;"></div>
Write-In Totals	0	0.00%	
Total Votes Cast	165	100.00%	<div style="width: 100%;"></div>
Overvotes	0		
Undervotes	11		

DEM Members of County Committee Gloucester Township

Vote For 1

	TOTAL	VOTE %	
Cam Co Dem Com Inc	39	100.00%	<div style="width: 100%;"></div>
Total Votes Cast	39	100.00%	<div style="width: 100%;"></div>
Overvotes	0		
Undervotes	5		

REP Member of State Senate 4th Legislative District

Vote For 1

	TOTAL	VOTE %	
Christopher W. DelBorrello	22	70.97%	<div style="width: 70.97%;"></div>
Nick DeSilvio	8	25.81%	<div style="width: 25.81%;"></div>
Write-In Totals	1	3.23%	<div style="width: 3.23%;"></div>
Total Votes Cast	31	100.00%	<div style="width: 100%;"></div>
Overvotes	0		
Undervotes	0		

REP Members of the General Assembly 4th Legislative District





Vote For 2

	TOTAL	VOTE %	
Matthew P. Walker	22	36.67%	<div style="width: 36.67%;"></div>
Amanda Esposito	22	36.67%	<div style="width: 36.67%;"></div>
Denise Gonzalez	7	11.67%	<div style="width: 11.67%;"></div>
Michael Clark	7	11.67%	<div style="width: 11.67%;"></div>
John M. Keating	1	1.67%	<div style="width: 1.67%;"></div>
Write-In Totals	1	1.67%	<div style="width: 1.67%;"></div>
Total Votes Cast	60	100.00%	<div style="width: 100%;"></div>
Overvotes	2		
Undervotes	0		

Gloucester Twp District 1







REP Members of the Board of County Commissioners

Vote For 2

	TOTAL	VOTE %	
Jason Fanning	25	47.17%	
Norman C. Rebel Jr.	26	49.06%	
Write-In Totals	2	3.77%	
Total Votes Cast	53	100.00%	
Overvotes	0		
Undervotes	9		

REP Members of Council Gloucester Township




Vote For 4

	TOTAL	VOTE %	
Joseph F. Damico III	26	24.07%	
Joseph L. Allen Jr.	26	24.07%	
Raymond E. Henry Jr.	25	23.15%	
Timothy J. Pfeffer	25	23.15%	
Write-In Totals	6	5.56%	
Total Votes Cast	108	100.00%	
Overvotes	0		
Undervotes	16		





Gloucester Twp District 2

Statistics	TOTAL
Registered Voters - Total	869
Registered Voters - NONPARTISAN	304
Registered Voters - DEMOCRAT	383
Registered Voters - REPUBLICAN	182
Ballots Cast - Total	85
Ballots Cast - NONPARTISAN	0
Ballots Cast - DEMOCRAT	62
Ballots Cast - REPUBLICAN	23
Ballots Cast - Blank	0
Voter Turnout - Total	9.78%
Voter Turnout - NONPARTISAN	0.00%
Voter Turnout - DEMOCRAT	16.19%
Voter Turnout - REPUBLICAN	12.64%







DEM Member of State Senate 4th Legislative District Vote For 1

	TOTAL	VOTE %	
Paul D. Moriarty	56	100.00%	
Write-In Totals	0	0.00%	
Total Votes Cast	56	100.00%	
Overvotes	0		
Undervotes	6		

DEM Members of the General Assembly 4th Legislative District Vote For 2

	TOTAL	VOTE %	
Dan Hutchison	54	50.94%	
Cody D. Miller	52	49.06%	
Write-In Totals	0	0.00%	
Total Votes Cast	106	100.00%	
Overvotes	0		
Undervotes	18		

DEM Members of the Board of County Commissioners Vote For 2

	TOTAL	VOTE %	
Kate Delany	19	17.92%	
Samuel E. Sweet	13	12.26%	
Louis Cappelli Jr.	40	37.74%	
Jonathan L. Young Sr.	34	32.08%	
Write-In Totals	0	0.00%	
Total Votes Cast	106	100.00%	
Overvotes	8		
Undervotes	10		

Gloucester Twp District 2

DEM Members of Council Gloucester Township

Vote For 4

	TOTAL	VOTE %
Orlando Mercado	56	24.89%
Michael Mignone	55	24.44%
Tara Lynn Walters	59	26.22%
James Joseph Nash III	55	24.44%
Write-In Totals	0	0.00%
Total Votes Cast	225	100.00%
Overvotes	0	
Undervotes	23	

DEM Members of County Committee Gloucester Township

Vote For 1

	TOTAL	VOTE %
Cam Co Dem Com Inc	54	100.00%
Total Votes Cast	54	100.00%
Overvotes	0	
Undervotes	8	

REP Member of State Senate 4th Legislative District

Vote For 1

	TOTAL	VOTE %
Christopher W. DelBorrello	9	47.37%
Nick DeSilvio	10	52.63%
Write-In Totals	0	0.00%
Total Votes Cast	19	100.00%
Overvotes	3	
Undervotes	1	

REP Members of the General Assembly 4th Legislative District





Vote For 2

	TOTAL	VOTE %
Matthew P. Walker	10	27.03%
Amanda Esposito	9	24.32%
Denise Gonzalez	7	18.92%
Michael Clark	10	27.03%
John M. Keating	1	2.70%
Write-In Totals	0	0.00%
Total Votes Cast	37	100.00%
Overvotes	6	
Undervotes	3	

Gloucester Twp District 2







REP Members of the Board of County Commissioners

Vote For 2

	TOTAL	VOTE %	
Jason Fanning	18	48.65%	
Norman C. Rebel Jr.	19	51.35%	
Write-In Totals	0	0.00%	
Total Votes Cast	37	100.00%	
Overvotes	0		
Undervotes	9		

REP Members of Council Gloucester Township




Vote For 4

	TOTAL	VOTE %	
Joseph F. Damico III	21	28.00%	
Joseph L. Allen Jr.	18	24.00%	
Raymond E. Henry Jr.	18	24.00%	
Timothy J. Pfeffer	18	24.00%	
Write-In Totals	0	0.00%	
Total Votes Cast	75	100.00%	
Overvotes	0		
Undervotes	17		





Gloucester Twp District 3

Statistics	TOTAL
Registered Voters - Total	877
Registered Voters - NONPARTISAN	294
Registered Voters - DEMOCRAT	344
Registered Voters - REPUBLICAN	239
Ballots Cast - Total	134
Ballots Cast - NONPARTISAN	0
Ballots Cast - DEMOCRAT	74
Ballots Cast - REPUBLICAN	60
Ballots Cast - Blank	1
Voter Turnout - Total	15.28%
Voter Turnout - NONPARTISAN	0.00%
Voter Turnout - DEMOCRAT	21.51%
Voter Turnout - REPUBLICAN	25.10%







DEM Member of State Senate 4th Legislative District Vote For 1

	TOTAL	VOTE %	
Paul D. Moriarty	66	100.00%	
Write-In Totals	0	0.00%	
Total Votes Cast	66	100.00%	
Overvotes	0		
Undervotes	8		

DEM Members of the General Assembly 4th Legislative District Vote For 2

	TOTAL	VOTE %	
Dan Hutchison	67	51.14%	
Cody D. Miller	64	48.86%	
Write-In Totals	0	0.00%	
Total Votes Cast	131	100.00%	
Overvotes	0		
Undervotes	17		

DEM Members of the Board of County Commissioners Vote For 2

	TOTAL	VOTE %	
Kate Delany	16	12.21%	
Samuel E. Sweet	9	6.87%	
Louis Cappelli Jr.	55	41.98%	
Jonathan L. Young Sr.	51	38.93%	
Write-In Totals	0	0.00%	
Total Votes Cast	131	100.00%	
Overvotes	8		
Undervotes	9		

Gloucester Twp District 3

DEM Members of Council Gloucester Township

Vote For 4

	TOTAL	VOTE %	
Orlando Mercado	68	25.95%	<div style="width: 25.95%;"></div>
Michael Mignone	64	24.43%	<div style="width: 24.43%;"></div>
Tara Lynn Walters	65	24.81%	<div style="width: 24.81%;"></div>
James Joseph Nash III	65	24.81%	<div style="width: 24.81%;"></div>
Write-In Totals	0	0.00%	
Total Votes Cast	262	100.00%	<div style="width: 100%;"></div>
Overvotes	0		
Undervotes	34		

DEM Members of County Committee Gloucester Township

Vote For 1

	TOTAL	VOTE %	
Cam Co Dem Com Inc	65	100.00%	<div style="width: 100%;"></div>
Total Votes Cast	65	100.00%	<div style="width: 100%;"></div>
Overvotes	0		
Undervotes	9		

REP Member of State Senate 4th Legislative District

Vote For 1

	TOTAL	VOTE %	
Christopher W. DelBorrello	37	63.79%	<div style="width: 63.79%;"></div>
Nick DeSilvio	21	36.21%	<div style="width: 36.21%;"></div>
Write-In Totals	0	0.00%	
Total Votes Cast	58	100.00%	<div style="width: 100%;"></div>
Overvotes	1		
Undervotes	1		

REP Members of the General Assembly 4th Legislative District

Vote For 2

	TOTAL	VOTE %	
Matthew P. Walker	31	28.97%	<div style="width: 28.97%;"></div>
Amanda Esposito	32	29.91%	<div style="width: 29.91%;"></div>
Denise Gonzalez	19	17.76%	<div style="width: 17.76%;"></div>
Michael Clark	20	18.69%	<div style="width: 18.69%;"></div>
John M. Keating	5	4.67%	<div style="width: 4.67%;"></div>
Write-In Totals	0	0.00%	
Total Votes Cast	107	100.00%	<div style="width: 100%;"></div>
Overvotes	10		
Undervotes	3		

Gloucester Twp District 3

REP Members of the Board of County Commissioners

Vote For 2

	TOTAL	VOTE %	
Jason Fanning	49	49.00%	<div style="width: 49%; background-color: #f0e68c;"></div>
Norman C. Rebel Jr.	51	51.00%	<div style="width: 51%; background-color: #f0e68c;"></div>
Write-In Totals	0	0.00%	
Total Votes Cast	100	100.00%	<div style="width: 100%; background-color: #f0e68c;"></div>
Overvotes	0		
Undervotes	20		

REP Members of Council Gloucester Township




Vote For 4

	TOTAL	VOTE %	
Joseph F. Damico III	53	25.73%	<div style="width: 25.73%; background-color: #f0e68c;"></div>
Joseph L. Allen Jr.	51	24.76%	<div style="width: 24.76%; background-color: #f0e68c;"></div>
Raymond E. Henry Jr.	51	24.76%	<div style="width: 24.76%; background-color: #f0e68c;"></div>
Timothy J. Pfeffer	51	24.76%	<div style="width: 24.76%; background-color: #f0e68c;"></div>
Write-In Totals	0	0.00%	
Total Votes Cast	206	100.00%	<div style="width: 100%; background-color: #f0e68c;"></div>
Overvotes	0		
Undervotes	34		





Gloucester Twp District 4

Statistics	TOTAL
Registered Voters - Total	1,195
Registered Voters - NONPARTISAN	434
Registered Voters - DEMOCRAT	467
Registered Voters - REPUBLICAN	294
Ballots Cast - Total	116
Ballots Cast - NONPARTISAN	0
Ballots Cast - DEMOCRAT	64
Ballots Cast - REPUBLICAN	52
Ballots Cast - Blank	0
Voter Turnout - Total	9.71%
Voter Turnout - NONPARTISAN	0.00%
Voter Turnout - DEMOCRAT	13.70%
Voter Turnout - REPUBLICAN	17.69%







DEM Member of State Senate 4th Legislative District Vote For 1

	TOTAL	VOTE %	
Paul D. Moriarty	59	98.33%	
Write-In Totals	1	1.67%	
Total Votes Cast	60	100.00%	
Overvotes	0		
Undervotes	4		

DEM Members of the General Assembly 4th Legislative District Vote For 2

	TOTAL	VOTE %	
Dan Hutchison	54	49.09%	
Cody D. Miller	54	49.09%	
Write-In Totals	2	1.82%	
Total Votes Cast	110	100.00%	
Overvotes	0		
Undervotes	18		

DEM Members of the Board of County Commissioners Vote For 2

	TOTAL	VOTE %	
Kate Delany	21	16.94%	
Samuel E. Sweet	17	13.71%	
Louis Cappelli Jr.	44	35.48%	
Jonathan L. Young Sr.	40	32.26%	
Write-In Totals	2	1.61%	
Total Votes Cast	124	100.00%	
Overvotes	0		
Undervotes	4		

Gloucester Twp District 4

DEM Members of Council Gloucester Township

Vote For 4

	TOTAL	VOTE %
Orlando Mercado	54	24.22%
Michael Mignone	54	24.22%
Tara Lynn Walters	54	24.22%
James Joseph Nash III	57	25.56%
Write-In Totals	4	1.79%
Total Votes Cast	223	100.00%
Overvotes	0	
Undervotes	33	

DEM Members of County Committee Gloucester Township

Vote For 1

	TOTAL	VOTE %
Cam Co Dem Com Inc	57	100.00%
Total Votes Cast	57	100.00%
Overvotes	0	
Undervotes	7	

REP Member of State Senate 4th Legislative District

Vote For 1

	TOTAL	VOTE %
Christopher W. DelBorrello	27	56.25%
Nick DeSilvio	21	43.75%
Write-In Totals	0	0.00%
Total Votes Cast	48	100.00%
Overvotes	1	
Undervotes	3	

REP Members of the General Assembly 4th Legislative District

Vote For 2

	TOTAL	VOTE %
Matthew P. Walker	25	24.75%
Amanda Esposito	31	30.69%
Denise Gonzalez	20	19.80%
Michael Clark	20	19.80%
John M. Keating	5	4.95%
Write-In Totals	0	0.00%
Total Votes Cast	101	100.00%
Overvotes	2	
Undervotes	1	

Gloucester Twp District 4

REP Members of the Board of County Commissioners

Vote For 2

	TOTAL	VOTE %	
Jason Fanning	43	50.00%	<div style="width: 50%;"><div style="width: 50%;"></div></div>
Norman C. Rebel Jr.	43	50.00%	<div style="width: 50%;"><div style="width: 50%;"></div></div>
Write-In Totals	0	0.00%	<div style="width: 0%;"><div style="width: 0%;"></div></div>
Total Votes Cast	86	100.00%	<div style="width: 100%;"><div style="width: 100%;"></div></div>
Overvotes	0		
Undervotes	18		

REP Members of Council Gloucester Township

Vote For 4

	TOTAL	VOTE %	
Joseph F. Damico III	43	25.00%	<div style="width: 25%;"><div style="width: 25%;"></div></div>
Joseph L. Allen Jr.	43	25.00%	<div style="width: 25%;"><div style="width: 25%;"></div></div>
Raymond E. Henry Jr.	43	25.00%	<div style="width: 25%;"><div style="width: 25%;"></div></div>
Timothy J. Pfeffer	43	25.00%	<div style="width: 25%;"><div style="width: 25%;"></div></div>
Write-In Totals	0	0.00%	<div style="width: 0%;"><div style="width: 0%;"></div></div>
Total Votes Cast	172	100.00%	<div style="width: 100%;"><div style="width: 100%;"></div></div>
Overvotes	0		
Undervotes	36		

Gloucester Twp District 5

Statistics	TOTAL
Registered Voters - Total	1,511
Registered Voters - NONPARTISAN	539
Registered Voters - DEMOCRAT	686
Registered Voters - REPUBLICAN	286
Ballots Cast - Total	165
Ballots Cast - NONPARTISAN	0
Ballots Cast - DEMOCRAT	121
Ballots Cast - REPUBLICAN	44
Ballots Cast - Blank	0
Voter Turnout - Total	10.92%
Voter Turnout - NONPARTISAN	0.00%
Voter Turnout - DEMOCRAT	17.64%
Voter Turnout - REPUBLICAN	15.38%

DEM Member of State Senate 4th Legislative District Vote For 1

	TOTAL	VOTE %	
Paul D. Moriarty	113	100.00%	<div style="width: 100%; height: 10px; background-color: #ffc107;"></div>
Write-In Totals	0	0.00%	<div style="width: 0%; height: 10px; background-color: #6c757d;"></div>
Total Votes Cast	113	100.00%	<div style="width: 100%; height: 10px; background-color: #ffc107;"></div>
Overvotes	0		
Undervotes	8		

DEM Members of the General Assembly 4th Legislative District Vote For 2

	TOTAL	VOTE %	
Dan Hutchison	104	50.00%	<div style="width: 50%; height: 10px; background-color: #ffc107;"></div>
Cody D. Miller	104	50.00%	<div style="width: 50%; height: 10px; background-color: #6c757d;"></div>
Write-In Totals	0	0.00%	<div style="width: 0%; height: 10px; background-color: #6c757d;"></div>
Total Votes Cast	208	100.00%	<div style="width: 100%; height: 10px; background-color: #ffc107;"></div>
Overvotes	0		
Undervotes	34		

DEM Members of the Board of County Commissioners Vote For 2

	TOTAL	VOTE %	
Kate Delany	40	19.51%	<div style="width: 19.51%; height: 10px; background-color: #ffc107;"></div>
Samuel E. Sweet	28	13.66%	<div style="width: 13.66%; height: 10px; background-color: #ffc107;"></div>
Louis Cappelli Jr.	70	34.15%	<div style="width: 34.15%; height: 10px; background-color: #ffc107;"></div>
Jonathan L. Young Sr.	67	32.68%	<div style="width: 32.68%; height: 10px; background-color: #ffc107;"></div>
Write-In Totals	0	0.00%	<div style="width: 0%; height: 10px; background-color: #6c757d;"></div>
Total Votes Cast	205	100.00%	<div style="width: 100%; height: 10px; background-color: #ffc107;"></div>
Overvotes	26		
Undervotes	11		

Gloucester Twp District 5

DEM Members of Council Gloucester Township

Vote For 4

	TOTAL	VOTE %	
Orlando Mercado	106	25.00%	<div style="width: 25%;"></div>
Michael Mignone	103	24.29%	<div style="width: 24.29%;"></div>
Tara Lynn Walters	109	25.71%	<div style="width: 25.71%;"></div>
James Joseph Nash III	106	25.00%	<div style="width: 25%;"></div>
Write-In Totals	0	0.00%	
Total Votes Cast	424	100.00%	<div style="width: 100%;"></div>
Overvotes	0		
Undervotes	60		

DEM Members of County Committee Gloucester Township

Vote For 1

	TOTAL	VOTE %	
Cam Co Dem Com Inc	101	100.00%	<div style="width: 100%;"></div>
Total Votes Cast	101	100.00%	<div style="width: 100%;"></div>
Overvotes	0		
Undervotes	20		

REP Member of State Senate 4th Legislative District

Vote For 1

	TOTAL	VOTE %	
Christopher W. DelBorrello	28	70.00%	<div style="width: 70%;"></div>
Nick DeSilvio	12	30.00%	<div style="width: 30%;"></div>
Write-In Totals	0	0.00%	
Total Votes Cast	40	100.00%	<div style="width: 100%;"></div>
Overvotes	4		
Undervotes	0		

REP Members of the General Assembly 4th Legislative District





Vote For 2

	TOTAL	VOTE %	
Matthew P. Walker	24	33.33%	<div style="width: 33.33%;"></div>
Amanda Esposito	22	30.56%	<div style="width: 30.56%;"></div>
Denise Gonzalez	11	15.28%	<div style="width: 15.28%;"></div>
Michael Clark	11	15.28%	<div style="width: 15.28%;"></div>
John M. Keating	4	5.56%	<div style="width: 5.56%;"></div>
Write-In Totals	0	0.00%	
Total Votes Cast	72	100.00%	<div style="width: 100%;"></div>
Overvotes	14		
Undervotes	2		

Gloucester Twp District 5







REP Members of the Board of County Commissioners

Vote For 2

	TOTAL	VOTE %	
Jason Fanning	36	51.43%	
Norman C. Rebel Jr.	34	48.57%	
Write-In Totals	0	0.00%	
Total Votes Cast	70	100.00%	
Overvotes	0		
Undervotes	18		

REP Members of Council Gloucester Township

Vote For 4

	TOTAL	VOTE %	
Joseph F. Damico III	38	25.00%	
Joseph L. Allen Jr.	38	25.00%	
Raymond E. Henry Jr.	38	25.00%	
Timothy J. Pfeffer	38	25.00%	
Write-In Totals	0	0.00%	
Total Votes Cast	152	100.00%	
Overvotes	0		
Undervotes	24		

Gloucester Twp District 6

Statistics	TOTAL
Registered Voters - Total	1,639
Registered Voters - NONPARTISAN	630
Registered Voters - DEMOCRAT	670
Registered Voters - REPUBLICAN	339
Ballots Cast - Total	182
Ballots Cast - NONPARTISAN	0
Ballots Cast - DEMOCRAT	106
Ballots Cast - REPUBLICAN	76
Ballots Cast - Blank	1
Voter Turnout - Total	11.10%
Voter Turnout - NONPARTISAN	0.00%
Voter Turnout - DEMOCRAT	15.82%
Voter Turnout - REPUBLICAN	22.42%

DEM Member of State Senate 4th Legislative District Vote For 1

	TOTAL	VOTE %	
Paul D. Moriarty	97	100.00%	<div style="width: 100%; height: 10px; background-color: #f0e68c;"></div>
Write-In Totals	0	0.00%	<div style="width: 0%; height: 10px; background-color: #d3d3d3;"></div>
Total Votes Cast	97	100.00%	<div style="width: 100%; height: 10px; background-color: #f0e68c;"></div>
Overvotes	0		
Undervotes	9		

DEM Members of the General Assembly 4th Legislative District Vote For 2

	TOTAL	VOTE %	
Dan Hutchison	91	50.00%	<div style="width: 50%; height: 10px; background-color: #f0e68c;"></div>
Cody D. Miller	91	50.00%	<div style="width: 50%; height: 10px; background-color: #d3d3d3;"></div>
Write-In Totals	0	0.00%	<div style="width: 0%; height: 10px; background-color: #d3d3d3;"></div>
Total Votes Cast	182	100.00%	<div style="width: 100%; height: 10px; background-color: #f0e68c;"></div>
Overvotes	0		
Undervotes	30		

DEM Members of the Board of County Commissioners Vote For 2

	TOTAL	VOTE %	
Kate Delany	26	15.12%	<div style="width: 15.12%; height: 10px; background-color: #f0e68c;"></div>
Samuel E. Sweet	20	11.63%	<div style="width: 11.63%; height: 10px; background-color: #d3d3d3;"></div>
Louis Cappelli Jr.	66	38.37%	<div style="width: 38.37%; height: 10px; background-color: #f0e68c;"></div>
Jonathan L. Young Sr.	60	34.88%	<div style="width: 34.88%; height: 10px; background-color: #d3d3d3;"></div>
Write-In Totals	0	0.00%	<div style="width: 0%; height: 10px; background-color: #d3d3d3;"></div>
Total Votes Cast	172	100.00%	<div style="width: 100%; height: 10px; background-color: #f0e68c;"></div>
Overvotes	30		
Undervotes	10		

Gloucester Twp District 6

DEM Members of Council Gloucester Township

Vote For 4

	TOTAL	VOTE %
Orlando Mercado	90	24.66%
Michael Mignone	89	24.38%
Tara Lynn Walters	95	26.03%
James Joseph Nash III	91	24.93%
Write-In Totals	0	0.00%
Total Votes Cast	365	100.00%
Overvotes	0	
Undervotes	59	

DEM Members of County Committee Gloucester Township

Vote For 1

	TOTAL	VOTE %
Cam Co Dem Com Inc	86	100.00%
Total Votes Cast	86	100.00%
Overvotes	0	
Undervotes	20	

REP Member of State Senate 4th Legislative District

Vote For 1

	TOTAL	VOTE %
Christopher W. DelBorrello	41	56.94%
Nick DeSilvio	31	43.06%
Write-In Totals	0	0.00%
Total Votes Cast	72	100.00%
Overvotes	2	
Undervotes	2	

REP Members of the General Assembly 4th Legislative District

Vote For 2

	TOTAL	VOTE %
Matthew P. Walker	46	32.86%
Amanda Esposito	37	26.43%
Denise Gonzalez	22	15.71%
Michael Clark	25	17.86%
John M. Keating	10	7.14%
Write-In Totals	0	0.00%
Total Votes Cast	140	100.00%
Overvotes	8	
Undervotes	4	

Gloucester Twp District 6

REP Members of the Board of County Commissioners

Vote For 2

	TOTAL	VOTE %	
Jason Fanning	60	50.00%	<div style="width: 50%;"><div style="width: 50%;"></div></div>
Norman C. Rebel Jr.	60	50.00%	<div style="width: 50%;"><div style="width: 50%;"></div></div>
Write-In Totals	0	0.00%	<div style="width: 0%;"><div style="width: 0%;"></div></div>
Total Votes Cast	120	100.00%	<div style="width: 100%;"><div style="width: 100%;"></div></div>
Overvotes	0		
Undervotes	32		

REP Members of Council Gloucester Township

Vote For 4

	TOTAL	VOTE %	
Joseph F. Damico III	61	24.30%	<div style="width: 24.3%;"><div style="width: 24.3%;"></div></div>
Joseph L. Allen Jr.	62	24.70%	<div style="width: 24.7%;"><div style="width: 24.7%;"></div></div>
Raymond E. Henry Jr.	63	25.10%	<div style="width: 25.1%;"><div style="width: 25.1%;"></div></div>
Timothy J. Pfeffer	65	25.90%	<div style="width: 25.9%;"><div style="width: 25.9%;"></div></div>
Write-In Totals	0	0.00%	<div style="width: 0%;"><div style="width: 0%;"></div></div>
Total Votes Cast	251	100.00%	<div style="width: 100%;"><div style="width: 100%;"></div></div>
Overvotes	0		
Undervotes	53		

Gloucester Twp District 7

Statistics	TOTAL
Registered Voters - Total	1,253
Registered Voters - NONPARTISAN	457
Registered Voters - DEMOCRAT	492
Registered Voters - REPUBLICAN	304
Ballots Cast - Total	138
Ballots Cast - NONPARTISAN	0
Ballots Cast - DEMOCRAT	76
Ballots Cast - REPUBLICAN	62
Ballots Cast - Blank	0
Voter Turnout - Total	11.01%
Voter Turnout - NONPARTISAN	0.00%
Voter Turnout - DEMOCRAT	15.45%
Voter Turnout - REPUBLICAN	20.39%

DEM Member of State Senate 4th Legislative District Vote For 1

	TOTAL	VOTE %	
Paul D. Moriarty	70	100.00%	<div style="width: 100%; height: 10px; background-color: #f0e68c;"></div>
Write-In Totals	0	0.00%	<div style="width: 0%; height: 10px; background-color: #d3d3d3;"></div>
Total Votes Cast	70	100.00%	<div style="width: 100%; height: 10px; background-color: #f0e68c;"></div>
Overvotes	0		
Undervotes	6		

DEM Members of the General Assembly 4th Legislative District Vote For 2

	TOTAL	VOTE %	
Dan Hutchison	67	50.76%	<div style="width: 50.76%; height: 10px; background-color: #f0e68c;"></div>
Cody D. Miller	65	49.24%	<div style="width: 49.24%; height: 10px; background-color: #f0e68c;"></div>
Write-In Totals	0	0.00%	<div style="width: 0%; height: 10px; background-color: #d3d3d3;"></div>
Total Votes Cast	132	100.00%	<div style="width: 100%; height: 10px; background-color: #f0e68c;"></div>
Overvotes	0		
Undervotes	20		

DEM Members of the Board of County Commissioners Vote For 2

	TOTAL	VOTE %	
Kate Delany	27	18.75%	<div style="width: 18.75%; height: 10px; background-color: #f0e68c;"></div>
Samuel E. Sweet	25	17.36%	<div style="width: 17.36%; height: 10px; background-color: #f0e68c;"></div>
Louis Cappelli Jr.	51	35.42%	<div style="width: 35.42%; height: 10px; background-color: #f0e68c;"></div>
Jonathan L. Young Sr.	41	28.47%	<div style="width: 28.47%; height: 10px; background-color: #f0e68c;"></div>
Write-In Totals	0	0.00%	<div style="width: 0%; height: 10px; background-color: #d3d3d3;"></div>
Total Votes Cast	144	100.00%	<div style="width: 100%; height: 10px; background-color: #f0e68c;"></div>
Overvotes	2		
Undervotes	6		

Gloucester Twp District 7

DEM Members of Council Gloucester Township

Vote For 4

	TOTAL	VOTE %	
Orlando Mercado	62	24.31%	<div style="width: 24.31%;"></div>
Michael Mignone	65	25.49%	<div style="width: 25.49%;"></div>
Tara Lynn Walters	63	24.71%	<div style="width: 24.71%;"></div>
James Joseph Nash III	65	25.49%	<div style="width: 25.49%;"></div>
Write-In Totals	0	0.00%	
Total Votes Cast	255	100.00%	<div style="width: 100%;"></div>
Overvotes	0		
Undervotes	49		

DEM Members of County Committee Gloucester Township

Vote For 1

	TOTAL	VOTE %	
Cam Co Dem Com Inc	60	100.00%	<div style="width: 100%;"></div>
Total Votes Cast	60	100.00%	<div style="width: 100%;"></div>
Overvotes	0		
Undervotes	16		

REP Member of State Senate 4th Legislative District

Vote For 1

	TOTAL	VOTE %	
Christopher W. DelBorrello	38	63.33%	<div style="width: 63.33%;"></div>
Nick DeSilvio	22	36.67%	<div style="width: 36.67%;"></div>
Write-In Totals	0	0.00%	
Total Votes Cast	60	100.00%	<div style="width: 100%;"></div>
Overvotes	0		
Undervotes	2		

REP Members of the General Assembly 4th Legislative District

Vote For 2

	TOTAL	VOTE %	
Matthew P. Walker	34	28.57%	<div style="width: 28.57%;"></div>
Amanda Esposito	34	28.57%	<div style="width: 28.57%;"></div>
Denise Gonzalez	23	19.33%	<div style="width: 19.33%;"></div>
Michael Clark	18	15.13%	<div style="width: 15.13%;"></div>
John M. Keating	10	8.40%	<div style="width: 8.40%;"></div>
Write-In Totals	0	0.00%	
Total Votes Cast	119	100.00%	<div style="width: 100%;"></div>
Overvotes	4		
Undervotes	1		

Gloucester Twp District 7

REP Members of the Board of County Commissioners

Vote For 2

	TOTAL	VOTE %	
Jason Fanning	47	50.00%	<div style="width: 50%;"><div style="width: 50%; background-color: #f0e68c;"></div></div>
Norman C. Rebel Jr.	47	50.00%	<div style="width: 50%;"><div style="width: 50%; background-color: #f0e68c;"></div></div>
Write-In Totals	0	0.00%	<div style="width: 0%;"><div style="width: 0%; background-color: #f0e68c;"></div></div>
Total Votes Cast	94	100.00%	<div style="width: 100%;"><div style="width: 100%; background-color: #f0e68c;"></div></div>
Overvotes	0		
Undervotes	30		

REP Members of Council Gloucester Township

Vote For 4

	TOTAL	VOTE %	
Joseph F. Damico III	47	24.61%	<div style="width: 24.61%;"><div style="width: 24.61%; background-color: #f0e68c;"></div></div>
Joseph L. Allen Jr.	48	25.13%	<div style="width: 25.13%;"><div style="width: 25.13%; background-color: #f0e68c;"></div></div>
Raymond E. Henry Jr.	48	25.13%	<div style="width: 25.13%;"><div style="width: 25.13%; background-color: #f0e68c;"></div></div>
Timothy J. Pfeffer	48	25.13%	<div style="width: 25.13%;"><div style="width: 25.13%; background-color: #f0e68c;"></div></div>
Write-In Totals	0	0.00%	<div style="width: 0%;"><div style="width: 0%; background-color: #f0e68c;"></div></div>
Total Votes Cast	191	100.00%	<div style="width: 100%;"><div style="width: 100%; background-color: #f0e68c;"></div></div>
Overvotes	0		
Undervotes	57		

Gloucester Twp District 8

Statistics	TOTAL
Registered Voters - Total	1,252
Registered Voters - NONPARTISAN	409
Registered Voters - DEMOCRAT	669
Registered Voters - REPUBLICAN	174
Ballots Cast - Total	156
Ballots Cast - NONPARTISAN	0
Ballots Cast - DEMOCRAT	120
Ballots Cast - REPUBLICAN	36
Ballots Cast - Blank	0
Voter Turnout - Total	12.46%
Voter Turnout - NONPARTISAN	0.00%
Voter Turnout - DEMOCRAT	17.94%
Voter Turnout - REPUBLICAN	20.69%

DEM Member of State Senate 4th Legislative District Vote For 1

	TOTAL	VOTE %	
Paul D. Moriarty	110	100.00%	<div style="width: 100%; height: 10px; background-color: #ffc107;"></div>
Write-In Totals	0	0.00%	<div style="width: 0%; height: 10px; background-color: #6c757d;"></div>
Total Votes Cast	110	100.00%	<div style="width: 100%; height: 10px; background-color: #ffc107;"></div>
Overvotes	0		
Undervotes	10		

DEM Members of the General Assembly 4th Legislative District Vote For 2

	TOTAL	VOTE %	
Dan Hutchison	108	50.70%	<div style="width: 50.7%; height: 10px; background-color: #ffc107;"></div>
Cody D. Miller	105	49.30%	<div style="width: 49.3%; height: 10px; background-color: #ffc107;"></div>
Write-In Totals	0	0.00%	<div style="width: 0%; height: 10px; background-color: #6c757d;"></div>
Total Votes Cast	213	100.00%	<div style="width: 100%; height: 10px; background-color: #ffc107;"></div>
Overvotes	0		
Undervotes	27		

DEM Members of the Board of County Commissioners Vote For 2

	TOTAL	VOTE %	
Kate Delany	31	15.74%	<div style="width: 15.74%; height: 10px; background-color: #ffc107;"></div>
Samuel E. Sweet	21	10.66%	<div style="width: 10.66%; height: 10px; background-color: #ffc107;"></div>
Louis Cappelli Jr.	76	38.58%	<div style="width: 38.58%; height: 10px; background-color: #ffc107;"></div>
Jonathan L. Young Sr.	69	35.03%	<div style="width: 35.03%; height: 10px; background-color: #ffc107;"></div>
Write-In Totals	0	0.00%	<div style="width: 0%; height: 10px; background-color: #6c757d;"></div>
Total Votes Cast	197	100.00%	<div style="width: 100%; height: 10px; background-color: #ffc107;"></div>
Overvotes	32		
Undervotes	11		

Gloucester Twp District 8

DEM Members of Council Gloucester Township

Vote For 4

	TOTAL	VOTE %	
Orlando Mercado	112	25.69%	<div style="width: 25.69%;"></div>
Michael Mignone	106	24.31%	<div style="width: 24.31%;"></div>
Tara Lynn Walters	112	25.69%	<div style="width: 25.69%;"></div>
James Joseph Nash III	106	24.31%	<div style="width: 24.31%;"></div>
Write-In Totals	0	0.00%	
Total Votes Cast	436	100.00%	<div style="width: 100%;"></div>
Overvotes	0		
Undervotes	44		

DEM Members of County Committee Gloucester Township

Vote For 1

	TOTAL	VOTE %	
Cam Co Dem Com Inc	104	100.00%	<div style="width: 100%;"></div>
Total Votes Cast	104	100.00%	<div style="width: 100%;"></div>
Overvotes	0		
Undervotes	16		

REP Member of State Senate 4th Legislative District

Vote For 1

	TOTAL	VOTE %	
Christopher W. DelBorrello	17	50.00%	<div style="width: 50%;"></div>
Nick DeSilvio	17	50.00%	<div style="width: 50%;"></div>
Write-In Totals	0	0.00%	
Total Votes Cast	34	100.00%	<div style="width: 100%;"></div>
Overvotes	1		
Undervotes	1		

REP Members of the General Assembly 4th Legislative District

Vote For 2

	TOTAL	VOTE %	
Matthew P. Walker	20	28.57%	<div style="width: 28.57%;"></div>
Amanda Esposito	20	28.57%	<div style="width: 28.57%;"></div>
Denise Gonzalez	15	21.43%	<div style="width: 21.43%;"></div>
Michael Clark	15	21.43%	<div style="width: 21.43%;"></div>
John M. Keating	0	0.00%	
Write-In Totals	0	0.00%	
Total Votes Cast	70	100.00%	<div style="width: 100%;"></div>
Overvotes	2		
Undervotes	0		

Gloucester Twp District 8

REP Members of the Board of County Commissioners

Vote For 2

	TOTAL	VOTE %	
Jason Fanning	28	50.91%	<div style="width: 50.91%;"><div style="width: 50.91%;"></div></div>
Norman C. Rebel Jr.	27	49.09%	<div style="width: 49.09%;"><div style="width: 49.09%;"></div></div>
Write-In Totals	0	0.00%	<div style="width: 0%;"><div style="width: 0%;"></div></div>
Total Votes Cast	55	100.00%	<div style="width: 100%;"><div style="width: 100%;"></div></div>
Overvotes	0		
Undervotes	17		

REP Members of Council Gloucester Township




Vote For 4

	TOTAL	VOTE %	
Joseph F. Damico III	30	25.86%	<div style="width: 25.86%;"><div style="width: 25.86%;"></div></div>
Joseph L. Allen Jr.	29	25.00%	<div style="width: 25.00%;"><div style="width: 25.00%;"></div></div>
Raymond E. Henry Jr.	29	25.00%	<div style="width: 25.00%;"><div style="width: 25.00%;"></div></div>
Timothy J. Pfeffer	28	24.14%	<div style="width: 24.14%;"><div style="width: 24.14%;"></div></div>
Write-In Totals	0	0.00%	<div style="width: 0%;"><div style="width: 0%;"></div></div>
Total Votes Cast	116	100.00%	<div style="width: 100%;"><div style="width: 100%;"></div></div>
Overvotes	0		
Undervotes	28		





Gloucester Twp District 9

Statistics	TOTAL
Registered Voters - Total	1,426
Registered Voters - NONPARTISAN	491
Registered Voters - DEMOCRAT	578
Registered Voters - REPUBLICAN	357
Ballots Cast - Total	169
Ballots Cast - NONPARTISAN	0
Ballots Cast - DEMOCRAT	126
Ballots Cast - REPUBLICAN	43
Ballots Cast - Blank	0
Voter Turnout - Total	11.85%
Voter Turnout - NONPARTISAN	0.00%
Voter Turnout - DEMOCRAT	21.80%
Voter Turnout - REPUBLICAN	12.04%







DEM Member of State Senate 4th Legislative District Vote For 1

	TOTAL	VOTE %	
Paul D. Moriarty	112	99.12%	
Write-In Totals	1	0.88%	
Total Votes Cast	113	100.00%	
Overvotes	0		
Undervotes	13		

DEM Members of the General Assembly 4th Legislative District Vote For 2

	TOTAL	VOTE %	
Dan Hutchison	107	49.54%	
Cody D. Miller	107	49.54%	
Write-In Totals	2	0.93%	
Total Votes Cast	216	100.00%	
Overvotes	0		
Undervotes	36		

DEM Members of the Board of County Commissioners Vote For 2

	TOTAL	VOTE %	
Kate Delany	28	12.96%	
Samuel E. Sweet	29	13.43%	
Louis Cappelli Jr.	84	38.89%	
Jonathan L. Young Sr.	73	33.80%	
Write-In Totals	2	0.93%	
Total Votes Cast	216	100.00%	
Overvotes	20		
Undervotes	16		

Gloucester Twp District 9

DEM Members of Council Gloucester Township

Vote For 4

	TOTAL	VOTE %	
Orlando Mercado	101	24.10%	<div style="width: 24.10%;"></div>
Michael Mignone	105	25.06%	<div style="width: 25.06%;"></div>
Tara Lynn Walters	104	24.82%	<div style="width: 24.82%;"></div>
James Joseph Nash III	104	24.82%	<div style="width: 24.82%;"></div>
Write-In Totals	5	1.19%	<div style="width: 1.19%;"></div>
Total Votes Cast	419	100.00%	<div style="width: 100.00%;"></div>
Overvotes	0		
Undervotes	85		

DEM Members of County Committee Gloucester Township

Vote For 1

	TOTAL	VOTE %	
Cam Co Dem Com Inc	108	100.00%	<div style="width: 100.00%;"></div>
Total Votes Cast	108	100.00%	<div style="width: 100.00%;"></div>
Overvotes	0		
Undervotes	18		

REP Member of State Senate 4th Legislative District

Vote For 1

	TOTAL	VOTE %	
Christopher W. DelBorrello	31	75.61%	<div style="width: 75.61%;"></div>
Nick DeSilvio	10	24.39%	<div style="width: 24.39%;"></div>
Write-In Totals	0	0.00%	<div style="width: 0.00%;"></div>
Total Votes Cast	41	100.00%	<div style="width: 100.00%;"></div>
Overvotes	1		
Undervotes	1		

REP Members of the General Assembly 4th Legislative District





Vote For 2

	TOTAL	VOTE %	
Matthew P. Walker	30	36.14%	<div style="width: 36.14%;"></div>
Amanda Esposito	30	36.14%	<div style="width: 36.14%;"></div>
Denise Gonzalez	6	7.23%	<div style="width: 7.23%;"></div>
Michael Clark	9	10.84%	<div style="width: 10.84%;"></div>
John M. Keating	7	8.43%	<div style="width: 8.43%;"></div>
Write-In Totals	1	1.20%	<div style="width: 1.20%;"></div>
Total Votes Cast	83	100.00%	<div style="width: 100.00%;"></div>
Overvotes	2		
Undervotes	1		

Gloucester Twp District 9







REP Members of the Board of County Commissioners

Vote For 2

	TOTAL	VOTE %	
Jason Fanning	37	49.33%	
Norman C. Rebel Jr.	38	50.67%	
Write-In Totals	0	0.00%	
Total Votes Cast	75	100.00%	
Overvotes	0		
Undervotes	11		

REP Members of Council Gloucester Township

Vote For 4

	TOTAL	VOTE %	
Joseph F. Damico III	38	25.50%	
Joseph L. Allen Jr.	37	24.83%	
Raymond E. Henry Jr.	37	24.83%	
Timothy J. Pfeffer	37	24.83%	
Write-In Totals	0	0.00%	
Total Votes Cast	149	100.00%	
Overvotes	0		
Undervotes	23		

Gloucester Twp District 10

Statistics	TOTAL
Registered Voters - Total	1,058
Registered Voters - NONPARTISAN	343
Registered Voters - DEMOCRAT	436
Registered Voters - REPUBLICAN	279
Ballots Cast - Total	120
Ballots Cast - NONPARTISAN	0
Ballots Cast - DEMOCRAT	80
Ballots Cast - REPUBLICAN	40
Ballots Cast - Blank	0
Voter Turnout - Total	11.34%
Voter Turnout - NONPARTISAN	0.00%
Voter Turnout - DEMOCRAT	18.35%
Voter Turnout - REPUBLICAN	14.34%

DEM Member of State Senate 4th Legislative District Vote For 1

	TOTAL	VOTE %	
Paul D. Moriarty	73	100.00%	<div style="width: 100%; height: 10px; background-color: #ffc107;"></div>
Write-In Totals	0	0.00%	<div style="width: 0%; height: 10px; background-color: #6c757d;"></div>
Total Votes Cast	73	100.00%	<div style="width: 100%; height: 10px; background-color: #ffc107;"></div>
Overvotes	0		
Undervotes	7		

DEM Members of the General Assembly 4th Legislative District Vote For 2

	TOTAL	VOTE %	
Dan Hutchison	74	51.39%	<div style="width: 51.39%; height: 10px; background-color: #ffc107;"></div>
Cody D. Miller	70	48.61%	<div style="width: 48.61%; height: 10px; background-color: #ffc107;"></div>
Write-In Totals	0	0.00%	<div style="width: 0%; height: 10px; background-color: #6c757d;"></div>
Total Votes Cast	144	100.00%	<div style="width: 100%; height: 10px; background-color: #ffc107;"></div>
Overvotes	0		
Undervotes	16		

DEM Members of the Board of County Commissioners Vote For 2

	TOTAL	VOTE %	
Kate Delany	21	14.00%	<div style="width: 14.00%; height: 10px; background-color: #ffc107;"></div>
Samuel E. Sweet	16	10.67%	<div style="width: 10.67%; height: 10px; background-color: #ffc107;"></div>
Louis Cappelli Jr.	60	40.00%	<div style="width: 40.00%; height: 10px; background-color: #ffc107;"></div>
Jonathan L. Young Sr.	53	35.33%	<div style="width: 35.33%; height: 10px; background-color: #ffc107;"></div>
Write-In Totals	0	0.00%	<div style="width: 0%; height: 10px; background-color: #6c757d;"></div>
Total Votes Cast	150	100.00%	<div style="width: 100%; height: 10px; background-color: #ffc107;"></div>
Overvotes	4		
Undervotes	6		

Gloucester Twp District 10

DEM Members of Council Gloucester Township

Vote For 4

	TOTAL	VOTE %	
Orlando Mercado	70	24.56%	<div style="width: 24.56%;"></div>
Michael Mignone	69	24.21%	<div style="width: 24.21%;"></div>
Tara Lynn Walters	71	24.91%	<div style="width: 24.91%;"></div>
James Joseph Nash III	75	26.32%	<div style="width: 26.32%;"></div>
Write-In Totals	0	0.00%	
Total Votes Cast	285	100.00%	<div style="width: 100%;"></div>
Overvotes	0		
Undervotes	35		

DEM Members of County Committee Gloucester Township

Vote For 1

	TOTAL	VOTE %	
Cam Co Dem Com Inc	70	100.00%	<div style="width: 100%;"></div>
Total Votes Cast	70	100.00%	<div style="width: 100%;"></div>
Overvotes	0		
Undervotes	10		

REP Member of State Senate 4th Legislative District

Vote For 1

	TOTAL	VOTE %	
Christopher W. DelBorrello	26	72.22%	<div style="width: 72.22%;"></div>
Nick DeSilvio	10	27.78%	<div style="width: 27.78%;"></div>
Write-In Totals	0	0.00%	
Total Votes Cast	36	100.00%	<div style="width: 100%;"></div>
Overvotes	2		
Undervotes	2		

REP Members of the General Assembly 4th Legislative District





Vote For 2

	TOTAL	VOTE %	
Matthew P. Walker	25	36.23%	<div style="width: 36.23%;"></div>
Amanda Esposito	23	33.33%	<div style="width: 33.33%;"></div>
Denise Gonzalez	7	10.14%	<div style="width: 10.14%;"></div>
Michael Clark	7	10.14%	<div style="width: 10.14%;"></div>
John M. Keating	7	10.14%	<div style="width: 10.14%;"></div>
Write-In Totals	0	0.00%	
Total Votes Cast	69	100.00%	<div style="width: 100%;"></div>
Overvotes	8		
Undervotes	3		

Gloucester Twp District 10







REP Members of the Board of County Commissioners

Vote For 2

	TOTAL	VOTE %	
Jason Fanning	31	50.82%	
Norman C. Rebel Jr.	30	49.18%	
Write-In Totals	0	0.00%	
Total Votes Cast	61	100.00%	
Overvotes	0		
Undervotes	19		

REP Members of Council Gloucester Township

Vote For 4

	TOTAL	VOTE %	
Joseph F. Damico III	32	25.40%	
Joseph L. Allen Jr.	32	25.40%	
Raymond E. Henry Jr.	31	24.60%	
Timothy J. Pfeffer	31	24.60%	
Write-In Totals	0	0.00%	
Total Votes Cast	126	100.00%	
Overvotes	0		
Undervotes	34		

Gloucester Twp District 11

Statistics	TOTAL
Registered Voters - Total	1,122
Registered Voters - NONPARTISAN	394
Registered Voters - DEMOCRAT	454
Registered Voters - REPUBLICAN	274
Ballots Cast - Total	143
Ballots Cast - NONPARTISAN	0
Ballots Cast - DEMOCRAT	80
Ballots Cast - REPUBLICAN	63
Ballots Cast - Blank	0
Voter Turnout - Total	12.75%
Voter Turnout - NONPARTISAN	0.00%
Voter Turnout - DEMOCRAT	17.62%
Voter Turnout - REPUBLICAN	22.99%

DEM Member of State Senate 4th Legislative District

Vote For 1

	TOTAL	VOTE %	
Paul D. Moriarty	76	100.00%	<div style="width: 100%; height: 10px; background-color: #f0e68c;"></div>
Write-In Totals	0	0.00%	<div style="width: 0%; height: 10px; background-color: #d3d3d3;"></div>
Total Votes Cast	76	100.00%	<div style="width: 100%; height: 10px; background-color: #f0e68c;"></div>
Overvotes	0		
Undervotes	4		

DEM Members of the General Assembly 4th Legislative District

Vote For 2

	TOTAL	VOTE %	
Dan Hutchison	71	50.35%	<div style="width: 50.35%; height: 10px; background-color: #f0e68c;"></div>
Cody D. Miller	70	49.65%	<div style="width: 49.65%; height: 10px; background-color: #f0e68c;"></div>
Write-In Totals	0	0.00%	<div style="width: 0%; height: 10px; background-color: #d3d3d3;"></div>
Total Votes Cast	141	100.00%	<div style="width: 100%; height: 10px; background-color: #f0e68c;"></div>
Overvotes	0		
Undervotes	19		

DEM Members of the Board of County Commissioners

Vote For 2

	TOTAL	VOTE %	
Kate Delany	18	12.08%	<div style="width: 12.08%; height: 10px; background-color: #f0e68c;"></div>
Samuel E. Sweet	15	10.07%	<div style="width: 10.07%; height: 10px; background-color: #f0e68c;"></div>
Louis Cappelli Jr.	59	39.60%	<div style="width: 39.60%; height: 10px; background-color: #f0e68c;"></div>
Jonathan L. Young Sr.	57	38.26%	<div style="width: 38.26%; height: 10px; background-color: #f0e68c;"></div>
Write-In Totals	0	0.00%	<div style="width: 0%; height: 10px; background-color: #d3d3d3;"></div>
Total Votes Cast	149	100.00%	<div style="width: 100%; height: 10px; background-color: #f0e68c;"></div>
Overvotes	8		
Undervotes	3		

Gloucester Twp District 11

DEM Members of Council Gloucester Township

Vote For 4

	TOTAL	VOTE %
Orlando Mercado	73	25.35%
Michael Mignone	72	25.00%
Tara Lynn Walters	72	25.00%
James Joseph Nash III	71	24.65%
Write-In Totals	0	0.00%
Total Votes Cast	288	100.00%
Overvotes	0	
Undervotes	32	

DEM Members of County Committee Gloucester Township

Vote For 1

	TOTAL	VOTE %
Cam Co Dem Com Inc	68	100.00%
Total Votes Cast	68	100.00%
Overvotes	0	
Undervotes	12	

REP Member of State Senate 4th Legislative District

Vote For 1

	TOTAL	VOTE %
Christopher W. DelBorrello	44	70.97%
Nick DeSilvio	18	29.03%
Write-In Totals	0	0.00%
Total Votes Cast	62	100.00%
Overvotes	0	
Undervotes	1	

REP Members of the General Assembly 4th Legislative District

Vote For 2

	TOTAL	VOTE %
Matthew P. Walker	45	36.29%
Amanda Esposito	43	34.68%
Denise Gonzalez	14	11.29%
Michael Clark	15	12.10%
John M. Keating	7	5.65%
Write-In Totals	0	0.00%
Total Votes Cast	124	100.00%
Overvotes	0	
Undervotes	2	

Gloucester Twp District 11

REP Members of the Board of County Commissioners

Vote For 2

	TOTAL	VOTE %	
Jason Fanning	59	49.58%	<div style="width: 49.58%; background-color: #f0e68c;"></div>
Norman C. Rebel Jr.	60	50.42%	<div style="width: 50.42%; background-color: #f0e68c;"></div>
Write-In Totals	0	0.00%	
Total Votes Cast	119	100.00%	<div style="width: 100%; background-color: #f0e68c;"></div>
Overvotes	0		
Undervotes	7		

REP Members of Council Gloucester Township

Vote For 4

	TOTAL	VOTE %	
Joseph F. Damico III	58	24.89%	<div style="width: 24.89%; background-color: #f0e68c;"></div>
Joseph L. Allen Jr.	58	24.89%	<div style="width: 24.89%; background-color: #f0e68c;"></div>
Raymond E. Henry Jr.	58	24.89%	<div style="width: 24.89%; background-color: #f0e68c;"></div>
Timothy J. Pfeffer	59	25.32%	<div style="width: 25.32%; background-color: #f0e68c;"></div>
Write-In Totals	0	0.00%	
Total Votes Cast	233	100.00%	<div style="width: 100%; background-color: #f0e68c;"></div>
Overvotes	0		
Undervotes	19		

Gloucester Twp District 12

Statistics	TOTAL
Registered Voters - Total	1,242
Registered Voters - NONPARTISAN	383
Registered Voters - DEMOCRAT	564
Registered Voters - REPUBLICAN	295
Ballots Cast - Total	207
Ballots Cast - NONPARTISAN	0
Ballots Cast - DEMOCRAT	137
Ballots Cast - REPUBLICAN	70
Ballots Cast - Blank	0
Voter Turnout - Total	16.67%
Voter Turnout - NONPARTISAN	0.00%
Voter Turnout - DEMOCRAT	24.29%
Voter Turnout - REPUBLICAN	23.73%

DEM Member of State Senate 4th Legislative District Vote For 1

	TOTAL	VOTE %	
Paul D. Moriarty	127	100.00%	<div style="width: 100%; height: 10px; background-color: #f0e68c;"></div>
Write-In Totals	0	0.00%	<div style="width: 0%; height: 10px; background-color: #d3d3d3;"></div>
Total Votes Cast	127	100.00%	<div style="width: 100%; height: 10px; background-color: #f0e68c;"></div>
Overvotes	0		
Undervotes	10		

DEM Members of the General Assembly 4th Legislative District Vote For 2

	TOTAL	VOTE %	
Dan Hutchison	119	50.00%	<div style="width: 50%; height: 10px; background-color: #f0e68c;"></div>
Cody D. Miller	117	49.16%	<div style="width: 49.16%; height: 10px; background-color: #f0e68c;"></div>
Write-In Totals	2	0.84%	<div style="width: 0.84%; height: 10px; background-color: #d3d3d3;"></div>
Total Votes Cast	238	100.00%	<div style="width: 100%; height: 10px; background-color: #f0e68c;"></div>
Overvotes	0		
Undervotes	36		

DEM Members of the Board of County Commissioners Vote For 2

	TOTAL	VOTE %	
Kate Delany	31	11.88%	<div style="width: 11.88%; height: 10px; background-color: #f0e68c;"></div>
Samuel E. Sweet	25	9.58%	<div style="width: 9.58%; height: 10px; background-color: #f0e68c;"></div>
Louis Cappelli Jr.	109	41.76%	<div style="width: 41.76%; height: 10px; background-color: #f0e68c;"></div>
Jonathan L. Young Sr.	96	36.78%	<div style="width: 36.78%; height: 10px; background-color: #f0e68c;"></div>
Write-In Totals	0	0.00%	<div style="width: 0%; height: 10px; background-color: #d3d3d3;"></div>
Total Votes Cast	261	100.00%	<div style="width: 100%; height: 10px; background-color: #f0e68c;"></div>
Overvotes	6		
Undervotes	7		

Gloucester Twp District 12

DEM Members of Council Gloucester Township

Vote For 4

	TOTAL	VOTE %	
Orlando Mercado	118	24.33%	<div style="width: 24.33%;"></div>
Michael Mignone	122	25.15%	<div style="width: 25.15%;"></div>
Tara Lynn Walters	122	25.15%	<div style="width: 25.15%;"></div>
James Joseph Nash III	122	25.15%	<div style="width: 25.15%;"></div>
Write-In Totals	1	0.21%	<div style="width: 0.21%;"></div>
Total Votes Cast	485	100.00%	<div style="width: 100.00%;"></div>
Overvotes	0		
Undervotes	63		

DEM Members of County Committee Gloucester Township

Vote For 1

	TOTAL	VOTE %	
Cam Co Dem Com Inc	122	100.00%	<div style="width: 100.00%;"></div>
Total Votes Cast	122	100.00%	<div style="width: 100.00%;"></div>
Overvotes	0		
Undervotes	15		

REP Member of State Senate 4th Legislative District

Vote For 1

	TOTAL	VOTE %	
Christopher W. DelBorrello	51	78.46%	<div style="width: 78.46%;"></div>
Nick DeSilvio	14	21.54%	<div style="width: 21.54%;"></div>
Write-In Totals	0	0.00%	<div style="width: 0.00%;"></div>
Total Votes Cast	65	100.00%	<div style="width: 100.00%;"></div>
Overvotes	1		
Undervotes	4		

REP Members of the General Assembly 4th Legislative District





Vote For 2

	TOTAL	VOTE %	
Matthew P. Walker	54	40.30%	<div style="width: 40.30%;"></div>
Amanda Esposito	51	38.06%	<div style="width: 38.06%;"></div>
Denise Gonzalez	11	8.21%	<div style="width: 8.21%;"></div>
Michael Clark	16	11.94%	<div style="width: 11.94%;"></div>
John M. Keating	2	1.49%	<div style="width: 1.49%;"></div>
Write-In Totals	0	0.00%	<div style="width: 0.00%;"></div>
Total Votes Cast	134	100.00%	<div style="width: 100.00%;"></div>
Overvotes	4		
Undervotes	2		

Gloucester Twp District 12







REP Members of the Board of County Commissioners

Vote For 2

	TOTAL	VOTE %	
Jason Fanning	59	49.17%	
Norman C. Rebel Jr.	61	50.83%	
Write-In Totals	0	0.00%	
Total Votes Cast	120	100.00%	
Overvotes	0		
Undervotes	20		

REP Members of Council Gloucester Township




Vote For 4

	TOTAL	VOTE %	
Joseph F. Damico III	62	25.00%	
Joseph L. Allen Jr.	63	25.40%	
Raymond E. Henry Jr.	62	25.00%	
Timothy J. Pfeffer	61	24.60%	
Write-In Totals	0	0.00%	
Total Votes Cast	248	100.00%	
Overvotes	0		
Undervotes	32		





Gloucester Twp District 13

Statistics	TOTAL
Registered Voters - Total	1,771
Registered Voters - NONPARTISAN	701
Registered Voters - DEMOCRAT	773
Registered Voters - REPUBLICAN	297
Ballots Cast - Total	117
Ballots Cast - NONPARTISAN	0
Ballots Cast - DEMOCRAT	83
Ballots Cast - REPUBLICAN	34
Ballots Cast - Blank	0
Voter Turnout - Total	6.61%
Voter Turnout - NONPARTISAN	0.00%
Voter Turnout - DEMOCRAT	10.74%
Voter Turnout - REPUBLICAN	11.45%







DEM Member of State Senate 4th Legislative District Vote For 1

	TOTAL	VOTE %	
Paul D. Moriarty	78	100.00%	
Write-In Totals	0	0.00%	
Total Votes Cast	78	100.00%	
Overvotes	0		
Undervotes	5		

DEM Members of the General Assembly 4th Legislative District Vote For 2

	TOTAL	VOTE %	
Dan Hutchison	71	49.65%	
Cody D. Miller	72	50.35%	
Write-In Totals	0	0.00%	
Total Votes Cast	143	100.00%	
Overvotes	0		
Undervotes	23		

DEM Members of the Board of County Commissioners Vote For 2

	TOTAL	VOTE %	
Kate Delany	32	22.07%	
Samuel E. Sweet	24	16.55%	
Louis Cappelli Jr.	46	31.72%	
Jonathan L. Young Sr.	43	29.66%	
Write-In Totals	0	0.00%	
Total Votes Cast	145	100.00%	
Overvotes	16		
Undervotes	5		

Gloucester Twp District 13

DEM Members of Council Gloucester Township

Vote For 4

	TOTAL	VOTE %	
Orlando Mercado	67	23.76%	<div style="width: 23.76%;"></div>
Michael Mignone	70	24.82%	<div style="width: 24.82%;"></div>
Tara Lynn Walters	73	25.89%	<div style="width: 25.89%;"></div>
James Joseph Nash III	72	25.53%	<div style="width: 25.53%;"></div>
Write-In Totals	0	0.00%	
Total Votes Cast	282	100.00%	<div style="width: 100%;"></div>
Overvotes	0		
Undervotes	50		

DEM Members of County Committee Gloucester Township

Vote For 1

	TOTAL	VOTE %	
Cam Co Dem Com Inc	72	100.00%	<div style="width: 100%;"></div>
Total Votes Cast	72	100.00%	<div style="width: 100%;"></div>
Overvotes	0		
Undervotes	11		

REP Member of State Senate 4th Legislative District

Vote For 1

	TOTAL	VOTE %	
Christopher W. DelBorrello	26	78.79%	<div style="width: 78.79%;"></div>
Nick DeSilvio	7	21.21%	<div style="width: 21.21%;"></div>
Write-In Totals	0	0.00%	
Total Votes Cast	33	100.00%	<div style="width: 100%;"></div>
Overvotes	1		
Undervotes	0		

REP Members of the General Assembly 4th Legislative District



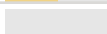

Vote For 2

	TOTAL	VOTE %	
Matthew P. Walker	24	37.50%	<div style="width: 37.50%;"></div>
Amanda Esposito	25	39.06%	<div style="width: 39.06%;"></div>
Denise Gonzalez	5	7.81%	<div style="width: 7.81%;"></div>
Michael Clark	7	10.94%	<div style="width: 10.94%;"></div>
John M. Keating	3	4.69%	<div style="width: 4.69%;"></div>
Write-In Totals	0	0.00%	
Total Votes Cast	64	100.00%	<div style="width: 100%;"></div>
Overvotes	2		
Undervotes	2		

Gloucester Twp District 13







REP Members of the Board of County Commissioners

Vote For 2

	TOTAL	VOTE %	
Jason Fanning	29	50.00%	
Norman C. Rebel Jr.	29	50.00%	
Write-In Totals	0	0.00%	
Total Votes Cast	58	100.00%	
Overvotes	0		
Undervotes	10		

REP Members of Council Gloucester Township




Vote For 4

	TOTAL	VOTE %	
Joseph F. Damico III	31	26.05%	
Joseph L. Allen Jr.	30	25.21%	
Raymond E. Henry Jr.	29	24.37%	
Timothy J. Pfeffer	29	24.37%	
Write-In Totals	0	0.00%	
Total Votes Cast	119	100.00%	
Overvotes	0		
Undervotes	17		





Gloucester Twp District 14

Statistics	TOTAL
Registered Voters - Total	1,382
Registered Voters - NONPARTISAN	462
Registered Voters - DEMOCRAT	762
Registered Voters - REPUBLICAN	158
Ballots Cast - Total	122
Ballots Cast - NONPARTISAN	0
Ballots Cast - DEMOCRAT	99
Ballots Cast - REPUBLICAN	23
Ballots Cast - Blank	0
Voter Turnout - Total	8.83%
Voter Turnout - NONPARTISAN	0.00%
Voter Turnout - DEMOCRAT	12.99%
Voter Turnout - REPUBLICAN	14.56%







DEM Member of State Senate 4th Legislative District Vote For 1

	TOTAL	VOTE %	
Paul D. Moriarty	95	100.00%	
Write-In Totals	0	0.00%	
Total Votes Cast	95	100.00%	
Overvotes	0		
Undervotes	4		

DEM Members of the General Assembly 4th Legislative District Vote For 2

	TOTAL	VOTE %	
Dan Hutchison	87	50.29%	
Cody D. Miller	86	49.71%	
Write-In Totals	0	0.00%	
Total Votes Cast	173	100.00%	
Overvotes	0		
Undervotes	25		

DEM Members of the Board of County Commissioners Vote For 2

	TOTAL	VOTE %	
Kate Delany	27	17.31%	
Samuel E. Sweet	15	9.62%	
Louis Cappelli Jr.	59	37.82%	
Jonathan L. Young Sr.	55	35.26%	
Write-In Totals	0	0.00%	
Total Votes Cast	156	100.00%	
Overvotes	22		
Undervotes	20		

Gloucester Twp District 14

DEM Members of Council Gloucester Township

Vote For 4

	TOTAL	VOTE %	
Orlando Mercado	84	24.93%	<div style="width: 24.93%;"></div>
Michael Mignone	83	24.63%	<div style="width: 24.63%;"></div>
Tara Lynn Walters	87	25.82%	<div style="width: 25.82%;"></div>
James Joseph Nash III	83	24.63%	<div style="width: 24.63%;"></div>
Write-In Totals	0	0.00%	
Total Votes Cast	337	100.00%	<div style="width: 100%;"></div>
Overvotes	0		
Undervotes	59		

DEM Members of County Committee Gloucester Township

Vote For 1

	TOTAL	VOTE %	
Cam Co Dem Com Inc	80	100.00%	<div style="width: 100%;"></div>
Total Votes Cast	80	100.00%	<div style="width: 100%;"></div>
Overvotes	0		
Undervotes	19		

REP Member of State Senate 4th Legislative District

Vote For 1

	TOTAL	VOTE %	
Christopher W. DelBorrello	15	65.22%	<div style="width: 65.22%;"></div>
Nick DeSilvio	7	30.43%	<div style="width: 30.43%;"></div>
Write-In Totals	1	4.35%	<div style="width: 4.35%;"></div>
Total Votes Cast	23	100.00%	<div style="width: 100%;"></div>
Overvotes	0		
Undervotes	0		

REP Members of the General Assembly 4th Legislative District

Vote For 2

	TOTAL	VOTE %	
Matthew P. Walker	18	40.00%	<div style="width: 40.00%;"></div>
Amanda Esposito	16	35.56%	<div style="width: 35.56%;"></div>
Denise Gonzalez	4	8.89%	<div style="width: 8.89%;"></div>
Michael Clark	5	11.11%	<div style="width: 11.11%;"></div>
John M. Keating	2	4.44%	<div style="width: 4.44%;"></div>
Write-In Totals	0	0.00%	
Total Votes Cast	45	100.00%	<div style="width: 100%;"></div>
Overvotes	0		
Undervotes	1		

Gloucester Twp District 14

REP Members of the Board of County Commissioners

Vote For 2

	TOTAL	VOTE %	
Jason Fanning	19	50.00%	<div style="width: 50%;"><div style="width: 50%; background-color: #f0e68c;"></div></div>
Norman C. Rebel Jr.	19	50.00%	<div style="width: 50%;"><div style="width: 50%; background-color: #f0e68c;"></div></div>
Write-In Totals	0	0.00%	<div style="width: 0%;"><div style="width: 0%; background-color: #f0e68c;"></div></div>
Total Votes Cast	38	100.00%	<div style="width: 100%;"><div style="width: 100%; background-color: #f0e68c;"></div></div>
Overvotes	0		
Undervotes	8		

REP Members of Council Gloucester Township




Vote For 4

	TOTAL	VOTE %	
Joseph F. Damico III	21	25.93%	<div style="width: 25.93%;"><div style="width: 25.93%; background-color: #f0e68c;"></div></div>
Joseph L. Allen Jr.	20	24.69%	<div style="width: 24.69%;"><div style="width: 24.69%; background-color: #f0e68c;"></div></div>
Raymond E. Henry Jr.	20	24.69%	<div style="width: 24.69%;"><div style="width: 24.69%; background-color: #f0e68c;"></div></div>
Timothy J. Pfeffer	20	24.69%	<div style="width: 24.69%;"><div style="width: 24.69%; background-color: #f0e68c;"></div></div>
Write-In Totals	0	0.00%	<div style="width: 0%;"><div style="width: 0%; background-color: #f0e68c;"></div></div>
Total Votes Cast	81	100.00%	<div style="width: 100%;"><div style="width: 100%; background-color: #f0e68c;"></div></div>
Overvotes	0		
Undervotes	11		





Gloucester Twp District 15

Statistics	TOTAL
Registered Voters - Total	1,472
Registered Voters - NONPARTISAN	476
Registered Voters - DEMOCRAT	669
Registered Voters - REPUBLICAN	327
Ballots Cast - Total	158
Ballots Cast - NONPARTISAN	0
Ballots Cast - DEMOCRAT	105
Ballots Cast - REPUBLICAN	53
Ballots Cast - Blank	0
Voter Turnout - Total	10.73%
Voter Turnout - NONPARTISAN	0.00%
Voter Turnout - DEMOCRAT	15.70%
Voter Turnout - REPUBLICAN	16.21%







DEM Member of State Senate 4th Legislative District Vote For 1

	TOTAL	VOTE %	
Paul D. Moriarty	95	98.96%	
Write-In Totals	1	1.04%	
Total Votes Cast	96	100.00%	
Overvotes	0		
Undervotes	9		

DEM Members of the General Assembly 4th Legislative District Vote For 2

	TOTAL	VOTE %	
Dan Hutchison	88	49.44%	
Cody D. Miller	88	49.44%	
Write-In Totals	2	1.12%	
Total Votes Cast	178	100.00%	
Overvotes	0		
Undervotes	32		

DEM Members of the Board of County Commissioners Vote For 2

	TOTAL	VOTE %	
Kate Delany	28	15.05%	
Samuel E. Sweet	24	12.90%	
Louis Cappelli Jr.	70	37.63%	
Jonathan L. Young Sr.	64	34.41%	
Write-In Totals	0	0.00%	
Total Votes Cast	186	100.00%	
Overvotes	8		
Undervotes	16		

Gloucester Twp District 15

DEM Members of Council Gloucester Township

Vote For 4

	TOTAL	VOTE %	
Orlando Mercado	90	25.14%	<div style="width: 25.14%;"></div>
Michael Mignone	89	24.86%	<div style="width: 24.86%;"></div>
Tara Lynn Walters	89	24.86%	<div style="width: 24.86%;"></div>
James Joseph Nash III	86	24.02%	<div style="width: 24.02%;"></div>
Write-In Totals	4	1.12%	<div style="width: 1.12%;"></div>
Total Votes Cast	358	100.00%	<div style="width: 100%;"></div>
Overvotes	0		
Undervotes	62		

DEM Members of County Committee Gloucester Township

Vote For 1

	TOTAL	VOTE %	
Cam Co Dem Com Inc	88	100.00%	<div style="width: 100%;"></div>
Total Votes Cast	88	100.00%	<div style="width: 100%;"></div>
Overvotes	0		
Undervotes	17		

REP Member of State Senate 4th Legislative District

Vote For 1

	TOTAL	VOTE %	
Christopher W. DelBorrello	33	63.46%	<div style="width: 63.46%;"></div>
Nick DeSilvio	19	36.54%	<div style="width: 36.54%;"></div>
Write-In Totals	0	0.00%	<div style="width: 0%;"></div>
Total Votes Cast	52	100.00%	<div style="width: 100%;"></div>
Overvotes	1		
Undervotes	0		

REP Members of the General Assembly 4th Legislative District

Vote For 2

	TOTAL	VOTE %	
Matthew P. Walker	35	33.65%	<div style="width: 33.65%;"></div>
Amanda Esposito	35	33.65%	<div style="width: 33.65%;"></div>
Denise Gonzalez	17	16.35%	<div style="width: 16.35%;"></div>
Michael Clark	15	14.42%	<div style="width: 14.42%;"></div>
John M. Keating	2	1.92%	<div style="width: 1.92%;"></div>
Write-In Totals	0	0.00%	<div style="width: 0%;"></div>
Total Votes Cast	104	100.00%	<div style="width: 100%;"></div>
Overvotes	2		
Undervotes	0		

Gloucester Twp District 15

REP Members of the Board of County Commissioners

Vote For 2

	TOTAL	VOTE %	
Jason Fanning	50	50.51%	<div style="width: 50.51%;"><div style="width: 50.51%;"></div></div>
Norman C. Rebel Jr.	49	49.49%	<div style="width: 49.49%;"><div style="width: 49.49%;"></div></div>
Write-In Totals	0	0.00%	<div style="width: 0%;"><div style="width: 0%;"></div></div>
Total Votes Cast	99	100.00%	<div style="width: 100%;"><div style="width: 100%;"></div></div>
Overvotes	0		
Undervotes	7		

REP Members of Council Gloucester Township




Vote For 4

	TOTAL	VOTE %	
Joseph F. Damico III	47	24.61%	<div style="width: 24.61%;"><div style="width: 24.61%;"></div></div>
Joseph L. Allen Jr.	47	24.61%	<div style="width: 24.61%;"><div style="width: 24.61%;"></div></div>
Raymond E. Henry Jr.	48	25.13%	<div style="width: 25.13%;"><div style="width: 25.13%;"></div></div>
Timothy J. Pfeffer	49	25.65%	<div style="width: 25.65%;"><div style="width: 25.65%;"></div></div>
Write-In Totals	0	0.00%	<div style="width: 0%;"><div style="width: 0%;"></div></div>
Total Votes Cast	191	100.00%	<div style="width: 100%;"><div style="width: 100%;"></div></div>
Overvotes	0		
Undervotes	21		





Gloucester Twp District 16

Statistics	TOTAL
Registered Voters - Total	1,210
Registered Voters - NONPARTISAN	422
Registered Voters - DEMOCRAT	456
Registered Voters - REPUBLICAN	332
Ballots Cast - Total	164
Ballots Cast - NONPARTISAN	0
Ballots Cast - DEMOCRAT	99
Ballots Cast - REPUBLICAN	65
Ballots Cast - Blank	0
Voter Turnout - Total	13.55%
Voter Turnout - NONPARTISAN	0.00%
Voter Turnout - DEMOCRAT	21.71%
Voter Turnout - REPUBLICAN	19.58%







DEM Member of State Senate 4th Legislative District Vote For 1

	TOTAL	VOTE %	
Paul D. Moriarty	91	100.00%	
Write-In Totals	0	0.00%	
Total Votes Cast	91	100.00%	
Overvotes	0		
Undervotes	8		

DEM Members of the General Assembly 4th Legislative District Vote For 2

	TOTAL	VOTE %	
Dan Hutchison	86	49.43%	
Cody D. Miller	88	50.57%	
Write-In Totals	0	0.00%	
Total Votes Cast	174	100.00%	
Overvotes	0		
Undervotes	24		

DEM Members of the Board of County Commissioners Vote For 2

	TOTAL	VOTE %	
Kate Delany	31	16.85%	
Samuel E. Sweet	23	12.50%	
Louis Cappelli Jr.	69	37.50%	
Jonathan L. Young Sr.	61	33.15%	
Write-In Totals	0	0.00%	
Total Votes Cast	184	100.00%	
Overvotes	8		
Undervotes	6		

Gloucester Twp District 16

DEM Members of Council Gloucester Township

Vote For 4

	TOTAL	VOTE %
Orlando Mercado	88	24.93%
Michael Mignone	88	24.93%
Tara Lynn Walters	89	25.21%
James Joseph Nash III	88	24.93%
Write-In Totals	0	0.00%
Total Votes Cast	353	100.00%
Overvotes	0	
Undervotes	43	

DEM Members of County Committee Gloucester Township

Vote For 1

	TOTAL	VOTE %
Cam Co Dem Com Inc	89	100.00%
Total Votes Cast	89	100.00%
Overvotes	0	
Undervotes	10	

REP Member of State Senate 4th Legislative District

Vote For 1

	TOTAL	VOTE %
Christopher W. DelBorrello	49	76.56%
Nick DeSilvio	15	23.44%
Write-In Totals	0	0.00%
Total Votes Cast	64	100.00%
Overvotes	0	
Undervotes	1	

REP Members of the General Assembly 4th Legislative District

Vote For 2

	TOTAL	VOTE %
Matthew P. Walker	50	39.06%
Amanda Esposito	49	38.28%
Denise Gonzalez	13	10.16%
Michael Clark	14	10.94%
John M. Keating	2	1.56%
Write-In Totals	0	0.00%
Total Votes Cast	128	100.00%
Overvotes	0	
Undervotes	2	

Gloucester Twp District 16

REP Members of the Board of County Commissioners

Vote For 2

	TOTAL	VOTE %	
Jason Fanning	54	50.00%	<div style="width: 50%;"><div style="width: 50%; background-color: #f0e68c;"></div></div>
Norman C. Rebel Jr.	54	50.00%	<div style="width: 50%;"><div style="width: 50%; background-color: #f0e68c;"></div></div>
Write-In Totals	0	0.00%	<div style="width: 0%;"><div style="width: 0%; background-color: #f0e68c;"></div></div>
Total Votes Cast	108	100.00%	<div style="width: 100%;"><div style="width: 100%; background-color: #f0e68c;"></div></div>
Overvotes	0		
Undervotes	22		

REP Members of Council Gloucester Township

Vote For 4

	TOTAL	VOTE %	
Joseph F. Damico III	56	25.23%	<div style="width: 25.23%;"><div style="width: 25.23%; background-color: #f0e68c;"></div></div>
Joseph L. Allen Jr.	56	25.23%	<div style="width: 25.23%;"><div style="width: 25.23%; background-color: #f0e68c;"></div></div>
Raymond E. Henry Jr.	55	24.77%	<div style="width: 24.77%;"><div style="width: 24.77%; background-color: #f0e68c;"></div></div>
Timothy J. Pfeffer	55	24.77%	<div style="width: 24.77%;"><div style="width: 24.77%; background-color: #f0e68c;"></div></div>
Write-In Totals	0	0.00%	<div style="width: 0%;"><div style="width: 0%; background-color: #f0e68c;"></div></div>
Total Votes Cast	222	100.00%	<div style="width: 100%;"><div style="width: 100%; background-color: #f0e68c;"></div></div>
Overvotes	0		
Undervotes	38		

Gloucester Twp District 17

Statistics	TOTAL
Registered Voters - Total	2,362
Registered Voters - NONPARTISAN	915
Registered Voters - DEMOCRAT	1,127
Registered Voters - REPUBLICAN	320
Ballots Cast - Total	137
Ballots Cast - NONPARTISAN	0
Ballots Cast - DEMOCRAT	94
Ballots Cast - REPUBLICAN	43
Ballots Cast - Blank	0
Voter Turnout - Total	5.80%
Voter Turnout - NONPARTISAN	0.00%
Voter Turnout - DEMOCRAT	8.34%
Voter Turnout - REPUBLICAN	13.44%

DEM Member of State Senate 4th Legislative District Vote For 1

	TOTAL	VOTE %	
Paul D. Moriarty	87	97.75%	<div style="width: 97.75%;"><div style="width: 97.75%;"></div></div>
Write-In Totals	2	2.25%	<div style="width: 2.25%;"><div style="width: 2.25%;"></div></div>
Total Votes Cast	89	100.00%	<div style="width: 100.00%;"><div style="width: 100.00%;"></div></div>
Overvotes	0		
Undervotes	5		

DEM Members of the General Assembly 4th Legislative District Vote For 2

	TOTAL	VOTE %	
Dan Hutchison	81	51.27%	<div style="width: 51.27%;"><div style="width: 51.27%;"></div></div>
Cody D. Miller	77	48.73%	<div style="width: 48.73%;"><div style="width: 48.73%;"></div></div>
Write-In Totals	0	0.00%	<div style="width: 0.00%;"><div style="width: 0.00%;"></div></div>
Total Votes Cast	158	100.00%	<div style="width: 100.00%;"><div style="width: 100.00%;"></div></div>
Overvotes	0		
Undervotes	30		

DEM Members of the Board of County Commissioners Vote For 2

	TOTAL	VOTE %	
Kate Delany	30	18.99%	<div style="width: 18.99%;"><div style="width: 18.99%;"></div></div>
Samuel E. Sweet	22	13.92%	<div style="width: 13.92%;"><div style="width: 13.92%;"></div></div>
Louis Cappelli Jr.	52	32.91%	<div style="width: 32.91%;"><div style="width: 32.91%;"></div></div>
Jonathan L. Young Sr.	54	34.18%	<div style="width: 34.18%;"><div style="width: 34.18%;"></div></div>
Write-In Totals	0	0.00%	<div style="width: 0.00%;"><div style="width: 0.00%;"></div></div>
Total Votes Cast	158	100.00%	<div style="width: 100.00%;"><div style="width: 100.00%;"></div></div>
Overvotes	16		
Undervotes	14		

Gloucester Twp District 17

DEM Members of Council Gloucester Township

Vote For 4

	TOTAL	VOTE %	
Orlando Mercado	82	24.33%	<div style="width: 24.33%;"></div>
Michael Mignone	85	25.22%	<div style="width: 25.22%;"></div>
Tara Lynn Walters	84	24.93%	<div style="width: 24.93%;"></div>
James Joseph Nash III	85	25.22%	<div style="width: 25.22%;"></div>
Write-In Totals	1	0.30%	<div style="width: 0.30%;"></div>
Total Votes Cast	337	100.00%	<div style="width: 100%;"></div>
Overvotes	0		
Undervotes	39		

DEM Members of County Committee Gloucester Township

Vote For 1

	TOTAL	VOTE %	
Cam Co Dem Com Inc	85	100.00%	<div style="width: 100%;"></div>
Total Votes Cast	85	100.00%	<div style="width: 100%;"></div>
Overvotes	0		
Undervotes	9		

REP Member of State Senate 4th Legislative District

Vote For 1

	TOTAL	VOTE %	
Christopher W. DelBorrello	25	67.57%	<div style="width: 67.57%;"></div>
Nick DeSilvio	12	32.43%	<div style="width: 32.43%;"></div>
Write-In Totals	0	0.00%	<div style="width: 0.00%;"></div>
Total Votes Cast	37	100.00%	<div style="width: 100%;"></div>
Overvotes	4		
Undervotes	2		

REP Members of the General Assembly 4th Legislative District

Vote For 2

	TOTAL	VOTE %	
Matthew P. Walker	21	27.63%	<div style="width: 27.63%;"></div>
Amanda Esposito	23	30.26%	<div style="width: 30.26%;"></div>
Denise Gonzalez	11	14.47%	<div style="width: 14.47%;"></div>
Michael Clark	13	17.11%	<div style="width: 17.11%;"></div>
John M. Keating	8	10.53%	<div style="width: 10.53%;"></div>
Write-In Totals	0	0.00%	<div style="width: 0.00%;"></div>
Total Votes Cast	76	100.00%	<div style="width: 100%;"></div>
Overvotes	8		
Undervotes	2		

Gloucester Twp District 17

REP Members of the Board of County Commissioners

Vote For 2

	TOTAL	VOTE %	
Jason Fanning	32	48.48%	<div style="width: 48.48%; background-color: #f0e68c;"></div>
Norman C. Rebel Jr.	34	51.52%	<div style="width: 51.52%; background-color: #f0e68c;"></div>
Write-In Totals	0	0.00%	
Total Votes Cast	66	100.00%	<div style="width: 100%; background-color: #f0e68c;"></div>
Overvotes	0		
Undervotes	20		

REP Members of Council Gloucester Township




Vote For 4

	TOTAL	VOTE %	
Joseph F. Damico III	35	25.55%	<div style="width: 25.55%; background-color: #f0e68c;"></div>
Joseph L. Allen Jr.	34	24.82%	<div style="width: 24.82%; background-color: #f0e68c;"></div>
Raymond E. Henry Jr.	34	24.82%	<div style="width: 24.82%; background-color: #f0e68c;"></div>
Timothy J. Pfeffer	34	24.82%	<div style="width: 24.82%; background-color: #f0e68c;"></div>
Write-In Totals	0	0.00%	
Total Votes Cast	137	100.00%	<div style="width: 100%; background-color: #f0e68c;"></div>
Overvotes	0		
Undervotes	35		





Gloucester Twp District 18

Statistics	TOTAL
Registered Voters - Total	1,717
Registered Voters - NONPARTISAN	615
Registered Voters - DEMOCRAT	842
Registered Voters - REPUBLICAN	260
Ballots Cast - Total	137
Ballots Cast - NONPARTISAN	0
Ballots Cast - DEMOCRAT	104
Ballots Cast - REPUBLICAN	33
Ballots Cast - Blank	0
Voter Turnout - Total	7.98%
Voter Turnout - NONPARTISAN	0.00%
Voter Turnout - DEMOCRAT	12.35%
Voter Turnout - REPUBLICAN	12.69%







DEM Member of State Senate 4th Legislative District Vote For 1

	TOTAL	VOTE %	
Paul D. Moriarty	97	100.00%	
Write-In Totals	0	0.00%	
Total Votes Cast	97	100.00%	
Overvotes	0		
Undervotes	7		

DEM Members of the General Assembly 4th Legislative District Vote For 2

	TOTAL	VOTE %	
Dan Hutchison	90	51.14%	
Cody D. Miller	86	48.86%	
Write-In Totals	0	0.00%	
Total Votes Cast	176	100.00%	
Overvotes	0		
Undervotes	32		

DEM Members of the Board of County Commissioners Vote For 2

	TOTAL	VOTE %	
Kate Delany	34	19.10%	
Samuel E. Sweet	36	20.22%	
Louis Cappelli Jr.	54	30.34%	
Jonathan L. Young Sr.	54	30.34%	
Write-In Totals	0	0.00%	
Total Votes Cast	178	100.00%	
Overvotes	16		
Undervotes	14		

Gloucester Twp District 18

DEM Members of Council Gloucester Township

Vote For 4

	TOTAL	VOTE %
Orlando Mercado	87	25.44%
Michael Mignone	83	24.27%
Tara Lynn Walters	89	26.02%
James Joseph Nash III	83	24.27%
Write-In Totals	0	0.00%
Total Votes Cast	342	100.00%
Overvotes	0	
Undervotes	74	

DEM Members of County Committee Gloucester Township

Vote For 1

	TOTAL	VOTE %
Cam Co Dem Com Inc	84	100.00%
Total Votes Cast	84	100.00%
Overvotes	0	
Undervotes	20	

REP Member of State Senate 4th Legislative District

Vote For 1

	TOTAL	VOTE %
Christopher W. DelBorrello	16	50.00%
Nick DeSilvio	16	50.00%
Write-In Totals	0	0.00%
Total Votes Cast	32	100.00%
Overvotes	0	
Undervotes	1	

REP Members of the General Assembly 4th Legislative District





Vote For 2

	TOTAL	VOTE %
Matthew P. Walker	13	20.97%
Amanda Esposito	12	19.35%
Denise Gonzalez	17	27.42%
Michael Clark	17	27.42%
John M. Keating	3	4.84%
Write-In Totals	0	0.00%
Total Votes Cast	62	100.00%
Overvotes	0	
Undervotes	4	

Gloucester Twp District 18







REP Members of the Board of County Commissioners

Vote For 2

	TOTAL	VOTE %	
Jason Fanning	29	51.79%	
Norman C. Rebel Jr.	27	48.21%	
Write-In Totals	0	0.00%	
Total Votes Cast	56	100.00%	
Overvotes	0		
Undervotes	10		

REP Members of Council Gloucester Township

Vote For 4

	TOTAL	VOTE %	
Joseph F. Damico III	29	25.66%	
Joseph L. Allen Jr.	27	23.89%	
Raymond E. Henry Jr.	29	25.66%	
Timothy J. Pfeffer	27	23.89%	
Write-In Totals	1	0.88%	
Total Votes Cast	113	100.00%	
Overvotes	0		
Undervotes	19		

Gloucester Twp District 19

Statistics	TOTAL
Registered Voters - Total	1,553
Registered Voters - NONPARTISAN	533
Registered Voters - DEMOCRAT	706
Registered Voters - REPUBLICAN	314
Ballots Cast - Total	169
Ballots Cast - NONPARTISAN	0
Ballots Cast - DEMOCRAT	116
Ballots Cast - REPUBLICAN	53
Ballots Cast - Blank	0
Voter Turnout - Total	10.88%
Voter Turnout - NONPARTISAN	0.00%
Voter Turnout - DEMOCRAT	16.43%
Voter Turnout - REPUBLICAN	16.88%

DEM Member of State Senate 4th Legislative District Vote For 1

	TOTAL	VOTE %	
Paul D. Moriarty	106	100.00%	<div style="width: 100%; height: 10px; background-color: #ffc107;"></div>
Write-In Totals	0	0.00%	<div style="width: 0%; height: 10px; background-color: #6c757d;"></div>
Total Votes Cast	106	100.00%	<div style="width: 100%; height: 10px; background-color: #ffc107;"></div>
Overvotes	0		
Undervotes	10		

DEM Members of the General Assembly 4th Legislative District Vote For 2

	TOTAL	VOTE %	
Dan Hutchison	104	50.24%	<div style="width: 50.24%; height: 10px; background-color: #ffc107;"></div>
Cody D. Miller	103	49.76%	<div style="width: 49.76%; height: 10px; background-color: #ffc107;"></div>
Write-In Totals	0	0.00%	<div style="width: 0%; height: 10px; background-color: #6c757d;"></div>
Total Votes Cast	207	100.00%	<div style="width: 100%; height: 10px; background-color: #ffc107;"></div>
Overvotes	0		
Undervotes	25		

DEM Members of the Board of County Commissioners Vote For 2

	TOTAL	VOTE %	
Kate Delany	39	17.97%	<div style="width: 17.97%; height: 10px; background-color: #ffc107;"></div>
Samuel E. Sweet	35	16.13%	<div style="width: 16.13%; height: 10px; background-color: #ffc107;"></div>
Louis Cappelli Jr.	70	32.26%	<div style="width: 32.26%; height: 10px; background-color: #ffc107;"></div>
Jonathan L. Young Sr.	73	33.64%	<div style="width: 33.64%; height: 10px; background-color: #ffc107;"></div>
Write-In Totals	0	0.00%	<div style="width: 0%; height: 10px; background-color: #6c757d;"></div>
Total Votes Cast	217	100.00%	<div style="width: 100%; height: 10px; background-color: #ffc107;"></div>
Overvotes	12		
Undervotes	3		

Gloucester Twp District 19

DEM Members of Council Gloucester Township

Vote For 4

	TOTAL	VOTE %	
Orlando Mercado	102	24.76%	<div style="width: 24.76%;"></div>
Michael Mignone	103	25.00%	<div style="width: 25.00%;"></div>
Tara Lynn Walters	104	25.24%	<div style="width: 25.24%;"></div>
James Joseph Nash III	103	25.00%	<div style="width: 25.00%;"></div>
Write-In Totals	0	0.00%	
Total Votes Cast	412	100.00%	<div style="width: 100%;"></div>
Overvotes	0		
Undervotes	52		

DEM Members of County Committee Gloucester Township

Vote For 1

	TOTAL	VOTE %	
Cam Co Dem Com Inc	100	100.00%	<div style="width: 100%;"></div>
Total Votes Cast	100	100.00%	<div style="width: 100%;"></div>
Overvotes	0		
Undervotes	16		

REP Member of State Senate 4th Legislative District

Vote For 1

	TOTAL	VOTE %	
Christopher W. DelBorrello	34	64.15%	<div style="width: 64.15%;"></div>
Nick DeSilvio	19	35.85%	<div style="width: 35.85%;"></div>
Write-In Totals	0	0.00%	
Total Votes Cast	53	100.00%	<div style="width: 100%;"></div>
Overvotes	0		
Undervotes	0		

REP Members of the General Assembly 4th Legislative District

Vote For 2

	TOTAL	VOTE %	
Matthew P. Walker	31	31.63%	<div style="width: 31.63%;"></div>
Amanda Esposito	30	30.61%	<div style="width: 30.61%;"></div>
Denise Gonzalez	18	18.37%	<div style="width: 18.37%;"></div>
Michael Clark	15	15.31%	<div style="width: 15.31%;"></div>
John M. Keating	4	4.08%	<div style="width: 4.08%;"></div>
Write-In Totals	0	0.00%	
Total Votes Cast	98	100.00%	<div style="width: 100%;"></div>
Overvotes	4		
Undervotes	4		

Gloucester Twp District 19

REP Members of the Board of County Commissioners

Vote For 2

	TOTAL	VOTE %	
Jason Fanning	41	50.00%	<div style="width: 50%;"><div style="width: 50%;"></div></div>
Norman C. Rebel Jr.	41	50.00%	<div style="width: 50%;"><div style="width: 50%;"></div></div>
Write-In Totals	0	0.00%	<div style="width: 0%;"><div style="width: 0%;"></div></div>
Total Votes Cast	82	100.00%	<div style="width: 100%;"><div style="width: 100%;"></div></div>
Overvotes	0		
Undervotes	24		

REP Members of Council Gloucester Township

Vote For 4

	TOTAL	VOTE %	
Joseph F. Damico III	42	24.42%	<div style="width: 24.42%;"><div style="width: 24.42%;"></div></div>
Joseph L. Allen Jr.	42	24.42%	<div style="width: 24.42%;"><div style="width: 24.42%;"></div></div>
Raymond E. Henry Jr.	42	24.42%	<div style="width: 24.42%;"><div style="width: 24.42%;"></div></div>
Timothy J. Pfeffer	42	24.42%	<div style="width: 24.42%;"><div style="width: 24.42%;"></div></div>
Write-In Totals	4	2.33%	<div style="width: 2.33%;"><div style="width: 2.33%;"></div></div>
Total Votes Cast	172	100.00%	<div style="width: 100%;"><div style="width: 100%;"></div></div>
Overvotes	0		
Undervotes	40		

Gloucester Twp District 20

Statistics	TOTAL
Registered Voters - Total	1,416
Registered Voters - NONPARTISAN	478
Registered Voters - DEMOCRAT	655
Registered Voters - REPUBLICAN	283
Ballots Cast - Total	149
Ballots Cast - NONPARTISAN	0
Ballots Cast - DEMOCRAT	118
Ballots Cast - REPUBLICAN	31
Ballots Cast - Blank	0
Voter Turnout - Total	10.52%
Voter Turnout - NONPARTISAN	0.00%
Voter Turnout - DEMOCRAT	18.02%
Voter Turnout - REPUBLICAN	10.95%

DEM Member of State Senate 4th Legislative District Vote For 1

	TOTAL	VOTE %	
Paul D. Moriarty	108	98.18%	<div style="width: 98.18%; background-color: #f0e68c;"></div>
Write-In Totals	2	1.82%	<div style="width: 1.82%; background-color: #cccccc;"></div>
Total Votes Cast	110	100.00%	<div style="width: 100.00%; background-color: #f0e68c;"></div>
Overvotes	0		
Undervotes	8		

DEM Members of the General Assembly 4th Legislative District Vote For 2

	TOTAL	VOTE %	
Dan Hutchison	105	50.24%	<div style="width: 50.24%; background-color: #f0e68c;"></div>
Cody D. Miller	103	49.28%	<div style="width: 49.28%; background-color: #f0e68c;"></div>
Write-In Totals	1	0.48%	<div style="width: 0.48%; background-color: #cccccc;"></div>
Total Votes Cast	209	100.00%	<div style="width: 100.00%; background-color: #f0e68c;"></div>
Overvotes	0		
Undervotes	27		

DEM Members of the Board of County Commissioners Vote For 2

	TOTAL	VOTE %	
Kate Delany	41	20.30%	<div style="width: 20.30%; background-color: #f0e68c;"></div>
Samuel E. Sweet	36	17.82%	<div style="width: 17.82%; background-color: #f0e68c;"></div>
Louis Cappelli Jr.	59	29.21%	<div style="width: 29.21%; background-color: #f0e68c;"></div>
Jonathan L. Young Sr.	64	31.68%	<div style="width: 31.68%; background-color: #f0e68c;"></div>
Write-In Totals	2	0.99%	<div style="width: 0.99%; background-color: #cccccc;"></div>
Total Votes Cast	202	100.00%	<div style="width: 100.00%; background-color: #f0e68c;"></div>
Overvotes	22		
Undervotes	12		

Gloucester Twp District 20

DEM Members of Council Gloucester Township

Vote For 4

	TOTAL	VOTE %	
Orlando Mercado	104	24.82%	<div style="width: 24.82%;"></div>
Michael Mignone	106	25.30%	<div style="width: 25.30%;"></div>
Tara Lynn Walters	106	25.30%	<div style="width: 25.30%;"></div>
James Joseph Nash III	103	24.58%	<div style="width: 24.58%;"></div>
Write-In Totals	0	0.00%	
Total Votes Cast	419	100.00%	<div style="width: 100%;"></div>
Overvotes	0		
Undervotes	53		

DEM Members of County Committee Gloucester Township

Vote For 1

	TOTAL	VOTE %	
Cam Co Dem Com Inc	99	100.00%	<div style="width: 100%;"></div>
Total Votes Cast	99	100.00%	<div style="width: 100%;"></div>
Overvotes	0		
Undervotes	19		

REP Member of State Senate 4th Legislative District

Vote For 1

	TOTAL	VOTE %	
Christopher W. DelBorrello	21	70.00%	<div style="width: 70%;"></div>
Nick DeSilvio	9	30.00%	<div style="width: 30%;"></div>
Write-In Totals	0	0.00%	
Total Votes Cast	30	100.00%	<div style="width: 100%;"></div>
Overvotes	0		
Undervotes	1		

REP Members of the General Assembly 4th Legislative District

Vote For 2

	TOTAL	VOTE %	
Matthew P. Walker	21	35.00%	<div style="width: 35%;"></div>
Amanda Esposito	23	38.33%	<div style="width: 38.33%;"></div>
Denise Gonzalez	7	11.67%	<div style="width: 11.67%;"></div>
Michael Clark	6	10.00%	<div style="width: 10%;"></div>
John M. Keating	3	5.00%	<div style="width: 5%;"></div>
Write-In Totals	0	0.00%	
Total Votes Cast	60	100.00%	<div style="width: 100%;"></div>
Overvotes	0		
Undervotes	2		

Gloucester Twp District 20

REP Members of the Board of County Commissioners

Vote For 2

	TOTAL	VOTE %	
Jason Fanning	27	50.00%	<div style="width: 50%;"><div style="width: 50%;"></div></div>
Norman C. Rebel Jr.	27	50.00%	<div style="width: 50%;"><div style="width: 50%;"></div></div>
Write-In Totals	0	0.00%	<div style="width: 0%;"><div style="width: 0%;"></div></div>
Total Votes Cast	54	100.00%	<div style="width: 100%;"><div style="width: 100%;"></div></div>
Overvotes	0		
Undervotes	8		

REP Members of Council Gloucester Township




Vote For 4

	TOTAL	VOTE %	
Joseph F. Damico III	28	26.67%	<div style="width: 26.67%;"><div style="width: 26.67%;"></div></div>
Joseph L. Allen Jr.	25	23.81%	<div style="width: 23.81%;"><div style="width: 23.81%;"></div></div>
Raymond E. Henry Jr.	27	25.71%	<div style="width: 25.71%;"><div style="width: 25.71%;"></div></div>
Timothy J. Pfeffer	25	23.81%	<div style="width: 23.81%;"><div style="width: 23.81%;"></div></div>
Write-In Totals	0	0.00%	<div style="width: 0%;"><div style="width: 0%;"></div></div>
Total Votes Cast	105	100.00%	<div style="width: 100%;"><div style="width: 100%;"></div></div>
Overvotes	0		
Undervotes	19		





Gloucester Twp District 21

Statistics	TOTAL
Registered Voters - Total	804
Registered Voters - NONPARTISAN	301
Registered Voters - DEMOCRAT	311
Registered Voters - REPUBLICAN	192
Ballots Cast - Total	70
Ballots Cast - NONPARTISAN	0
Ballots Cast - DEMOCRAT	43
Ballots Cast - REPUBLICAN	27
Ballots Cast - Blank	0
Voter Turnout - Total	8.71%
Voter Turnout - NONPARTISAN	0.00%
Voter Turnout - DEMOCRAT	13.83%
Voter Turnout - REPUBLICAN	14.06%







DEM Member of State Senate 4th Legislative District Vote For 1

	TOTAL	VOTE %	
Paul D. Moriarty	39	97.50%	
Write-In Totals	1	2.50%	
Total Votes Cast	40	100.00%	
Overvotes	0		
Undervotes	3		

DEM Members of the General Assembly 4th Legislative District Vote For 2

	TOTAL	VOTE %	
Dan Hutchison	39	48.75%	
Cody D. Miller	39	48.75%	
Write-In Totals	2	2.50%	
Total Votes Cast	80	100.00%	
Overvotes	0		
Undervotes	6		

DEM Members of the Board of County Commissioners Vote For 2

	TOTAL	VOTE %	
Kate Delany	4	5.00%	
Samuel E. Sweet	6	7.50%	
Louis Cappelli Jr.	36	45.00%	
Jonathan L. Young Sr.	34	42.50%	
Write-In Totals	0	0.00%	
Total Votes Cast	80	100.00%	
Overvotes	4		
Undervotes	2		

Gloucester Twp District 21

DEM Members of Council Gloucester Township

Vote For 4

	TOTAL	VOTE %	
Orlando Mercado	38	23.46%	<div style="width: 23.46%;"></div>
Michael Mignone	40	24.69%	<div style="width: 24.69%;"></div>
Tara Lynn Walters	40	24.69%	<div style="width: 24.69%;"></div>
James Joseph Nash III	40	24.69%	<div style="width: 24.69%;"></div>
Write-In Totals	4	2.47%	<div style="width: 2.47%;"></div>
Total Votes Cast	162	100.00%	<div style="width: 100.00%;"></div>
Overvotes	0		
Undervotes	10		

DEM Members of County Committee Gloucester Township

Vote For 1

	TOTAL	VOTE %	
Cam Co Dem Com Inc	37	100.00%	<div style="width: 100.00%;"></div>
Total Votes Cast	37	100.00%	<div style="width: 100.00%;"></div>
Overvotes	0		
Undervotes	6		

REP Member of State Senate 4th Legislative District

Vote For 1

	TOTAL	VOTE %	
Christopher W. DelBorrello	14	58.33%	<div style="width: 58.33%;"></div>
Nick DeSilvio	10	41.67%	<div style="width: 41.67%;"></div>
Write-In Totals	0	0.00%	<div style="width: 0.00%;"></div>
Total Votes Cast	24	100.00%	<div style="width: 100.00%;"></div>
Overvotes	1		
Undervotes	2		

REP Members of the General Assembly 4th Legislative District



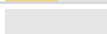

Vote For 2

	TOTAL	VOTE %	
Matthew P. Walker	18	36.73%	<div style="width: 36.73%;"></div>
Amanda Esposito	16	32.65%	<div style="width: 32.65%;"></div>
Denise Gonzalez	6	12.24%	<div style="width: 12.24%;"></div>
Michael Clark	5	10.20%	<div style="width: 10.20%;"></div>
John M. Keating	4	8.16%	<div style="width: 8.16%;"></div>
Write-In Totals	0	0.00%	<div style="width: 0.00%;"></div>
Total Votes Cast	49	100.00%	<div style="width: 100.00%;"></div>
Overvotes	4		
Undervotes	1		

Gloucester Twp District 21







REP Members of the Board of County Commissioners

Vote For 2

	TOTAL	VOTE %	
Jason Fanning	23	50.00%	
Norman C. Rebel Jr.	23	50.00%	
Write-In Totals	0	0.00%	
Total Votes Cast	46	100.00%	
Overvotes	0		
Undervotes	8		

REP Members of Council Gloucester Township

Vote For 4

	TOTAL	VOTE %	
Joseph F. Damico III	25	25.00%	
Joseph L. Allen Jr.	25	25.00%	
Raymond E. Henry Jr.	25	25.00%	
Timothy J. Pfeffer	25	25.00%	
Write-In Totals	0	0.00%	
Total Votes Cast	100	100.00%	
Overvotes	0		
Undervotes	8		

Gloucester Twp District 22

Statistics	TOTAL
Registered Voters - Total	1,000
Registered Voters - NONPARTISAN	343
Registered Voters - DEMOCRAT	445
Registered Voters - REPUBLICAN	212
Ballots Cast - Total	138
Ballots Cast - NONPARTISAN	0
Ballots Cast - DEMOCRAT	88
Ballots Cast - REPUBLICAN	50
Ballots Cast - Blank	0
Voter Turnout - Total	13.80%
Voter Turnout - NONPARTISAN	0.00%
Voter Turnout - DEMOCRAT	19.78%
Voter Turnout - REPUBLICAN	23.58%

DEM Member of State Senate 4th Legislative District Vote For 1

	TOTAL	VOTE %	
Paul D. Moriarty	82	100.00%	<div style="width: 100%; height: 10px; background-color: #ffc107;"></div>
Write-In Totals	0	0.00%	<div style="width: 0%; height: 10px; background-color: #6c757d;"></div>
Total Votes Cast	82	100.00%	<div style="width: 100%; height: 10px; background-color: #ffc107;"></div>
Overvotes	0		
Undervotes	6		

DEM Members of the General Assembly 4th Legislative District Vote For 2

	TOTAL	VOTE %	
Dan Hutchison	74	50.68%	<div style="width: 50.68%; height: 10px; background-color: #ffc107;"></div>
Cody D. Miller	72	49.32%	<div style="width: 49.32%; height: 10px; background-color: #ffc107;"></div>
Write-In Totals	0	0.00%	<div style="width: 0%; height: 10px; background-color: #6c757d;"></div>
Total Votes Cast	146	100.00%	<div style="width: 100%; height: 10px; background-color: #ffc107;"></div>
Overvotes	0		
Undervotes	30		

DEM Members of the Board of County Commissioners Vote For 2

	TOTAL	VOTE %	
Kate Delany	32	21.77%	<div style="width: 21.77%; height: 10px; background-color: #ffc107;"></div>
Samuel E. Sweet	19	12.93%	<div style="width: 12.93%; height: 10px; background-color: #ffc107;"></div>
Louis Cappelli Jr.	50	34.01%	<div style="width: 34.01%; height: 10px; background-color: #ffc107;"></div>
Jonathan L. Young Sr.	46	31.29%	<div style="width: 31.29%; height: 10px; background-color: #ffc107;"></div>
Write-In Totals	0	0.00%	<div style="width: 0%; height: 10px; background-color: #6c757d;"></div>
Total Votes Cast	147	100.00%	<div style="width: 100%; height: 10px; background-color: #ffc107;"></div>
Overvotes	16		
Undervotes	13		

Gloucester Twp District 22

DEM Members of Council Gloucester Township

Vote For 4

	TOTAL	VOTE %	
Orlando Mercado	70	24.91%	<div style="width: 24.91%;"></div>
Michael Mignone	70	24.91%	<div style="width: 24.91%;"></div>
Tara Lynn Walters	73	25.98%	<div style="width: 25.98%;"></div>
James Joseph Nash III	68	24.20%	<div style="width: 24.20%;"></div>
Write-In Totals	0	0.00%	
Total Votes Cast	281	100.00%	<div style="width: 100%;"></div>
Overvotes	0		
Undervotes	71		

DEM Members of County Committee Gloucester Township

Vote For 1

	TOTAL	VOTE %	
Cam Co Dem Com Inc	71	100.00%	<div style="width: 100%;"></div>
Total Votes Cast	71	100.00%	<div style="width: 100%;"></div>
Overvotes	0		
Undervotes	17		

REP Member of State Senate 4th Legislative District

Vote For 1

	TOTAL	VOTE %	
Christopher W. DelBorrello	31	64.58%	<div style="width: 64.58%;"></div>
Nick DeSilvio	17	35.42%	<div style="width: 35.42%;"></div>
Write-In Totals	0	0.00%	
Total Votes Cast	48	100.00%	<div style="width: 100%;"></div>
Overvotes	0		
Undervotes	2		

REP Members of the General Assembly 4th Legislative District





Vote For 2

	TOTAL	VOTE %	
Matthew P. Walker	29	29.59%	<div style="width: 29.59%;"></div>
Amanda Esposito	33	33.67%	<div style="width: 33.67%;"></div>
Denise Gonzalez	14	14.29%	<div style="width: 14.29%;"></div>
Michael Clark	13	13.27%	<div style="width: 13.27%;"></div>
John M. Keating	9	9.18%	<div style="width: 9.18%;"></div>
Write-In Totals	0	0.00%	
Total Votes Cast	98	100.00%	<div style="width: 100%;"></div>
Overvotes	0		
Undervotes	2		

Gloucester Twp District 22







REP Members of the Board of County Commissioners

Vote For 2

	TOTAL	VOTE %	
Jason Fanning	44	48.89%	
Norman C. Rebel Jr.	45	50.00%	
Write-In Totals	1	1.11%	
Total Votes Cast	90	100.00%	
Overvotes	0		
Undervotes	10		

REP Members of Council Gloucester Township




Vote For 4

	TOTAL	VOTE %	
Joseph F. Damico III	46	25.14%	
Joseph L. Allen Jr.	46	25.14%	
Raymond E. Henry Jr.	46	25.14%	
Timothy J. Pfeffer	45	24.59%	
Write-In Totals	0	0.00%	
Total Votes Cast	183	100.00%	
Overvotes	0		
Undervotes	17		





Gloucester Twp District 23

Statistics	TOTAL
Registered Voters - Total	1,423
Registered Voters - NONPARTISAN	503
Registered Voters - DEMOCRAT	757
Registered Voters - REPUBLICAN	163
Ballots Cast - Total	121
Ballots Cast - NONPARTISAN	0
Ballots Cast - DEMOCRAT	98
Ballots Cast - REPUBLICAN	23
Ballots Cast - Blank	0
Voter Turnout - Total	8.50%
Voter Turnout - NONPARTISAN	0.00%
Voter Turnout - DEMOCRAT	12.95%
Voter Turnout - REPUBLICAN	14.11%







DEM Member of State Senate 4th Legislative District Vote For 1

	TOTAL	VOTE %	
Paul D. Moriarty	91	98.91%	
Write-In Totals	1	1.09%	
Total Votes Cast	92	100.00%	
Overvotes	0		
Undervotes	6		

DEM Members of the General Assembly 4th Legislative District Vote For 2

	TOTAL	VOTE %	
Dan Hutchison	80	49.38%	
Cody D. Miller	80	49.38%	
Write-In Totals	2	1.23%	
Total Votes Cast	162	100.00%	
Overvotes	0		
Undervotes	34		

DEM Members of the Board of County Commissioners Vote For 2

	TOTAL	VOTE %	
Kate Delany	27	15.25%	
Samuel E. Sweet	26	14.69%	
Louis Cappelli Jr.	61	34.46%	
Jonathan L. Young Sr.	62	35.03%	
Write-In Totals	1	0.56%	
Total Votes Cast	177	100.00%	
Overvotes	6		
Undervotes	13		

Gloucester Twp District 23

DEM Members of Council Gloucester Township

Vote For 4

	TOTAL	VOTE %	
Orlando Mercado	84	25.00%	<div style="width: 25.00%;"></div>
Michael Mignone	85	25.30%	<div style="width: 25.30%;"></div>
Tara Lynn Walters	86	25.60%	<div style="width: 25.60%;"></div>
James Joseph Nash III	81	24.11%	<div style="width: 24.11%;"></div>
Write-In Totals	0	0.00%	
Total Votes Cast	336	100.00%	<div style="width: 100.00%;"></div>
Overvotes	0		
Undervotes	56		

DEM Members of County Committee Gloucester Township

Vote For 1

	TOTAL	VOTE %	
Cam Co Dem Com Inc	82	100.00%	<div style="width: 100.00%;"></div>
Total Votes Cast	82	100.00%	<div style="width: 100.00%;"></div>
Overvotes	0		
Undervotes	16		

REP Member of State Senate 4th Legislative District

Vote For 1

	TOTAL	VOTE %	
Christopher W. DelBorrello	17	80.95%	<div style="width: 80.95%;"></div>
Nick DeSilvio	4	19.05%	<div style="width: 19.05%;"></div>
Write-In Totals	0	0.00%	
Total Votes Cast	21	100.00%	<div style="width: 100.00%;"></div>
Overvotes	0		
Undervotes	2		

REP Members of the General Assembly 4th Legislative District





Vote For 2

	TOTAL	VOTE %	
Matthew P. Walker	14	31.11%	<div style="width: 31.11%;"></div>
Amanda Esposito	15	33.33%	<div style="width: 33.33%;"></div>
Denise Gonzalez	8	17.78%	<div style="width: 17.78%;"></div>
Michael Clark	5	11.11%	<div style="width: 11.11%;"></div>
John M. Keating	3	6.67%	<div style="width: 6.67%;"></div>
Write-In Totals	0	0.00%	
Total Votes Cast	45	100.00%	<div style="width: 100.00%;"></div>
Overvotes	0		
Undervotes	1		

Gloucester Twp District 23







REP Members of the Board of County Commissioners

Vote For 2

	TOTAL	VOTE %	
Jason Fanning	20	48.78%	
Norman C. Rebel Jr.	21	51.22%	
Write-In Totals	0	0.00%	
Total Votes Cast	41	100.00%	
Overvotes	0		
Undervotes	5		

REP Members of Council Gloucester Township

Vote For 4

	TOTAL	VOTE %	
Joseph F. Damico III	21	25.93%	
Joseph L. Allen Jr.	20	24.69%	
Raymond E. Henry Jr.	20	24.69%	
Timothy J. Pfeffer	20	24.69%	
Write-In Totals	0	0.00%	
Total Votes Cast	81	100.00%	
Overvotes	0		
Undervotes	11		

Gloucester Twp District 24

Statistics	TOTAL
Registered Voters - Total	1,327
Registered Voters - NONPARTISAN	415
Registered Voters - DEMOCRAT	573
Registered Voters - REPUBLICAN	339
Ballots Cast - Total	196
Ballots Cast - NONPARTISAN	0
Ballots Cast - DEMOCRAT	128
Ballots Cast - REPUBLICAN	68
Ballots Cast - Blank	0
Voter Turnout - Total	14.77%
Voter Turnout - NONPARTISAN	0.00%
Voter Turnout - DEMOCRAT	22.34%
Voter Turnout - REPUBLICAN	20.06%

DEM Member of State Senate 4th Legislative District Vote For 1

	TOTAL	VOTE %	
Paul D. Moriarty	116	100.00%	<div style="width: 100%; height: 10px; background-color: #f0e68c;"></div>
Write-In Totals	0	0.00%	<div style="width: 0%; height: 10px; background-color: #d3d3d3;"></div>
Total Votes Cast	116	100.00%	<div style="width: 100%; height: 10px; background-color: #f0e68c;"></div>
Overvotes	0		
Undervotes	12		

DEM Members of the General Assembly 4th Legislative District Vote For 2

	TOTAL	VOTE %	
Dan Hutchison	109	50.93%	<div style="width: 50.93%; height: 10px; background-color: #f0e68c;"></div>
Cody D. Miller	104	48.60%	<div style="width: 48.60%; height: 10px; background-color: #f0e68c;"></div>
Write-In Totals	1	0.47%	<div style="width: 0.47%; height: 10px; background-color: #d3d3d3;"></div>
Total Votes Cast	214	100.00%	<div style="width: 100%; height: 10px; background-color: #f0e68c;"></div>
Overvotes	0		
Undervotes	42		

DEM Members of the Board of County Commissioners Vote For 2

	TOTAL	VOTE %	
Kate Delany	40	17.94%	<div style="width: 17.94%; height: 10px; background-color: #f0e68c;"></div>
Samuel E. Sweet	33	14.80%	<div style="width: 14.80%; height: 10px; background-color: #f0e68c;"></div>
Louis Cappelli Jr.	80	35.87%	<div style="width: 35.87%; height: 10px; background-color: #f0e68c;"></div>
Jonathan L. Young Sr.	70	31.39%	<div style="width: 31.39%; height: 10px; background-color: #f0e68c;"></div>
Write-In Totals	0	0.00%	<div style="width: 0%; height: 10px; background-color: #d3d3d3;"></div>
Total Votes Cast	223	100.00%	<div style="width: 100%; height: 10px; background-color: #f0e68c;"></div>
Overvotes	18		
Undervotes	15		

Gloucester Twp District 24

DEM Members of Council Gloucester Township

Vote For 4

	TOTAL	VOTE %	
Orlando Mercado	112	26.11%	<div style="width: 26.11%;"></div>
Michael Mignone	104	24.24%	<div style="width: 24.24%;"></div>
Tara Lynn Walters	105	24.48%	<div style="width: 24.48%;"></div>
James Joseph Nash III	105	24.48%	<div style="width: 24.48%;"></div>
Write-In Totals	3	0.70%	<div style="width: 0.70%;"></div>
Total Votes Cast	429	100.00%	<div style="width: 100.00%;"></div>
Overvotes	0		
Undervotes	83		

DEM Members of County Committee Gloucester Township

Vote For 1

	TOTAL	VOTE %	
Cam Co Dem Com Inc	104	100.00%	<div style="width: 100.00%;"></div>
Total Votes Cast	104	100.00%	<div style="width: 100.00%;"></div>
Overvotes	0		
Undervotes	24		

REP Member of State Senate 4th Legislative District

Vote For 1

	TOTAL	VOTE %	
Christopher W. DelBorrello	53	82.81%	<div style="width: 82.81%;"></div>
Nick DeSilvio	11	17.19%	<div style="width: 17.19%;"></div>
Write-In Totals	0	0.00%	<div style="width: 0.00%;"></div>
Total Votes Cast	64	100.00%	<div style="width: 100.00%;"></div>
Overvotes	3		
Undervotes	1		

REP Members of the General Assembly 4th Legislative District

Vote For 2

	TOTAL	VOTE %	
Matthew P. Walker	47	37.60%	<div style="width: 37.60%;"></div>
Amanda Esposito	50	40.00%	<div style="width: 40.00%;"></div>
Denise Gonzalez	15	12.00%	<div style="width: 12.00%;"></div>
Michael Clark	11	8.80%	<div style="width: 8.80%;"></div>
John M. Keating	2	1.60%	<div style="width: 1.60%;"></div>
Write-In Totals	0	0.00%	<div style="width: 0.00%;"></div>
Total Votes Cast	125	100.00%	<div style="width: 100.00%;"></div>
Overvotes	10		
Undervotes	1		

Gloucester Twp District 24

REP Members of the Board of County Commissioners

Vote For 2

	TOTAL	VOTE %	
Jason Fanning	60	50.00%	<div style="width: 50%;"><div style="width: 50%; background-color: #f0e68c;"></div></div>
Norman C. Rebel Jr.	60	50.00%	<div style="width: 50%;"><div style="width: 50%; background-color: #f0e68c;"></div></div>
Write-In Totals	0	0.00%	<div style="width: 0%;"><div style="width: 0%; background-color: #f0e68c;"></div></div>
Total Votes Cast	120	100.00%	<div style="width: 100%;"><div style="width: 100%; background-color: #f0e68c;"></div></div>
Overvotes	0		
Undervotes	16		

REP Members of Council Gloucester Township




Vote For 4

	TOTAL	VOTE %	
Joseph F. Damico III	64	26.12%	<div style="width: 26.12%;"><div style="width: 26.12%; background-color: #f0e68c;"></div></div>
Joseph L. Allen Jr.	62	25.31%	<div style="width: 25.31%;"><div style="width: 25.31%; background-color: #f0e68c;"></div></div>
Raymond E. Henry Jr.	58	23.67%	<div style="width: 23.67%;"><div style="width: 23.67%; background-color: #f0e68c;"></div></div>
Timothy J. Pfeffer	61	24.90%	<div style="width: 24.90%;"><div style="width: 24.90%; background-color: #f0e68c;"></div></div>
Write-In Totals	0	0.00%	<div style="width: 0%;"><div style="width: 0%; background-color: #f0e68c;"></div></div>
Total Votes Cast	245	100.00%	<div style="width: 100%;"><div style="width: 100%; background-color: #f0e68c;"></div></div>
Overvotes	0		
Undervotes	27		





Gloucester Twp District 25

Statistics	TOTAL
Registered Voters - Total	1,256
Registered Voters - NONPARTISAN	462
Registered Voters - DEMOCRAT	500
Registered Voters - REPUBLICAN	294
Ballots Cast - Total	172
Ballots Cast - NONPARTISAN	0
Ballots Cast - DEMOCRAT	109
Ballots Cast - REPUBLICAN	63
Ballots Cast - Blank	0
Voter Turnout - Total	13.69%
Voter Turnout - NONPARTISAN	0.00%
Voter Turnout - DEMOCRAT	21.80%
Voter Turnout - REPUBLICAN	21.43%







DEM Member of State Senate 4th Legislative District Vote For 1

	TOTAL	VOTE %	
Paul D. Moriarty	100	100.00%	
Write-In Totals	0	0.00%	
Total Votes Cast	100	100.00%	
Overvotes	0		
Undervotes	9		

DEM Members of the General Assembly 4th Legislative District Vote For 2

	TOTAL	VOTE %	
Dan Hutchison	94	50.54%	
Cody D. Miller	92	49.46%	
Write-In Totals	0	0.00%	
Total Votes Cast	186	100.00%	
Overvotes	0		
Undervotes	32		

DEM Members of the Board of County Commissioners Vote For 2

	TOTAL	VOTE %	
Kate Delany	32	16.24%	
Samuel E. Sweet	27	13.71%	
Louis Cappelli Jr.	75	38.07%	
Jonathan L. Young Sr.	63	31.98%	
Write-In Totals	0	0.00%	
Total Votes Cast	197	100.00%	
Overvotes	12		
Undervotes	9		

Gloucester Twp District 25

DEM Members of Council Gloucester Township

Vote For 4

	TOTAL	VOTE %	
Orlando Mercado	90	24.32%	<div style="width: 24.32%;"></div>
Michael Mignone	93	25.14%	<div style="width: 25.14%;"></div>
Tara Lynn Walters	92	24.86%	<div style="width: 24.86%;"></div>
James Joseph Nash III	95	25.68%	<div style="width: 25.68%;"></div>
Write-In Totals	0	0.00%	
Total Votes Cast	370	100.00%	<div style="width: 100%;"></div>
Overvotes	0		
Undervotes	66		

DEM Members of County Committee Gloucester Township

Vote For 1

	TOTAL	VOTE %	
Cam Co Dem Com Inc	84	100.00%	<div style="width: 100%;"></div>
Total Votes Cast	84	100.00%	<div style="width: 100%;"></div>
Overvotes	0		
Undervotes	25		

REP Member of State Senate 4th Legislative District

Vote For 1

	TOTAL	VOTE %	
Christopher W. DelBorrello	44	72.13%	<div style="width: 72.13%;"></div>
Nick DeSilvio	17	27.87%	<div style="width: 27.87%;"></div>
Write-In Totals	0	0.00%	
Total Votes Cast	61	100.00%	<div style="width: 100%;"></div>
Overvotes	0		
Undervotes	2		

REP Members of the General Assembly 4th Legislative District





Vote For 2

	TOTAL	VOTE %	
Matthew P. Walker	41	34.45%	<div style="width: 34.45%;"></div>
Amanda Esposito	38	31.93%	<div style="width: 31.93%;"></div>
Denise Gonzalez	16	13.45%	<div style="width: 13.45%;"></div>
Michael Clark	17	14.29%	<div style="width: 14.29%;"></div>
John M. Keating	7	5.88%	<div style="width: 5.88%;"></div>
Write-In Totals	0	0.00%	
Total Votes Cast	119	100.00%	<div style="width: 100%;"></div>
Overvotes	6		
Undervotes	1		

Gloucester Twp District 25







REP Members of the Board of County Commissioners

Vote For 2

	TOTAL	VOTE %	
Jason Fanning	55	50.93%	
Norman C. Rebel Jr.	53	49.07%	
Write-In Totals	0	0.00%	
Total Votes Cast	108	100.00%	
Overvotes	0		
Undervotes	18		

REP Members of Council Gloucester Township

Vote For 4

	TOTAL	VOTE %	
Joseph F. Damico III	57	25.45%	
Joseph L. Allen Jr.	57	25.45%	
Raymond E. Henry Jr.	55	24.55%	
Timothy J. Pfeffer	55	24.55%	
Write-In Totals	0	0.00%	
Total Votes Cast	224	100.00%	
Overvotes	0		
Undervotes	28		

Gloucester Twp District 26

Statistics	TOTAL
Registered Voters - Total	1,004
Registered Voters - NONPARTISAN	367
Registered Voters - DEMOCRAT	399
Registered Voters - REPUBLICAN	238
Ballots Cast - Total	95
Ballots Cast - NONPARTISAN	0
Ballots Cast - DEMOCRAT	61
Ballots Cast - REPUBLICAN	34
Ballots Cast - Blank	0
Voter Turnout - Total	9.46%
Voter Turnout - NONPARTISAN	0.00%
Voter Turnout - DEMOCRAT	15.29%
Voter Turnout - REPUBLICAN	14.29%

DEM Member of State Senate 4th Legislative District Vote For 1

	TOTAL	VOTE %	
Paul D. Moriarty	58	98.31%	
Write-In Totals	1	1.69%	
Total Votes Cast	59	100.00%	
Overvotes	0		
Undervotes	2		

DEM Members of the General Assembly 4th Legislative District Vote For 2

	TOTAL	VOTE %	
Dan Hutchison	60	50.85%	
Cody D. Miller	58	49.15%	
Write-In Totals	0	0.00%	
Total Votes Cast	118	100.00%	
Overvotes	0		
Undervotes	4		

DEM Members of the Board of County Commissioners Vote For 2

	TOTAL	VOTE %	
Kate Delany	18	17.31%	
Samuel E. Sweet	11	10.58%	
Louis Cappelli Jr.	40	38.46%	
Jonathan L. Young Sr.	35	33.65%	
Write-In Totals	0	0.00%	
Total Votes Cast	104	100.00%	
Overvotes	14		
Undervotes	4		

Gloucester Twp District 26

DEM Members of Council Gloucester Township

Vote For 4

	TOTAL	VOTE %	
Orlando Mercado	55	24.55%	<div style="width: 24.55%;"></div>
Michael Mignone	58	25.89%	<div style="width: 25.89%;"></div>
Tara Lynn Walters	55	24.55%	<div style="width: 24.55%;"></div>
James Joseph Nash III	55	24.55%	<div style="width: 24.55%;"></div>
Write-In Totals	1	0.45%	<div style="width: 0.45%;"></div>
Total Votes Cast	224	100.00%	<div style="width: 100%;"></div>
Overvotes	0		
Undervotes	20		

DEM Members of County Committee Gloucester Township

Vote For 1

	TOTAL	VOTE %	
Cam Co Dem Com Inc	51	100.00%	<div style="width: 100%;"></div>
Total Votes Cast	51	100.00%	<div style="width: 100%;"></div>
Overvotes	0		
Undervotes	10		

REP Member of State Senate 4th Legislative District

Vote For 1

	TOTAL	VOTE %	
Christopher W. DelBorrello	21	65.62%	<div style="width: 65.62%;"></div>
Nick DeSilvio	11	34.38%	<div style="width: 34.38%;"></div>
Write-In Totals	0	0.00%	<div style="width: 0%;"></div>
Total Votes Cast	32	100.00%	<div style="width: 100%;"></div>
Overvotes	1		
Undervotes	1		

REP Members of the General Assembly 4th Legislative District



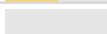

Vote For 2

	TOTAL	VOTE %	
Matthew P. Walker	19	31.67%	<div style="width: 31.67%;"></div>
Amanda Esposito	19	31.67%	<div style="width: 31.67%;"></div>
Denise Gonzalez	9	15.00%	<div style="width: 15%;"></div>
Michael Clark	8	13.33%	<div style="width: 13.33%;"></div>
John M. Keating	5	8.33%	<div style="width: 8.33%;"></div>
Write-In Totals	0	0.00%	<div style="width: 0%;"></div>
Total Votes Cast	60	100.00%	<div style="width: 100%;"></div>
Overvotes	8		
Undervotes	0		

Gloucester Twp District 26







REP Members of the Board of County Commissioners

Vote For 2

	TOTAL	VOTE %	
Jason Fanning	26	50.00%	
Norman C. Rebel Jr.	26	50.00%	
Write-In Totals	0	0.00%	
Total Votes Cast	52	100.00%	
Overvotes	0		
Undervotes	16		

REP Members of Council Gloucester Township




Vote For 4

	TOTAL	VOTE %	
Joseph F. Damico III	26	25.00%	
Joseph L. Allen Jr.	26	25.00%	
Raymond E. Henry Jr.	26	25.00%	
Timothy J. Pfeffer	26	25.00%	
Write-In Totals	0	0.00%	
Total Votes Cast	104	100.00%	
Overvotes	0		
Undervotes	32		





Gloucester Twp District 27

Statistics	TOTAL
Registered Voters - Total	1,064
Registered Voters - NONPARTISAN	355
Registered Voters - DEMOCRAT	443
Registered Voters - REPUBLICAN	266
Ballots Cast - Total	148
Ballots Cast - NONPARTISAN	0
Ballots Cast - DEMOCRAT	89
Ballots Cast - REPUBLICAN	59
Ballots Cast - Blank	0
Voter Turnout - Total	13.91%
Voter Turnout - NONPARTISAN	0.00%
Voter Turnout - DEMOCRAT	20.09%
Voter Turnout - REPUBLICAN	22.18%







DEM Member of State Senate 4th Legislative District Vote For 1

	TOTAL	VOTE %	
Paul D. Moriarty	85	100.00%	
Write-In Totals	0	0.00%	
Total Votes Cast	85	100.00%	
Overvotes	0		
Undervotes	4		

DEM Members of the General Assembly 4th Legislative District Vote For 2

	TOTAL	VOTE %	
Dan Hutchison	80	49.69%	
Cody D. Miller	81	50.31%	
Write-In Totals	0	0.00%	
Total Votes Cast	161	100.00%	
Overvotes	0		
Undervotes	17		

DEM Members of the Board of County Commissioners Vote For 2

	TOTAL	VOTE %	
Kate Delany	20	12.74%	
Samuel E. Sweet	16	10.19%	
Louis Cappelli Jr.	63	40.13%	
Jonathan L. Young Sr.	58	36.94%	
Write-In Totals	0	0.00%	
Total Votes Cast	157	100.00%	
Overvotes	12		
Undervotes	9		

Gloucester Twp District 27

DEM Members of Council Gloucester Township

Vote For 4

	TOTAL	VOTE %
Orlando Mercado	78	25.24%
Michael Mignone	77	24.92%
Tara Lynn Walters	78	25.24%
James Joseph Nash III	76	24.60%
Write-In Totals	0	0.00%
Total Votes Cast	309	100.00%
Overvotes	0	
Undervotes	47	

DEM Members of County Committee Gloucester Township

Vote For 1

	TOTAL	VOTE %
Cam Co Dem Com Inc	74	100.00%
Total Votes Cast	74	100.00%
Overvotes	0	
Undervotes	15	

REP Member of State Senate 4th Legislative District

Vote For 1

	TOTAL	VOTE %
Christopher W. DelBorrello	40	68.97%
Nick DeSilvio	18	31.03%
Write-In Totals	0	0.00%
Total Votes Cast	58	100.00%
Overvotes	1	
Undervotes	0	

REP Members of the General Assembly 4th Legislative District





Vote For 2

	TOTAL	VOTE %
Matthew P. Walker	39	33.33%
Amanda Esposito	41	35.04%
Denise Gonzalez	19	16.24%
Michael Clark	17	14.53%
John M. Keating	1	0.85%
Write-In Totals	0	0.00%
Total Votes Cast	117	100.00%
Overvotes	0	
Undervotes	1	

Gloucester Twp District 27







REP Members of the Board of County Commissioners

Vote For 2

	TOTAL	VOTE %	
Jason Fanning	49	50.52%	
Norman C. Rebel Jr.	48	49.48%	
Write-In Totals	0	0.00%	
Total Votes Cast	97	100.00%	
Overvotes	0		
Undervotes	21		

REP Members of Council Gloucester Township




Vote For 4

	TOTAL	VOTE %	
Joseph F. Damico III	49	25.39%	
Joseph L. Allen Jr.	48	24.87%	
Raymond E. Henry Jr.	48	24.87%	
Timothy J. Pfeffer	48	24.87%	
Write-In Totals	0	0.00%	
Total Votes Cast	193	100.00%	
Overvotes	0		
Undervotes	43		





Gloucester Twp District 28

Statistics	TOTAL
Registered Voters - Total	1,301
Registered Voters - NONPARTISAN	506
Registered Voters - DEMOCRAT	620
Registered Voters - REPUBLICAN	175
Ballots Cast - Total	90
Ballots Cast - NONPARTISAN	0
Ballots Cast - DEMOCRAT	69
Ballots Cast - REPUBLICAN	21
Ballots Cast - Blank	0
Voter Turnout - Total	6.92%
Voter Turnout - NONPARTISAN	0.00%
Voter Turnout - DEMOCRAT	11.13%
Voter Turnout - REPUBLICAN	12.00%







DEM Member of State Senate 4th Legislative District Vote For 1

	TOTAL	VOTE %	
Paul D. Moriarty	66	100.00%	
Write-In Totals	0	0.00%	
Total Votes Cast	66	100.00%	
Overvotes	0		
Undervotes	3		

DEM Members of the General Assembly 4th Legislative District Vote For 2

	TOTAL	VOTE %	
Dan Hutchison	62	51.24%	
Cody D. Miller	59	48.76%	
Write-In Totals	0	0.00%	
Total Votes Cast	121	100.00%	
Overvotes	0		
Undervotes	17		

DEM Members of the Board of County Commissioners Vote For 2

	TOTAL	VOTE %	
Kate Delany	19	15.20%	
Samuel E. Sweet	20	16.00%	
Louis Cappelli Jr.	42	33.60%	
Jonathan L. Young Sr.	44	35.20%	
Write-In Totals	0	0.00%	
Total Votes Cast	125	100.00%	
Overvotes	8		
Undervotes	5		

Gloucester Twp District 28

DEM Members of Council Gloucester Township

Vote For 4

	TOTAL	VOTE %	
Orlando Mercado	61	24.70%	<div style="width: 24.70%;"></div>
Michael Mignone	64	25.91%	<div style="width: 25.91%;"></div>
Tara Lynn Walters	61	24.70%	<div style="width: 24.70%;"></div>
James Joseph Nash III	61	24.70%	<div style="width: 24.70%;"></div>
Write-In Totals	0	0.00%	
Total Votes Cast	247	100.00%	<div style="width: 100%;"></div>
Overvotes	0		
Undervotes	29		

DEM Members of County Committee Gloucester Township

Vote For 1

	TOTAL	VOTE %	
Cam Co Dem Com Inc	61	100.00%	<div style="width: 100%;"></div>
Total Votes Cast	61	100.00%	<div style="width: 100%;"></div>
Overvotes	0		
Undervotes	8		

REP Member of State Senate 4th Legislative District

Vote For 1

	TOTAL	VOTE %	
Christopher W. DelBorrello	14	66.67%	<div style="width: 66.67%;"></div>
Nick DeSilvio	7	33.33%	<div style="width: 33.33%;"></div>
Write-In Totals	0	0.00%	
Total Votes Cast	21	100.00%	<div style="width: 100%;"></div>
Overvotes	0		
Undervotes	0		

REP Members of the General Assembly 4th Legislative District

Vote For 2

	TOTAL	VOTE %	
Matthew P. Walker	14	33.33%	<div style="width: 33.33%;"></div>
Amanda Esposito	13	30.95%	<div style="width: 30.95%;"></div>
Denise Gonzalez	7	16.67%	<div style="width: 16.67%;"></div>
Michael Clark	6	14.29%	<div style="width: 14.29%;"></div>
John M. Keating	2	4.76%	<div style="width: 4.76%;"></div>
Write-In Totals	0	0.00%	
Total Votes Cast	42	100.00%	<div style="width: 100%;"></div>
Overvotes	0		
Undervotes	0		

Gloucester Twp District 28

REP Members of the Board of County Commissioners

Vote For 2

	TOTAL	VOTE %	
Jason Fanning	17	50.00%	<div style="width: 50%;"><div style="width: 50%;"></div></div>
Norman C. Rebel Jr.	17	50.00%	<div style="width: 50%;"><div style="width: 50%;"></div></div>
Write-In Totals	0	0.00%	<div style="width: 0%;"><div style="width: 0%;"></div></div>
Total Votes Cast	34	100.00%	<div style="width: 100%;"><div style="width: 100%;"></div></div>
Overvotes	0		
Undervotes	8		

REP Members of Council Gloucester Township




Vote For 4

	TOTAL	VOTE %	
Joseph F. Damico III	19	26.03%	<div style="width: 26.03%;"><div style="width: 26.03%;"></div></div>
Joseph L. Allen Jr.	18	24.66%	<div style="width: 24.66%;"><div style="width: 24.66%;"></div></div>
Raymond E. Henry Jr.	18	24.66%	<div style="width: 24.66%;"><div style="width: 24.66%;"></div></div>
Timothy J. Pfeffer	18	24.66%	<div style="width: 24.66%;"><div style="width: 24.66%;"></div></div>
Write-In Totals	0	0.00%	<div style="width: 0%;"><div style="width: 0%;"></div></div>
Total Votes Cast	73	100.00%	<div style="width: 100%;"><div style="width: 100%;"></div></div>
Overvotes	0		
Undervotes	11		





Gloucester Twp District 29

Statistics	TOTAL
Registered Voters - Total	1,429
Registered Voters - NONPARTISAN	473
Registered Voters - DEMOCRAT	644
Registered Voters - REPUBLICAN	312
Ballots Cast - Total	154
Ballots Cast - NONPARTISAN	0
Ballots Cast - DEMOCRAT	106
Ballots Cast - REPUBLICAN	48
Ballots Cast - Blank	2
Voter Turnout - Total	10.78%
Voter Turnout - NONPARTISAN	0.00%
Voter Turnout - DEMOCRAT	16.46%
Voter Turnout - REPUBLICAN	15.38%







DEM Member of State Senate 4th Legislative District Vote For 1

	TOTAL	VOTE %	
Paul D. Moriarty	94	100.00%	
Write-In Totals	0	0.00%	
Total Votes Cast	94	100.00%	
Overvotes	0		
Undervotes	12		

DEM Members of the General Assembly 4th Legislative District Vote For 2

	TOTAL	VOTE %	
Dan Hutchison	90	52.33%	
Cody D. Miller	82	47.67%	
Write-In Totals	0	0.00%	
Total Votes Cast	172	100.00%	
Overvotes	0		
Undervotes	40		

DEM Members of the Board of County Commissioners Vote For 2

	TOTAL	VOTE %	
Kate Delany	29	15.03%	
Samuel E. Sweet	30	15.54%	
Louis Cappelli Jr.	70	36.27%	
Jonathan L. Young Sr.	64	33.16%	
Write-In Totals	0	0.00%	
Total Votes Cast	193	100.00%	
Overvotes	8		
Undervotes	11		

Gloucester Twp District 29

DEM Members of Council Gloucester Township

Vote For 4

	TOTAL	VOTE %	
Orlando Mercado	93	25.14%	<div style="width: 25.14%;"></div>
Michael Mignone	93	25.14%	<div style="width: 25.14%;"></div>
Tara Lynn Walters	91	24.59%	<div style="width: 24.59%;"></div>
James Joseph Nash III	92	24.86%	<div style="width: 24.86%;"></div>
Write-In Totals	1	0.27%	<div style="width: 0.27%;"></div>
Total Votes Cast	370	100.00%	<div style="width: 100%;"></div>
Overvotes	0		
Undervotes	54		

DEM Members of County Committee Gloucester Township

Vote For 1

	TOTAL	VOTE %	
Cam Co Dem Com Inc	94	100.00%	<div style="width: 100%;"></div>
Total Votes Cast	94	100.00%	<div style="width: 100%;"></div>
Overvotes	0		
Undervotes	12		

REP Member of State Senate 4th Legislative District

Vote For 1

	TOTAL	VOTE %	
Christopher W. DelBorrello	27	56.25%	<div style="width: 56.25%;"></div>
Nick DeSilvio	21	43.75%	<div style="width: 43.75%;"></div>
Write-In Totals	0	0.00%	<div style="width: 0%;"></div>
Total Votes Cast	48	100.00%	<div style="width: 100%;"></div>
Overvotes	0		
Undervotes	0		

REP Members of the General Assembly 4th Legislative District

Vote For 2

	TOTAL	VOTE %	
Matthew P. Walker	26	27.66%	<div style="width: 27.66%;"></div>
Amanda Esposito	29	30.85%	<div style="width: 30.85%;"></div>
Denise Gonzalez	20	21.28%	<div style="width: 21.28%;"></div>
Michael Clark	16	17.02%	<div style="width: 17.02%;"></div>
John M. Keating	3	3.19%	<div style="width: 3.19%;"></div>
Write-In Totals	0	0.00%	<div style="width: 0%;"></div>
Total Votes Cast	94	100.00%	<div style="width: 100%;"></div>
Overvotes	0		
Undervotes	2		

Gloucester Twp District 29

REP Members of the Board of County Commissioners

Vote For 2

	TOTAL	VOTE %	
Jason Fanning	41	51.25%	<div style="width: 51.25%;"><div style="width: 51.25%;"></div></div>
Norman C. Rebel Jr.	39	48.75%	<div style="width: 48.75%;"><div style="width: 48.75%;"></div></div>
Write-In Totals	0	0.00%	<div style="width: 0%;"><div style="width: 0%;"></div></div>
Total Votes Cast	80	100.00%	<div style="width: 100%;"><div style="width: 100%;"></div></div>
Overvotes	0		
Undervotes	16		

REP Members of Council Gloucester Township




Vote For 4

	TOTAL	VOTE %	
Joseph F. Damico III	41	25.31%	<div style="width: 25.31%;"><div style="width: 25.31%;"></div></div>
Joseph L. Allen Jr.	40	24.69%	<div style="width: 24.69%;"><div style="width: 24.69%;"></div></div>
Raymond E. Henry Jr.	41	25.31%	<div style="width: 25.31%;"><div style="width: 25.31%;"></div></div>
Timothy J. Pfeffer	40	24.69%	<div style="width: 24.69%;"><div style="width: 24.69%;"></div></div>
Write-In Totals	0	0.00%	<div style="width: 0%;"><div style="width: 0%;"></div></div>
Total Votes Cast	162	100.00%	<div style="width: 100%;"><div style="width: 100%;"></div></div>
Overvotes	0		
Undervotes	30		





Gloucester Twp District 30

Statistics	TOTAL
Registered Voters - Total	1,603
Registered Voters - NONPARTISAN	606
Registered Voters - DEMOCRAT	634
Registered Voters - REPUBLICAN	363
Ballots Cast - Total	159
Ballots Cast - NONPARTISAN	0
Ballots Cast - DEMOCRAT	96
Ballots Cast - REPUBLICAN	63
Ballots Cast - Blank	0
Voter Turnout - Total	9.92%
Voter Turnout - NONPARTISAN	0.00%
Voter Turnout - DEMOCRAT	15.14%
Voter Turnout - REPUBLICAN	17.36%







DEM Member of State Senate 4th Legislative District Vote For 1

	TOTAL	VOTE %	
Paul D. Moriarty	83	98.81%	
Write-In Totals	1	1.19%	
Total Votes Cast	84	100.00%	
Overvotes	0		
Undervotes	12		

DEM Members of the General Assembly 4th Legislative District Vote For 2

	TOTAL	VOTE %	
Dan Hutchison	86	50.29%	
Cody D. Miller	85	49.71%	
Write-In Totals	0	0.00%	
Total Votes Cast	171	100.00%	
Overvotes	0		
Undervotes	21		

DEM Members of the Board of County Commissioners Vote For 2

	TOTAL	VOTE %	
Kate Delany	37	21.51%	
Samuel E. Sweet	33	19.19%	
Louis Cappelli Jr.	51	29.65%	
Jonathan L. Young Sr.	51	29.65%	
Write-In Totals	0	0.00%	
Total Votes Cast	172	100.00%	
Overvotes	12		
Undervotes	8		

Gloucester Twp District 30

DEM Members of Council Gloucester Township

Vote For 4

	TOTAL	VOTE %	
Orlando Mercado	85	25.00%	<div style="width: 25.00%; background-color: #ffc107;"></div>
Michael Mignone	84	24.71%	<div style="width: 24.71%; background-color: #ffc107;"></div>
Tara Lynn Walters	87	25.59%	<div style="width: 25.59%; background-color: #ffc107;"></div>
James Joseph Nash III	84	24.71%	<div style="width: 24.71%; background-color: #ffc107;"></div>
Write-In Totals	0	0.00%	
Total Votes Cast	340	100.00%	<div style="width: 100.00%; background-color: #ffc107;"></div>
Overvotes	0		
Undervotes	44		

DEM Members of County Committee Gloucester Township

Vote For 1

	TOTAL	VOTE %	
Cam Co Dem Com Inc	84	100.00%	<div style="width: 100.00%; background-color: #ffc107;"></div>
Total Votes Cast	84	100.00%	<div style="width: 100.00%; background-color: #ffc107;"></div>
Overvotes	0		
Undervotes	12		

REP Member of State Senate 4th Legislative District

Vote For 1

	TOTAL	VOTE %	
Christopher W. DelBorrello	40	65.57%	<div style="width: 65.57%; background-color: #ffc107;"></div>
Nick DeSilvio	20	32.79%	<div style="width: 32.79%; background-color: #ffc107;"></div>
Write-In Totals	1	1.64%	<div style="width: 1.64%; background-color: #ffc107;"></div>
Total Votes Cast	61	100.00%	<div style="width: 100.00%; background-color: #ffc107;"></div>
Overvotes	0		
Undervotes	2		

REP Members of the General Assembly 4th Legislative District





Vote For 2

	TOTAL	VOTE %	
Matthew P. Walker	37	31.09%	<div style="width: 31.09%; background-color: #ffc107;"></div>
Amanda Esposito	39	32.77%	<div style="width: 32.77%; background-color: #ffc107;"></div>
Denise Gonzalez	21	17.65%	<div style="width: 17.65%; background-color: #ffc107;"></div>
Michael Clark	17	14.29%	<div style="width: 14.29%; background-color: #ffc107;"></div>
John M. Keating	5	4.20%	<div style="width: 4.20%; background-color: #ffc107;"></div>
Write-In Totals	0	0.00%	
Total Votes Cast	119	100.00%	<div style="width: 100.00%; background-color: #ffc107;"></div>
Overvotes	4		
Undervotes	3		

Gloucester Twp District 30







REP Members of the Board of County Commissioners

Vote For 2

	TOTAL	VOTE %	
Jason Fanning	50	50.51%	
Norman C. Rebel Jr.	49	49.49%	
Write-In Totals	0	0.00%	
Total Votes Cast	99	100.00%	
Overvotes	0		
Undervotes	27		

REP Members of Council Gloucester Township

Vote For 4

	TOTAL	VOTE %	
Joseph F. Damico III	54	25.47%	
Joseph L. Allen Jr.	53	25.00%	
Raymond E. Henry Jr.	53	25.00%	
Timothy J. Pfeffer	52	24.53%	
Write-In Totals	0	0.00%	
Total Votes Cast	212	100.00%	
Overvotes	0		
Undervotes	40		

Gloucester Twp District 31

Statistics	TOTAL
Registered Voters - Total	1,216
Registered Voters - NONPARTISAN	443
Registered Voters - DEMOCRAT	551
Registered Voters - REPUBLICAN	222
Ballots Cast - Total	107
Ballots Cast - NONPARTISAN	0
Ballots Cast - DEMOCRAT	77
Ballots Cast - REPUBLICAN	30
Ballots Cast - Blank	0
Voter Turnout - Total	8.80%
Voter Turnout - NONPARTISAN	0.00%
Voter Turnout - DEMOCRAT	13.97%
Voter Turnout - REPUBLICAN	13.51%

DEM Member of State Senate 4th Legislative District Vote For 1

	TOTAL	VOTE %	
Paul D. Moriarty	69	100.00%	<div style="width: 100%; height: 10px; background-color: #f0e68c;"></div>
Write-In Totals	0	0.00%	<div style="width: 0%; height: 10px; background-color: #cccccc;"></div>
Total Votes Cast	69	100.00%	<div style="width: 100%; height: 10px; background-color: #f0e68c;"></div>
Overvotes	0		
Undervotes	8		

DEM Members of the General Assembly 4th Legislative District Vote For 2

	TOTAL	VOTE %	
Dan Hutchison	66	48.89%	<div style="width: 48.89%; height: 10px; background-color: #f0e68c;"></div>
Cody D. Miller	69	51.11%	<div style="width: 51.11%; height: 10px; background-color: #f0e68c;"></div>
Write-In Totals	0	0.00%	<div style="width: 0%; height: 10px; background-color: #cccccc;"></div>
Total Votes Cast	135	100.00%	<div style="width: 100%; height: 10px; background-color: #f0e68c;"></div>
Overvotes	0		
Undervotes	19		

DEM Members of the Board of County Commissioners Vote For 2

	TOTAL	VOTE %	
Kate Delany	24	18.18%	<div style="width: 18.18%; height: 10px; background-color: #f0e68c;"></div>
Samuel E. Sweet	21	15.91%	<div style="width: 15.91%; height: 10px; background-color: #f0e68c;"></div>
Louis Cappelli Jr.	44	33.33%	<div style="width: 33.33%; height: 10px; background-color: #f0e68c;"></div>
Jonathan L. Young Sr.	43	32.58%	<div style="width: 32.58%; height: 10px; background-color: #f0e68c;"></div>
Write-In Totals	0	0.00%	<div style="width: 0%; height: 10px; background-color: #cccccc;"></div>
Total Votes Cast	132	100.00%	<div style="width: 100%; height: 10px; background-color: #f0e68c;"></div>
Overvotes	16		
Undervotes	6		

Gloucester Twp District 31

DEM Members of Council Gloucester Township

Vote For 4

	TOTAL	VOTE %
Orlando Mercado	65	24.62%
Michael Mignone	67	25.38%
Tara Lynn Walters	67	25.38%
James Joseph Nash III	65	24.62%
Write-In Totals	0	0.00%
Total Votes Cast	264	100.00%
Overvotes	0	
Undervotes	44	

DEM Members of County Committee Gloucester Township

Vote For 1

	TOTAL	VOTE %
Cam Co Dem Com Inc	63	100.00%
Total Votes Cast	63	100.00%
Overvotes	0	
Undervotes	14	

REP Member of State Senate 4th Legislative District

Vote For 1

	TOTAL	VOTE %
Christopher W. DelBorrello	21	75.00%
Nick DeSilvio	6	21.43%
Write-In Totals	1	3.57%
Total Votes Cast	28	100.00%
Overvotes	1	
Undervotes	1	

REP Members of the General Assembly 4th Legislative District





Vote For 2

	TOTAL	VOTE %
Matthew P. Walker	19	34.55%
Amanda Esposito	19	34.55%
Denise Gonzalez	6	10.91%
Michael Clark	7	12.73%
John M. Keating	3	5.45%
Write-In Totals	1	1.82%
Total Votes Cast	55	100.00%
Overvotes	4	
Undervotes	1	

Gloucester Twp District 31







REP Members of the Board of County Commissioners

Vote For 2

	TOTAL	VOTE %	
Jason Fanning	26	48.15%	
Norman C. Rebel Jr.	27	50.00%	
Write-In Totals	1	1.85%	
Total Votes Cast	54	100.00%	
Overvotes	0		
Undervotes	6		

REP Members of Council Gloucester Township

Vote For 4

	TOTAL	VOTE %	
Joseph F. Damico III	27	24.77%	
Joseph L. Allen Jr.	27	24.77%	
Raymond E. Henry Jr.	27	24.77%	
Timothy J. Pfeffer	27	24.77%	
Write-In Totals	1	0.92%	
Total Votes Cast	109	100.00%	
Overvotes	0		
Undervotes	11		

Gloucester Twp District 32

Statistics	TOTAL
Registered Voters - Total	1,348
Registered Voters - NONPARTISAN	428
Registered Voters - DEMOCRAT	613
Registered Voters - REPUBLICAN	307
Ballots Cast - Total	218
Ballots Cast - NONPARTISAN	0
Ballots Cast - DEMOCRAT	131
Ballots Cast - REPUBLICAN	87
Ballots Cast - Blank	0
Voter Turnout - Total	16.17%
Voter Turnout - NONPARTISAN	0.00%
Voter Turnout - DEMOCRAT	21.37%
Voter Turnout - REPUBLICAN	28.34%

DEM Member of State Senate 4th Legislative District Vote For 1

	TOTAL	VOTE %	
Paul D. Moriarty	120	100.00%	<div style="width: 100%; height: 10px; background-color: #f0e68c;"></div>
Write-In Totals	0	0.00%	<div style="width: 0%; height: 10px; background-color: #d3d3d3;"></div>
Total Votes Cast	120	100.00%	<div style="width: 100%; height: 10px; background-color: #f0e68c;"></div>
Overvotes	0		
Undervotes	11		

DEM Members of the General Assembly 4th Legislative District Vote For 2

	TOTAL	VOTE %	
Dan Hutchison	118	50.64%	<div style="width: 50.64%; height: 10px; background-color: #f0e68c;"></div>
Cody D. Miller	115	49.36%	<div style="width: 49.36%; height: 10px; background-color: #f0e68c;"></div>
Write-In Totals	0	0.00%	<div style="width: 0%; height: 10px; background-color: #d3d3d3;"></div>
Total Votes Cast	233	100.00%	<div style="width: 100%; height: 10px; background-color: #f0e68c;"></div>
Overvotes	0		
Undervotes	29		

DEM Members of the Board of County Commissioners Vote For 2

	TOTAL	VOTE %	
Kate Delany	43	18.14%	<div style="width: 18.14%; height: 10px; background-color: #f0e68c;"></div>
Samuel E. Sweet	37	15.61%	<div style="width: 15.61%; height: 10px; background-color: #f0e68c;"></div>
Louis Cappelli Jr.	79	33.33%	<div style="width: 33.33%; height: 10px; background-color: #f0e68c;"></div>
Jonathan L. Young Sr.	78	32.91%	<div style="width: 32.91%; height: 10px; background-color: #f0e68c;"></div>
Write-In Totals	0	0.00%	<div style="width: 0%; height: 10px; background-color: #d3d3d3;"></div>
Total Votes Cast	237	100.00%	<div style="width: 100%; height: 10px; background-color: #f0e68c;"></div>
Overvotes	18		
Undervotes	7		

Gloucester Twp District 32

DEM Members of Council Gloucester Township

Vote For 4

	TOTAL	VOTE %	
Orlando Mercado	121	24.49%	<div style="width: 24.49%;"></div>
Michael Mignone	125	25.30%	<div style="width: 25.30%;"></div>
Tara Lynn Walters	125	25.30%	<div style="width: 25.30%;"></div>
James Joseph Nash III	123	24.90%	<div style="width: 24.90%;"></div>
Write-In Totals	0	0.00%	
Total Votes Cast	494	100.00%	<div style="width: 100%;"></div>
Overvotes	0		
Undervotes	30		

DEM Members of County Committee Gloucester Township

Vote For 1

	TOTAL	VOTE %	
Cam Co Dem Com Inc	118	100.00%	<div style="width: 100%;"></div>
Total Votes Cast	118	100.00%	<div style="width: 100%;"></div>
Overvotes	0		
Undervotes	13		

REP Member of State Senate 4th Legislative District

Vote For 1

	TOTAL	VOTE %	
Christopher W. DelBorrello	45	58.44%	<div style="width: 58.44%;"></div>
Nick DeSilvio	32	41.56%	<div style="width: 41.56%;"></div>
Write-In Totals	0	0.00%	
Total Votes Cast	77	100.00%	<div style="width: 100%;"></div>
Overvotes	5		
Undervotes	5		

REP Members of the General Assembly 4th Legislative District





Vote For 2

	TOTAL	VOTE %	
Matthew P. Walker	50	30.49%	<div style="width: 30.49%;"></div>
Amanda Esposito	49	29.88%	<div style="width: 29.88%;"></div>
Denise Gonzalez	27	16.46%	<div style="width: 16.46%;"></div>
Michael Clark	32	19.51%	<div style="width: 19.51%;"></div>
John M. Keating	6	3.66%	<div style="width: 3.66%;"></div>
Write-In Totals	0	0.00%	
Total Votes Cast	164	100.00%	<div style="width: 100%;"></div>
Overvotes	10		
Undervotes	0		

Gloucester Twp District 32







REP Members of the Board of County Commissioners

Vote For 2

	TOTAL	VOTE %	
Jason Fanning	77	50.66%	
Norman C. Rebel Jr.	75	49.34%	
Write-In Totals	0	0.00%	
Total Votes Cast	152	100.00%	
Overvotes	0		
Undervotes	22		

REP Members of Council Gloucester Township




Vote For 4

	TOTAL	VOTE %	
Joseph F. Damico III	76	25.17%	
Joseph L. Allen Jr.	75	24.83%	
Raymond E. Henry Jr.	77	25.50%	
Timothy J. Pfeffer	74	24.50%	
Write-In Totals	0	0.00%	
Total Votes Cast	302	100.00%	
Overvotes	0		
Undervotes	46		





Gloucester Twp District 33

Statistics	TOTAL
Registered Voters - Total	1,443
Registered Voters - NONPARTISAN	507
Registered Voters - DEMOCRAT	743
Registered Voters - REPUBLICAN	193
Ballots Cast - Total	117
Ballots Cast - NONPARTISAN	0
Ballots Cast - DEMOCRAT	100
Ballots Cast - REPUBLICAN	17
Ballots Cast - Blank	0
Voter Turnout - Total	8.11%
Voter Turnout - NONPARTISAN	0.00%
Voter Turnout - DEMOCRAT	13.46%
Voter Turnout - REPUBLICAN	8.81%







DEM Member of State Senate 4th Legislative District Vote For 1

	TOTAL	VOTE %	
Paul D. Moriarty	94	100.00%	
Write-In Totals	0	0.00%	
Total Votes Cast	94	100.00%	
Overvotes	0		
Undervotes	6		

DEM Members of the General Assembly 4th Legislative District Vote For 2

	TOTAL	VOTE %	
Dan Hutchison	88	50.87%	
Cody D. Miller	85	49.13%	
Write-In Totals	0	0.00%	
Total Votes Cast	173	100.00%	
Overvotes	0		
Undervotes	27		

DEM Members of the Board of County Commissioners Vote For 2

	TOTAL	VOTE %	
Kate Delany	33	18.44%	
Samuel E. Sweet	26	14.53%	
Louis Cappelli Jr.	60	33.52%	
Jonathan L. Young Sr.	60	33.52%	
Write-In Totals	0	0.00%	
Total Votes Cast	179	100.00%	
Overvotes	10		
Undervotes	11		

Gloucester Twp District 33

DEM Members of Council Gloucester Township

Vote For 4

	TOTAL	VOTE %
Orlando Mercado	84	24.93%
Michael Mignone	85	25.22%
Tara Lynn Walters	86	25.52%
James Joseph Nash III	82	24.33%
Write-In Totals	0	0.00%
Total Votes Cast	337	100.00%
Overvotes	0	
Undervotes	63	

DEM Members of County Committee Gloucester Township

Vote For 1

	TOTAL	VOTE %
Cam Co Dem Com Inc	82	100.00%
Total Votes Cast	82	100.00%
Overvotes	0	
Undervotes	18	

REP Member of State Senate 4th Legislative District

Vote For 1

	TOTAL	VOTE %
Christopher W. DelBorrello	9	52.94%
Nick DeSilvio	8	47.06%
Write-In Totals	0	0.00%
Total Votes Cast	17	100.00%
Overvotes	0	
Undervotes	0	

REP Members of the General Assembly 4th Legislative District

Vote For 2

	TOTAL	VOTE %
Matthew P. Walker	9	30.00%
Amanda Esposito	9	30.00%
Denise Gonzalez	6	20.00%
Michael Clark	6	20.00%
John M. Keating	0	0.00%
Write-In Totals	0	0.00%
Total Votes Cast	30	100.00%
Overvotes	4	
Undervotes	0	

Gloucester Twp District 33

REP Members of the Board of County Commissioners

Vote For 2

	TOTAL	VOTE %	
Jason Fanning	14	50.00%	<div style="width: 50%;"><div style="width: 50%; background-color: #f0e68c;"></div></div>
Norman C. Rebel Jr.	14	50.00%	<div style="width: 50%;"><div style="width: 50%; background-color: #f0e68c;"></div></div>
Write-In Totals	0	0.00%	<div style="width: 0%;"><div style="width: 0%; background-color: #f0e68c;"></div></div>
Total Votes Cast	28	100.00%	<div style="width: 100%;"><div style="width: 100%; background-color: #f0e68c;"></div></div>
Overvotes	0		
Undervotes	6		

REP Members of Council Gloucester Township

Vote For 4

	TOTAL	VOTE %	
Joseph F. Damico III	15	26.32%	<div style="width: 26.32%;"><div style="width: 26.32%; background-color: #f0e68c;"></div></div>
Joseph L. Allen Jr.	15	26.32%	<div style="width: 26.32%;"><div style="width: 26.32%; background-color: #f0e68c;"></div></div>
Raymond E. Henry Jr.	14	24.56%	<div style="width: 24.56%;"><div style="width: 24.56%; background-color: #f0e68c;"></div></div>
Timothy J. Pfeffer	13	22.81%	<div style="width: 22.81%;"><div style="width: 22.81%; background-color: #f0e68c;"></div></div>
Write-In Totals	0	0.00%	<div style="width: 0%;"><div style="width: 0%; background-color: #f0e68c;"></div></div>
Total Votes Cast	57	100.00%	<div style="width: 100%;"><div style="width: 100%; background-color: #f0e68c;"></div></div>
Overvotes	0		
Undervotes	11		

Gloucester Twp District 34

Statistics	TOTAL
Registered Voters - Total	1,068
Registered Voters - NONPARTISAN	316
Registered Voters - DEMOCRAT	539
Registered Voters - REPUBLICAN	213
Ballots Cast - Total	176
Ballots Cast - NONPARTISAN	0
Ballots Cast - DEMOCRAT	120
Ballots Cast - REPUBLICAN	56
Ballots Cast - Blank	2
Voter Turnout - Total	16.48%
Voter Turnout - NONPARTISAN	0.00%
Voter Turnout - DEMOCRAT	22.26%
Voter Turnout - REPUBLICAN	26.29%

DEM Member of State Senate 4th Legislative District Vote For 1

	TOTAL	VOTE %	
Paul D. Moriarty	111	100.00%	<div style="width: 100%; height: 10px; background-color: #f0e68c;"></div>
Write-In Totals	0	0.00%	<div style="width: 0%; height: 10px; background-color: #d3d3d3;"></div>
Total Votes Cast	111	100.00%	<div style="width: 100%; height: 10px; background-color: #f0e68c;"></div>
Overvotes	0		
Undervotes	9		

DEM Members of the General Assembly 4th Legislative District Vote For 2

	TOTAL	VOTE %	
Dan Hutchison	109	50.23%	<div style="width: 50.23%; height: 10px; background-color: #f0e68c;"></div>
Cody D. Miller	108	49.77%	<div style="width: 49.77%; height: 10px; background-color: #d3d3d3;"></div>
Write-In Totals	0	0.00%	<div style="width: 0%; height: 10px; background-color: #d3d3d3;"></div>
Total Votes Cast	217	100.00%	<div style="width: 100%; height: 10px; background-color: #f0e68c;"></div>
Overvotes	0		
Undervotes	23		

DEM Members of the Board of County Commissioners Vote For 2

	TOTAL	VOTE %	
Kate Delany	25	11.68%	<div style="width: 11.68%; height: 10px; background-color: #f0e68c;"></div>
Samuel E. Sweet	20	9.35%	<div style="width: 9.35%; height: 10px; background-color: #d3d3d3;"></div>
Louis Cappelli Jr.	89	41.59%	<div style="width: 41.59%; height: 10px; background-color: #f0e68c;"></div>
Jonathan L. Young Sr.	80	37.38%	<div style="width: 37.38%; height: 10px; background-color: #d3d3d3;"></div>
Write-In Totals	0	0.00%	<div style="width: 0%; height: 10px; background-color: #d3d3d3;"></div>
Total Votes Cast	214	100.00%	<div style="width: 100%; height: 10px; background-color: #f0e68c;"></div>
Overvotes	16		
Undervotes	10		

Gloucester Twp District 34

DEM Members of Council Gloucester Township

Vote For 4

	TOTAL	VOTE %	
Orlando Mercado	109	24.89%	<div style="width: 24.89%;"></div>
Michael Mignone	109	24.89%	<div style="width: 24.89%;"></div>
Tara Lynn Walters	109	24.89%	<div style="width: 24.89%;"></div>
James Joseph Nash III	111	25.34%	<div style="width: 25.34%;"></div>
Write-In Totals	0	0.00%	<div style="width: 0%;"></div>
Total Votes Cast	438	100.00%	<div style="width: 100%;"></div>
Overvotes	0		
Undervotes	42		

DEM Members of County Committee Gloucester Township

Vote For 1

	TOTAL	VOTE %	
Cam Co Dem Com Inc	113	100.00%	<div style="width: 100%;"></div>
Total Votes Cast	113	100.00%	<div style="width: 100%;"></div>
Overvotes	0		
Undervotes	7		

REP Member of State Senate 4th Legislative District

Vote For 1

	TOTAL	VOTE %	
Christopher W. DelBorrello	30	54.55%	<div style="width: 54.55%;"></div>
Nick DeSilvio	25	45.45%	<div style="width: 45.45%;"></div>
Write-In Totals	0	0.00%	<div style="width: 0%;"></div>
Total Votes Cast	55	100.00%	<div style="width: 100%;"></div>
Overvotes	0		
Undervotes	1		

REP Members of the General Assembly 4th Legislative District





Vote For 2

	TOTAL	VOTE %	
Matthew P. Walker	33	30.00%	<div style="width: 30.00%;"></div>
Amanda Esposito	31	28.18%	<div style="width: 28.18%;"></div>
Denise Gonzalez	20	18.18%	<div style="width: 18.18%;"></div>
Michael Clark	19	17.27%	<div style="width: 17.27%;"></div>
John M. Keating	7	6.36%	<div style="width: 6.36%;"></div>
Write-In Totals	0	0.00%	<div style="width: 0%;"></div>
Total Votes Cast	110	100.00%	<div style="width: 100%;"></div>
Overvotes	0		
Undervotes	2		

Gloucester Twp District 34







REP Members of the Board of County Commissioners

Vote For 2

	TOTAL	VOTE %	
Jason Fanning	49	51.04%	
Norman C. Rebel Jr.	47	48.96%	
Write-In Totals	0	0.00%	
Total Votes Cast	96	100.00%	
Overvotes	0		
Undervotes	16		

REP Members of Council Gloucester Township

Vote For 4

	TOTAL	VOTE %	
Joseph F. Damico III	48	26.37%	
Joseph L. Allen Jr.	44	24.18%	
Raymond E. Henry Jr.	44	24.18%	
Timothy J. Pfeffer	46	25.27%	
Write-In Totals	0	0.00%	
Total Votes Cast	182	100.00%	
Overvotes	0		
Undervotes	42		

Gloucester Twp District 35

Statistics	TOTAL
Registered Voters - Total	1,805
Registered Voters - NONPARTISAN	617
Registered Voters - DEMOCRAT	883
Registered Voters - REPUBLICAN	305
Ballots Cast - Total	173
Ballots Cast - NONPARTISAN	0
Ballots Cast - DEMOCRAT	131
Ballots Cast - REPUBLICAN	42
Ballots Cast - Blank	0
Voter Turnout - Total	9.58%
Voter Turnout - NONPARTISAN	0.00%
Voter Turnout - DEMOCRAT	14.84%
Voter Turnout - REPUBLICAN	13.77%

DEM Member of State Senate 4th Legislative District Vote For 1

	TOTAL	VOTE %	
Paul D. Moriarty	130	100.00%	<div style="width: 100%; height: 10px; background-color: #ffc107;"></div>
Write-In Totals	0	0.00%	<div style="width: 0%; height: 10px; background-color: #6c757d;"></div>
Total Votes Cast	130	100.00%	<div style="width: 100%; height: 10px; background-color: #ffc107;"></div>
Overvotes	0		
Undervotes	1		

DEM Members of the General Assembly 4th Legislative District Vote For 2

	TOTAL	VOTE %	
Dan Hutchison	118	48.96%	<div style="width: 48.96%; height: 10px; background-color: #ffc107;"></div>
Cody D. Miller	123	51.04%	<div style="width: 51.04%; height: 10px; background-color: #ffc107;"></div>
Write-In Totals	0	0.00%	<div style="width: 0%; height: 10px; background-color: #6c757d;"></div>
Total Votes Cast	241	100.00%	<div style="width: 100%; height: 10px; background-color: #ffc107;"></div>
Overvotes	0		
Undervotes	21		

DEM Members of the Board of County Commissioners Vote For 2

	TOTAL	VOTE %	
Kate Delany	59	25.99%	<div style="width: 25.99%; height: 10px; background-color: #ffc107;"></div>
Samuel E. Sweet	36	15.86%	<div style="width: 15.86%; height: 10px; background-color: #ffc107;"></div>
Louis Cappelli Jr.	64	28.19%	<div style="width: 28.19%; height: 10px; background-color: #ffc107;"></div>
Jonathan L. Young Sr.	68	29.96%	<div style="width: 29.96%; height: 10px; background-color: #ffc107;"></div>
Write-In Totals	0	0.00%	<div style="width: 0%; height: 10px; background-color: #6c757d;"></div>
Total Votes Cast	227	100.00%	<div style="width: 100%; height: 10px; background-color: #ffc107;"></div>
Overvotes	22		
Undervotes	13		

Gloucester Twp District 35

DEM Members of Council Gloucester Township

Vote For 4

	TOTAL	VOTE %	
Orlando Mercado	119	24.84%	<div style="width: 24.84%;"></div>
Michael Mignone	119	24.84%	<div style="width: 24.84%;"></div>
Tara Lynn Walters	120	25.05%	<div style="width: 25.05%;"></div>
James Joseph Nash III	121	25.26%	<div style="width: 25.26%;"></div>
Write-In Totals	0	0.00%	
Total Votes Cast	479	100.00%	<div style="width: 100%;"></div>
Overvotes	4		
Undervotes	41		

DEM Members of County Committee Gloucester Township

Vote For 1

	TOTAL	VOTE %	
Cam Co Dem Com Inc	120	100.00%	<div style="width: 100%;"></div>
Total Votes Cast	120	100.00%	<div style="width: 100%;"></div>
Overvotes	0		
Undervotes	11		

REP Member of State Senate 4th Legislative District

Vote For 1

	TOTAL	VOTE %	
Christopher W. DelBorrello	25	60.98%	<div style="width: 60.98%;"></div>
Nick DeSilvio	16	39.02%	<div style="width: 39.02%;"></div>
Write-In Totals	0	0.00%	
Total Votes Cast	41	100.00%	<div style="width: 100%;"></div>
Overvotes	0		
Undervotes	1		

REP Members of the General Assembly 4th Legislative District





Vote For 2

	TOTAL	VOTE %	
Matthew P. Walker	17	22.08%	<div style="width: 22.08%;"></div>
Amanda Esposito	20	25.97%	<div style="width: 25.97%;"></div>
Denise Gonzalez	15	19.48%	<div style="width: 19.48%;"></div>
Michael Clark	15	19.48%	<div style="width: 19.48%;"></div>
John M. Keating	10	12.99%	<div style="width: 12.99%;"></div>
Write-In Totals	0	0.00%	
Total Votes Cast	77	100.00%	<div style="width: 100%;"></div>
Overvotes	2		
Undervotes	5		

Gloucester Twp District 35







REP Members of the Board of County Commissioners

Vote For 2

	TOTAL	VOTE %	
Jason Fanning	32	46.38%	
Norman C. Rebel Jr.	37	53.62%	
Write-In Totals	0	0.00%	
Total Votes Cast	69	100.00%	
Overvotes	0		
Undervotes	15		

REP Members of Council Gloucester Township




Vote For 4

	TOTAL	VOTE %	
Joseph F. Damico III	37	26.43%	
Joseph L. Allen Jr.	35	25.00%	
Raymond E. Henry Jr.	33	23.57%	
Timothy J. Pfeffer	35	25.00%	
Write-In Totals	0	0.00%	
Total Votes Cast	140	100.00%	
Overvotes	0		
Undervotes	28		





Gloucester Twp District 36

Statistics	TOTAL
Registered Voters - Total	926
Registered Voters - NONPARTISAN	313
Registered Voters - DEMOCRAT	428
Registered Voters - REPUBLICAN	185
Ballots Cast - Total	83
Ballots Cast - NONPARTISAN	0
Ballots Cast - DEMOCRAT	64
Ballots Cast - REPUBLICAN	19
Ballots Cast - Blank	0
Voter Turnout - Total	8.96%
Voter Turnout - NONPARTISAN	0.00%
Voter Turnout - DEMOCRAT	14.95%
Voter Turnout - REPUBLICAN	10.27%







DEM Member of State Senate 4th Legislative District Vote For 1

	TOTAL	VOTE %	
Paul D. Moriarty	59	100.00%	
Write-In Totals	0	0.00%	
Total Votes Cast	59	100.00%	
Overvotes	0		
Undervotes	5		

DEM Members of the General Assembly 4th Legislative District Vote For 2

	TOTAL	VOTE %	
Dan Hutchison	52	50.98%	
Cody D. Miller	50	49.02%	
Write-In Totals	0	0.00%	
Total Votes Cast	102	100.00%	
Overvotes	0		
Undervotes	26		

DEM Members of the Board of County Commissioners Vote For 2

	TOTAL	VOTE %	
Kate Delany	17	14.66%	
Samuel E. Sweet	14	12.07%	
Louis Cappelli Jr.	44	37.93%	
Jonathan L. Young Sr.	41	35.34%	
Write-In Totals	0	0.00%	
Total Votes Cast	116	100.00%	
Overvotes	6		
Undervotes	6		

Gloucester Twp District 36

DEM Members of Council Gloucester Township

Vote For 4

	TOTAL	VOTE %
Orlando Mercado	53	24.31%
Michael Mignone	54	24.77%
Tara Lynn Walters	56	25.69%
James Joseph Nash III	55	25.23%
Write-In Totals	0	0.00%
Total Votes Cast	218	100.00%
Overvotes	0	
Undervotes	38	

DEM Members of County Committee Gloucester Township

Vote For 1

	TOTAL	VOTE %
Cam Co Dem Com Inc	54	100.00%
Total Votes Cast	54	100.00%
Overvotes	0	
Undervotes	10	

REP Member of State Senate 4th Legislative District

Vote For 1

	TOTAL	VOTE %
Christopher W. DelBorrello	10	55.56%
Nick DeSilvio	8	44.44%
Write-In Totals	0	0.00%
Total Votes Cast	18	100.00%
Overvotes	0	
Undervotes	1	

REP Members of the General Assembly 4th Legislative District

Vote For 2

	TOTAL	VOTE %
Matthew P. Walker	9	23.68%
Amanda Esposito	12	31.58%
Denise Gonzalez	7	18.42%
Michael Clark	6	15.79%
John M. Keating	4	10.53%
Write-In Totals	0	0.00%
Total Votes Cast	38	100.00%
Overvotes	0	
Undervotes	0	

Gloucester Twp District 36

REP Members of the Board of County Commissioners

Vote For 2

	TOTAL	VOTE %	
Jason Fanning	16	50.00%	<div style="width: 50%;"><div style="width: 50%;"></div></div>
Norman C. Rebel Jr.	16	50.00%	<div style="width: 50%;"><div style="width: 50%;"></div></div>
Write-In Totals	0	0.00%	<div style="width: 0%;"><div style="width: 0%;"></div></div>
Total Votes Cast	32	100.00%	<div style="width: 100%;"><div style="width: 100%;"></div></div>
Overvotes	0		
Undervotes	6		

REP Members of Council Gloucester Township




Vote For 4

	TOTAL	VOTE %	
Joseph F. Damico III	16	24.24%	<div style="width: 24.24%;"><div style="width: 24.24%;"></div></div>
Joseph L. Allen Jr.	16	24.24%	<div style="width: 24.24%;"><div style="width: 24.24%;"></div></div>
Raymond E. Henry Jr.	17	25.76%	<div style="width: 25.76%;"><div style="width: 25.76%;"></div></div>
Timothy J. Pfeffer	17	25.76%	<div style="width: 25.76%;"><div style="width: 25.76%;"></div></div>
Write-In Totals	0	0.00%	<div style="width: 0%;"><div style="width: 0%;"></div></div>
Total Votes Cast	66	100.00%	<div style="width: 100%;"><div style="width: 100%;"></div></div>
Overvotes	0		
Undervotes	10		





Gloucester Twp District 37 Suppressed

Statistics	TOTAL
Registered Voters - Total	659
Registered Voters - NONPARTISAN	249
Registered Voters - DEMOCRAT	354
Registered Voters - REPUBLICAN	56
Ballots Cast - Total	52
Ballots Cast - NONPARTISAN	0
Ballots Cast - DEMOCRAT	43
Ballots Cast - REPUBLICAN	9
Ballots Cast - Blank	0
Voter Turnout - Total	7.89%
Voter Turnout - NONPARTISAN	0.00%
Voter Turnout - DEMOCRAT	12.15%
Voter Turnout - REPUBLICAN	16.07%







DEM Member of State Senate 4th Legislative District Vote For 1

	TOTAL	VOTE %	
Paul D. Moriarty	37	100.00%	
Write-In Totals	0	0.00%	
Total Votes Cast	37	100.00%	
Overvotes	0		
Undervotes	6		

DEM Members of the General Assembly 4th Legislative District Vote For 2

	TOTAL	VOTE %	
Dan Hutchison	34	49.28%	
Cody D. Miller	35	50.72%	
Write-In Totals	0	0.00%	
Total Votes Cast	69	100.00%	
Overvotes	0		
Undervotes	17		

DEM Members of the Board of County Commissioners Vote For 2

	TOTAL	VOTE %	
Kate Delany	16	20.78%	
Samuel E. Sweet	11	14.29%	
Louis Cappelli Jr.	26	33.77%	
Jonathan L. Young Sr.	24	31.17%	
Write-In Totals	0	0.00%	
Total Votes Cast	77	100.00%	
Overvotes	2		
Undervotes	7		

Gloucester Twp District 37 Suppressed

DEM Members of Council Gloucester Township

Vote For 4

	TOTAL	VOTE %
Orlando Mercado	35	25.36%
Michael Mignone	33	23.91%
Tara Lynn Walters	34	24.64%
James Joseph Nash III	36	26.09%
Write-In Totals	0	0.00%
Total Votes Cast	138	100.00%
Overvotes	0	
Undervotes	34	

DEM Members of County Committee Gloucester Township

Vote For 1

	TOTAL	VOTE %
Cam Co Dem Com Inc	35	100.00%
Total Votes Cast	35	100.00%
Overvotes	0	
Undervotes	8	

REP Member of State Senate 4th Legislative District

Vote For 1

	TOTAL	VOTE %
Christopher W. DelBorrello		
Nick DeSilvio		
Write-In Totals		
Total Votes Cast		
Overvotes		
Undervotes		

REP Members of the General Assembly 4th Legislative District

Vote For 2

	TOTAL	VOTE %
Matthew P. Walker		
Amanda Esposito		
Denise Gonzalez		
Michael Clark		
John M. Keating		
Write-In Totals		
Total Votes Cast		
Overvotes		
Undervotes		

Gloucester Twp District 37 Suppressed

REP Members of the Board of County Commissioners

Vote For 2

	TOTAL	VOTE %
Jason Fanning		
Norman C. Rebel Jr.		
Write-In Totals		
Total Votes Cast		
Overvotes		
Undervotes		

REP Members of Council Gloucester Township




Vote For 4

	TOTAL	VOTE %
Joseph F. Damico III		
Joseph L. Allen Jr.		
Raymond E. Henry Jr.		
Timothy J. Pfeffer		
Write-In Totals		
Total Votes Cast		
Overvotes		
Undervotes		





Gloucester Twp District 38

Statistics	TOTAL
Registered Voters - Total	853
Registered Voters - NONPARTISAN	292
Registered Voters - DEMOCRAT	425
Registered Voters - REPUBLICAN	136
Ballots Cast - Total	96
Ballots Cast - NONPARTISAN	0
Ballots Cast - DEMOCRAT	59
Ballots Cast - REPUBLICAN	37
Ballots Cast - Blank	0
Voter Turnout - Total	11.25%
Voter Turnout - NONPARTISAN	0.00%
Voter Turnout - DEMOCRAT	13.88%
Voter Turnout - REPUBLICAN	27.21%







DEM Member of State Senate 4th Legislative District Vote For 1

	TOTAL	VOTE %	
Paul D. Moriarty	54	100.00%	
Write-In Totals	0	0.00%	
Total Votes Cast	54	100.00%	
Overvotes	1		
Undervotes	4		

DEM Members of the General Assembly 4th Legislative District Vote For 2

	TOTAL	VOTE %	
Dan Hutchison	49	48.51%	
Cody D. Miller	52	51.49%	
Write-In Totals	0	0.00%	
Total Votes Cast	101	100.00%	
Overvotes	2		
Undervotes	15		

DEM Members of the Board of County Commissioners Vote For 2

	TOTAL	VOTE %	
Kate Delany	23	21.90%	
Samuel E. Sweet	14	13.33%	
Louis Cappelli Jr.	31	29.52%	
Jonathan L. Young Sr.	37	35.24%	
Write-In Totals	0	0.00%	
Total Votes Cast	105	100.00%	
Overvotes	8		
Undervotes	5		

Gloucester Twp District 38

DEM Members of Council Gloucester Township

Vote For 4

	TOTAL	VOTE %	
Orlando Mercado	49	25.00%	<div style="width: 25.00%;"></div>
Michael Mignone	50	25.51%	<div style="width: 25.51%;"></div>
Tara Lynn Walters	48	24.49%	<div style="width: 24.49%;"></div>
James Joseph Nash III	49	25.00%	<div style="width: 25.00%;"></div>
Write-In Totals	0	0.00%	<div style="width: 0.00%;"></div>
Total Votes Cast	196	100.00%	<div style="width: 100.00%;"></div>
Overvotes	0		
Undervotes	40		

DEM Members of County Committee Gloucester Township

Vote For 1

	TOTAL	VOTE %	
Cam Co Dem Com Inc	47	100.00%	<div style="width: 100.00%;"></div>
Total Votes Cast	47	100.00%	<div style="width: 100.00%;"></div>
Overvotes	0		
Undervotes	12		

REP Member of State Senate 4th Legislative District

Vote For 1

	TOTAL	VOTE %	
Christopher W. DelBorrello	22	64.71%	<div style="width: 64.71%;"></div>
Nick DeSilvio	12	35.29%	<div style="width: 35.29%;"></div>
Write-In Totals	0	0.00%	<div style="width: 0.00%;"></div>
Total Votes Cast	34	100.00%	<div style="width: 100.00%;"></div>
Overvotes	0		
Undervotes	3		

REP Members of the General Assembly 4th Legislative District



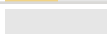

Vote For 2

	TOTAL	VOTE %	
Matthew P. Walker	24	32.43%	<div style="width: 32.43%;"></div>
Amanda Esposito	20	27.03%	<div style="width: 27.03%;"></div>
Denise Gonzalez	13	17.57%	<div style="width: 17.57%;"></div>
Michael Clark	15	20.27%	<div style="width: 20.27%;"></div>
John M. Keating	2	2.70%	<div style="width: 2.70%;"></div>
Write-In Totals	0	0.00%	<div style="width: 0.00%;"></div>
Total Votes Cast	74	100.00%	<div style="width: 100.00%;"></div>
Overvotes	0		
Undervotes	0		

Gloucester Twp District 38







REP Members of the Board of County Commissioners

Vote For 2

	TOTAL	VOTE %	
Jason Fanning	30	50.00%	
Norman C. Rebel Jr.	30	50.00%	
Write-In Totals	0	0.00%	
Total Votes Cast	60	100.00%	
Overvotes	0		
Undervotes	14		

REP Members of Council Gloucester Township

Vote For 4

	TOTAL	VOTE %	
Joseph F. Damico III	34	25.37%	
Joseph L. Allen Jr.	34	25.37%	
Raymond E. Henry Jr.	33	24.63%	
Timothy J. Pfeffer	33	24.63%	
Write-In Totals	0	0.00%	
Total Votes Cast	134	100.00%	
Overvotes	0		
Undervotes	14		

Gloucester Twp District 39

Statistics	TOTAL
Registered Voters - Total	682
Registered Voters - NONPARTISAN	246
Registered Voters - DEMOCRAT	300
Registered Voters - REPUBLICAN	136
Ballots Cast - Total	62
Ballots Cast - NONPARTISAN	0
Ballots Cast - DEMOCRAT	42
Ballots Cast - REPUBLICAN	20
Ballots Cast - Blank	0
Voter Turnout - Total	9.09%
Voter Turnout - NONPARTISAN	0.00%
Voter Turnout - DEMOCRAT	14.00%
Voter Turnout - REPUBLICAN	14.71%

DEM Member of State Senate 4th Legislative District Vote For 1

	TOTAL	VOTE %	
Paul D. Moriarty	41	100.00%	<div style="width: 100%; height: 10px; background-color: #f0e68c;"></div>
Write-In Totals	0	0.00%	<div style="width: 0%; height: 10px; background-color: #d3d3d3;"></div>
Total Votes Cast	41	100.00%	<div style="width: 100%; height: 10px; background-color: #f0e68c;"></div>
Overvotes	0		
Undervotes	1		

DEM Members of the General Assembly 4th Legislative District Vote For 2

	TOTAL	VOTE %	
Dan Hutchison	39	48.75%	<div style="width: 48.75%; height: 10px; background-color: #f0e68c;"></div>
Cody D. Miller	41	51.25%	<div style="width: 51.25%; height: 10px; background-color: #f0e68c;"></div>
Write-In Totals	0	0.00%	<div style="width: 0%; height: 10px; background-color: #d3d3d3;"></div>
Total Votes Cast	80	100.00%	<div style="width: 100%; height: 10px; background-color: #f0e68c;"></div>
Overvotes	0		
Undervotes	4		

DEM Members of the Board of County Commissioners Vote For 2

	TOTAL	VOTE %	
Kate Delany	8	10.39%	<div style="width: 10.39%; height: 10px; background-color: #f0e68c;"></div>
Samuel E. Sweet	13	16.88%	<div style="width: 16.88%; height: 10px; background-color: #f0e68c;"></div>
Louis Cappelli Jr.	30	38.96%	<div style="width: 38.96%; height: 10px; background-color: #f0e68c;"></div>
Jonathan L. Young Sr.	26	33.77%	<div style="width: 33.77%; height: 10px; background-color: #f0e68c;"></div>
Write-In Totals	0	0.00%	<div style="width: 0%; height: 10px; background-color: #d3d3d3;"></div>
Total Votes Cast	77	100.00%	<div style="width: 100%; height: 10px; background-color: #f0e68c;"></div>
Overvotes	6		
Undervotes	1		

Gloucester Twp District 39

DEM Members of Council Gloucester Township

Vote For 4

	TOTAL	VOTE %	
Orlando Mercado	39	24.68%	<div style="width: 24.68%;"></div>
Michael Mignone	39	24.68%	<div style="width: 24.68%;"></div>
Tara Lynn Walters	40	25.32%	<div style="width: 25.32%;"></div>
James Joseph Nash III	40	25.32%	<div style="width: 25.32%;"></div>
Write-In Totals	0	0.00%	<div style="width: 0%;"></div>
Total Votes Cast	158	100.00%	<div style="width: 100%;"></div>
Overvotes	0		
Undervotes	10		

DEM Members of County Committee Gloucester Township

Vote For 1

	TOTAL	VOTE %	
Cam Co Dem Com Inc	38	100.00%	<div style="width: 100%;"></div>
Total Votes Cast	38	100.00%	<div style="width: 100%;"></div>
Overvotes	0		
Undervotes	4		

REP Member of State Senate 4th Legislative District

Vote For 1

	TOTAL	VOTE %	
Christopher W. DelBorrello	10	50.00%	<div style="width: 50%;"></div>
Nick DeSilvio	10	50.00%	<div style="width: 50%;"></div>
Write-In Totals	0	0.00%	<div style="width: 0%;"></div>
Total Votes Cast	20	100.00%	<div style="width: 100%;"></div>
Overvotes	0		
Undervotes	0		

REP Members of the General Assembly 4th Legislative District



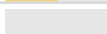

Vote For 2

	TOTAL	VOTE %	
Matthew P. Walker	11	28.21%	<div style="width: 28.21%;"></div>
Amanda Esposito	10	25.64%	<div style="width: 25.64%;"></div>
Denise Gonzalez	8	20.51%	<div style="width: 20.51%;"></div>
Michael Clark	9	23.08%	<div style="width: 23.08%;"></div>
John M. Keating	1	2.56%	<div style="width: 2.56%;"></div>
Write-In Totals	0	0.00%	<div style="width: 0%;"></div>
Total Votes Cast	39	100.00%	<div style="width: 100%;"></div>
Overvotes	0		
Undervotes	1		

Gloucester Twp District 39







REP Members of the Board of County Commissioners

Vote For 2

	TOTAL	VOTE %	
Jason Fanning	16	50.00%	
Norman C. Rebel Jr.	16	50.00%	
Write-In Totals	0	0.00%	
Total Votes Cast	32	100.00%	
Overvotes	0		
Undervotes	8		

REP Members of Council Gloucester Township




Vote For 4

	TOTAL	VOTE %	
Joseph F. Damico III	16	24.62%	
Joseph L. Allen Jr.	17	26.15%	
Raymond E. Henry Jr.	16	24.62%	
Timothy J. Pfeffer	16	24.62%	
Write-In Totals	0	0.00%	
Total Votes Cast	65	100.00%	
Overvotes	0		
Undervotes	15		





Gloucester Twp District 40

Statistics	TOTAL
Registered Voters - Total	1,232
Registered Voters - NONPARTISAN	427
Registered Voters - DEMOCRAT	548
Registered Voters - REPUBLICAN	257
Ballots Cast - Total	110
Ballots Cast - NONPARTISAN	0
Ballots Cast - DEMOCRAT	80
Ballots Cast - REPUBLICAN	30
Ballots Cast - Blank	1
Voter Turnout - Total	8.93%
Voter Turnout - NONPARTISAN	0.00%
Voter Turnout - DEMOCRAT	14.60%
Voter Turnout - REPUBLICAN	11.67%







DEM Member of State Senate 4th Legislative District Vote For 1

	TOTAL	VOTE %	
Paul D. Moriarty	72	100.00%	
Write-In Totals	0	0.00%	
Total Votes Cast	72	100.00%	
Overvotes	1		
Undervotes	7		

DEM Members of the General Assembly 4th Legislative District Vote For 2

	TOTAL	VOTE %	
Dan Hutchison	71	50.35%	
Cody D. Miller	70	49.65%	
Write-In Totals	0	0.00%	
Total Votes Cast	141	100.00%	
Overvotes	0		
Undervotes	19		

DEM Members of the Board of County Commissioners Vote For 2

	TOTAL	VOTE %	
Kate Delany	27	18.75%	
Samuel E. Sweet	24	16.67%	
Louis Cappelli Jr.	49	34.03%	
Jonathan L. Young Sr.	44	30.56%	
Write-In Totals	0	0.00%	
Total Votes Cast	144	100.00%	
Overvotes	14		
Undervotes	2		

Gloucester Twp District 40

DEM Members of Council Gloucester Township

Vote For 4

	TOTAL	VOTE %	
Orlando Mercado	72	25.26%	<div style="width: 25.26%;"></div>
Michael Mignone	71	24.91%	<div style="width: 24.91%;"></div>
Tara Lynn Walters	71	24.91%	<div style="width: 24.91%;"></div>
James Joseph Nash III	71	24.91%	<div style="width: 24.91%;"></div>
Write-In Totals	0	0.00%	
Total Votes Cast	285	100.00%	<div style="width: 100%;"></div>
Overvotes	0		
Undervotes	35		

DEM Members of County Committee Gloucester Township

Vote For 1

	TOTAL	VOTE %	
Cam Co Dem Com Inc	70	100.00%	<div style="width: 100%;"></div>
Total Votes Cast	70	100.00%	<div style="width: 100%;"></div>
Overvotes	0		
Undervotes	10		

REP Member of State Senate 4th Legislative District

Vote For 1

	TOTAL	VOTE %	
Christopher W. DelBorrello	12	41.38%	<div style="width: 41.38%;"></div>
Nick DeSilvio	17	58.62%	<div style="width: 58.62%;"></div>
Write-In Totals	0	0.00%	
Total Votes Cast	29	100.00%	<div style="width: 100%;"></div>
Overvotes	0		
Undervotes	1		

REP Members of the General Assembly 4th Legislative District

Vote For 2

	TOTAL	VOTE %	
Matthew P. Walker	14	25.00%	<div style="width: 25.00%;"></div>
Amanda Esposito	16	28.57%	<div style="width: 28.57%;"></div>
Denise Gonzalez	10	17.86%	<div style="width: 17.86%;"></div>
Michael Clark	11	19.64%	<div style="width: 19.64%;"></div>
John M. Keating	5	8.93%	<div style="width: 8.93%;"></div>
Write-In Totals	0	0.00%	
Total Votes Cast	56	100.00%	<div style="width: 100%;"></div>
Overvotes	0		
Undervotes	4		

Gloucester Twp District 40

REP Members of the Board of County Commissioners

Vote For 2

	TOTAL	VOTE %	
Jason Fanning	21	48.84%	<div style="width: 48.84%; background-color: #f0e68c;"></div>
Norman C. Rebel Jr.	22	51.16%	<div style="width: 51.16%; background-color: #f0e68c;"></div>
Write-In Totals	0	0.00%	
Total Votes Cast	43	100.00%	<div style="width: 100%; background-color: #f0e68c;"></div>
Overvotes	0		
Undervotes	17		

REP Members of Council Gloucester Township




Vote For 4

	TOTAL	VOTE %	
Joseph F. Damico III	25	25.00%	<div style="width: 25.00%; background-color: #f0e68c;"></div>
Joseph L. Allen Jr.	25	25.00%	<div style="width: 25.00%; background-color: #f0e68c;"></div>
Raymond E. Henry Jr.	25	25.00%	<div style="width: 25.00%; background-color: #f0e68c;"></div>
Timothy J. Pfeffer	24	24.00%	<div style="width: 24.00%; background-color: #f0e68c;"></div>
Write-In Totals	1	1.00%	<div style="width: 1.00%; background-color: #f0e68c;"></div>
Total Votes Cast	100	100.00%	<div style="width: 100%; background-color: #f0e68c;"></div>
Overvotes	0		
Undervotes	20		





Haddon Heights District 1

Statistics	TOTAL
Registered Voters - Total	1,231
Registered Voters - NONPARTISAN	427
Registered Voters - DEMOCRAT	522
Registered Voters - REPUBLICAN	282
Ballots Cast - Total	111
Ballots Cast - NONPARTISAN	0
Ballots Cast - DEMOCRAT	89
Ballots Cast - REPUBLICAN	22
Ballots Cast - Blank	0
Voter Turnout - Total	9.02%
Voter Turnout - NONPARTISAN	0.00%
Voter Turnout - DEMOCRAT	17.05%
Voter Turnout - REPUBLICAN	7.80%







DEM Member of State Senate 5th Legislative District Vote For 1

	TOTAL	VOTE %	
Nilsa Cruz-Perez	87	100.00%	
Write-In Totals	0	0.00%	
Total Votes Cast	87	100.00%	
Overvotes	0		
Undervotes	2		

DEM Members of the General Assembly 5th Legislative District Vote For 2

	TOTAL	VOTE %	
William F. Moen Jr.	86	50.29%	
William W. Spearman	85	49.71%	
Write-In Totals	0	0.00%	
Total Votes Cast	171	100.00%	
Overvotes	0		
Undervotes	7		

DEM Members of the Board of County Commissioners Vote For 2

	TOTAL	VOTE %	
Kate Delany	24	13.95%	
Samuel E. Sweet	18	10.47%	
Louis Cappelli Jr.	68	39.53%	
Jonathan L. Young Sr.	62	36.05%	
Write-In Totals	0	0.00%	
Total Votes Cast	172	100.00%	
Overvotes	0		
Undervotes	6		

Haddon Heights District 1

DEM Mayor Haddon Heights Borough

Vote For 1

	TOTAL	VOTE %	
Zachary Houck	85	100.00%	<div style="width: 100%; height: 10px; background-color: #f0e68c;"></div>
Write-In Totals	0	0.00%	<div style="width: 0%; height: 10px; background-color: #d3d3d3;"></div>
Total Votes Cast	85	100.00%	<div style="width: 100%; height: 10px; background-color: #f0e68c;"></div>
Overvotes	0		
Undervotes	4		

DEM Members of Council Haddon Heights Borough

Vote For 2

	TOTAL	VOTE %	
Regina Philipps	87	50.29%	<div style="width: 50.29%; height: 10px; background-color: #f0e68c;"></div>
Trisha Egbert	86	49.71%	<div style="width: 49.71%; height: 10px; background-color: #f0e68c;"></div>
Write-In Totals	0	0.00%	<div style="width: 0%; height: 10px; background-color: #d3d3d3;"></div>
Total Votes Cast	173	100.00%	<div style="width: 100%; height: 10px; background-color: #f0e68c;"></div>
Overvotes	0		
Undervotes	5		

DEM Male Members of County Committee Haddon Heights Borough

Vote For 4

	TOTAL	VOTE %	
Tom Ottoson	86	24.93%	<div style="width: 24.93%; height: 10px; background-color: #f0e68c;"></div>
Zachary Houck	85	24.64%	<div style="width: 24.64%; height: 10px; background-color: #f0e68c;"></div>
Scott Schreiber	86	24.93%	<div style="width: 24.93%; height: 10px; background-color: #f0e68c;"></div>
Michael Madden	88	25.51%	<div style="width: 25.51%; height: 10px; background-color: #f0e68c;"></div>
Write-In Totals	0	0.00%	<div style="width: 0%; height: 10px; background-color: #d3d3d3;"></div>
Total Votes Cast	345	100.00%	<div style="width: 100%; height: 10px; background-color: #f0e68c;"></div>
Overvotes	0		
Undervotes	11		

DEM Female Members of County Committee Haddon Heights Borough

Vote For 4

	TOTAL	VOTE %	
Marianne H. Cass	86	24.93%	<div style="width: 24.93%; height: 10px; background-color: #f0e68c;"></div>
Casey Orlando	85	24.64%	<div style="width: 24.64%; height: 10px; background-color: #f0e68c;"></div>
Regina Philipps	88	25.51%	<div style="width: 25.51%; height: 10px; background-color: #f0e68c;"></div>
Magdalene Johns	86	24.93%	<div style="width: 24.93%; height: 10px; background-color: #f0e68c;"></div>
Write-In Totals	0	0.00%	<div style="width: 0%; height: 10px; background-color: #d3d3d3;"></div>
Total Votes Cast	345	100.00%	<div style="width: 100%; height: 10px; background-color: #f0e68c;"></div>
Overvotes	0		
Undervotes	11		

Haddon Heights District 1

REP Member of State Senate 5th Legislative District

Vote For 1

	TOTAL	VOTE %	
Clyde E. Cook	21	100.00%	<div style="width: 100%; height: 10px; background-color: #f0e68c;"></div>
Write-In Totals	0	0.00%	<div style="width: 0%; height: 10px; background-color: #d3d3d3;"></div>
Total Votes Cast	21	100.00%	<div style="width: 100%; height: 10px; background-color: #f0e68c;"></div>
Overvotes	0		
Undervotes	1		

REP Members of the General Assembly 5th Legislative District

Vote For 2

	TOTAL	VOTE %	
Joe Miller	21	50.00%	<div style="width: 50%; height: 10px; background-color: #f0e68c;"></div>
Yalinda Pagan	21	50.00%	<div style="width: 50%; height: 10px; background-color: #d3d3d3;"></div>
Write-In Totals	0	0.00%	<div style="width: 0%; height: 10px; background-color: #d3d3d3;"></div>
Total Votes Cast	42	100.00%	<div style="width: 100%; height: 10px; background-color: #f0e68c;"></div>
Overvotes	0		
Undervotes	2		

REP Members of the Board of County Commissioners

Vote For 2

	TOTAL	VOTE %	
Jason Fanning	20	50.00%	<div style="width: 50%; height: 10px; background-color: #f0e68c;"></div>
Norman C. Rebel Jr.	20	50.00%	<div style="width: 50%; height: 10px; background-color: #d3d3d3;"></div>
Write-In Totals	0	0.00%	<div style="width: 0%; height: 10px; background-color: #d3d3d3;"></div>
Total Votes Cast	40	100.00%	<div style="width: 100%; height: 10px; background-color: #f0e68c;"></div>
Overvotes	0		
Undervotes	4		

REP Mayor Haddon Heights Borough

Vote For 1

	TOTAL	VOTE %	
Jennifer Moore	21	100.00%	<div style="width: 100%; height: 10px; background-color: #f0e68c;"></div>
Write-In Totals	0	0.00%	<div style="width: 0%; height: 10px; background-color: #d3d3d3;"></div>
Total Votes Cast	21	100.00%	<div style="width: 100%; height: 10px; background-color: #f0e68c;"></div>
Overvotes	0		
Undervotes	1		

REP Members of Council Haddon Heights Borough

Vote For 2

	TOTAL	VOTE %	
Kevin Ehret	21	50.00%	<div style="width: 50%; height: 10px; background-color: #f0e68c;"></div>
Denise Bolognese	21	50.00%	<div style="width: 50%; height: 10px; background-color: #d3d3d3;"></div>
Write-In Totals	0	0.00%	<div style="width: 0%; height: 10px; background-color: #d3d3d3;"></div>
Total Votes Cast	42	100.00%	<div style="width: 100%; height: 10px; background-color: #f0e68c;"></div>
Overvotes	0		
Undervotes	2		

Haddon Heights District 2

Statistics	TOTAL
Registered Voters - Total	1,442
Registered Voters - NONPARTISAN	437
Registered Voters - DEMOCRAT	690
Registered Voters - REPUBLICAN	315
Ballots Cast - Total	109
Ballots Cast - NONPARTISAN	0
Ballots Cast - DEMOCRAT	85
Ballots Cast - REPUBLICAN	24
Ballots Cast - Blank	0
Voter Turnout - Total	7.56%
Voter Turnout - NONPARTISAN	0.00%
Voter Turnout - DEMOCRAT	12.32%
Voter Turnout - REPUBLICAN	7.62%

DEM Member of State Senate 5th Legislative District Vote For 1

	TOTAL	VOTE %	
Nilsa Cruz-Perez	80	100.00%	<div style="width: 100%; background-color: #f1c40f;"></div>
Write-In Totals	0	0.00%	<div style="width: 0%; background-color: #95a5a6;"></div>
Total Votes Cast	80	100.00%	<div style="width: 100%; background-color: #f1c40f;"></div>
Overvotes	0		
Undervotes	5		

DEM Members of the General Assembly 5th Legislative District Vote For 2

	TOTAL	VOTE %	
William F. Moen Jr.	76	50.33%	<div style="width: 50.33%; background-color: #f1c40f;"></div>
William W. Spearman	75	49.67%	<div style="width: 49.67%; background-color: #f1c40f;"></div>
Write-In Totals	0	0.00%	<div style="width: 0%; background-color: #95a5a6;"></div>
Total Votes Cast	151	100.00%	<div style="width: 100%; background-color: #f1c40f;"></div>
Overvotes	0		
Undervotes	19		

DEM Members of the Board of County Commissioners Vote For 2

	TOTAL	VOTE %	
Kate Delany	29	19.33%	<div style="width: 19.33%; background-color: #f1c40f;"></div>
Samuel E. Sweet	15	10.00%	<div style="width: 10.00%; background-color: #f1c40f;"></div>
Louis Cappelli Jr.	53	35.33%	<div style="width: 35.33%; background-color: #f1c40f;"></div>
Jonathan L. Young Sr.	53	35.33%	<div style="width: 35.33%; background-color: #f1c40f;"></div>
Write-In Totals	0	0.00%	<div style="width: 0%; background-color: #95a5a6;"></div>
Total Votes Cast	150	100.00%	<div style="width: 100%; background-color: #f1c40f;"></div>
Overvotes	8		
Undervotes	12		

Haddon Heights District 2

DEM Mayor Haddon Heights Borough

Vote For 1

	TOTAL	VOTE %	
Zachary Houck	76	100.00%	<div style="width: 100%; height: 10px; background-color: #f0e68c;"></div>
Write-In Totals	0	0.00%	<div style="width: 0%; height: 10px; background-color: #d3d3d3;"></div>
Total Votes Cast	76	100.00%	<div style="width: 100%; height: 10px; background-color: #f0e68c;"></div>
Overvotes	0		
Undervotes	9		

DEM Members of Council Haddon Heights Borough

Vote For 2

	TOTAL	VOTE %	
Regina Philipps	77	50.33%	<div style="width: 50.33%; height: 10px; background-color: #f0e68c;"></div>
Trisha Egbert	76	49.67%	<div style="width: 49.67%; height: 10px; background-color: #f0e68c;"></div>
Write-In Totals	0	0.00%	<div style="width: 0%; height: 10px; background-color: #d3d3d3;"></div>
Total Votes Cast	153	100.00%	<div style="width: 100%; height: 10px; background-color: #f0e68c;"></div>
Overvotes	0		
Undervotes	17		

DEM Male Members of County Committee Haddon Heights Borough

Vote For 4

	TOTAL	VOTE %	
Tom Ottoson	78	25.83%	<div style="width: 25.83%; height: 10px; background-color: #f0e68c;"></div>
Zachary Houck	74	24.50%	<div style="width: 24.50%; height: 10px; background-color: #f0e68c;"></div>
Scott Schreiber	75	24.83%	<div style="width: 24.83%; height: 10px; background-color: #f0e68c;"></div>
Michael Madden	75	24.83%	<div style="width: 24.83%; height: 10px; background-color: #f0e68c;"></div>
Write-In Totals	0	0.00%	<div style="width: 0%; height: 10px; background-color: #d3d3d3;"></div>
Total Votes Cast	302	100.00%	<div style="width: 100%; height: 10px; background-color: #f0e68c;"></div>
Overvotes	0		
Undervotes	38		

DEM Female Members of County Committee Haddon Heights Borough

Vote For 4

	TOTAL	VOTE %	
Marianne H. Cass	75	25.34%	<div style="width: 25.34%; height: 10px; background-color: #f0e68c;"></div>
Casey Orlando	76	25.68%	<div style="width: 25.68%; height: 10px; background-color: #f0e68c;"></div>
Regina Philipps	72	24.32%	<div style="width: 24.32%; height: 10px; background-color: #f0e68c;"></div>
Magdalene Johns	73	24.66%	<div style="width: 24.66%; height: 10px; background-color: #f0e68c;"></div>
Write-In Totals	0	0.00%	<div style="width: 0%; height: 10px; background-color: #d3d3d3;"></div>
Total Votes Cast	296	100.00%	<div style="width: 100%; height: 10px; background-color: #f0e68c;"></div>
Overvotes	0		
Undervotes	44		

Haddon Heights District 2

REP Member of State Senate 5th Legislative District

Vote For 1

	TOTAL	VOTE %	
Clyde E. Cook	24	100.00%	<div style="width: 100%; height: 10px; background-color: #ffc107;"></div>
Write-In Totals	0	0.00%	<div style="width: 0%; height: 10px; background-color: #6c757d;"></div>
Total Votes Cast	24	100.00%	<div style="width: 100%; height: 10px; background-color: #ffc107;"></div>
Overvotes	0		
Undervotes	0		

REP Members of the General Assembly 5th Legislative District

Vote For 2

	TOTAL	VOTE %	
Joe Miller	24	52.17%	<div style="width: 52.17%; height: 10px; background-color: #ffc107;"></div>
Yalinda Pagan	22	47.83%	<div style="width: 47.83%; height: 10px; background-color: #ffc107;"></div>
Write-In Totals	0	0.00%	<div style="width: 0%; height: 10px; background-color: #6c757d;"></div>
Total Votes Cast	46	100.00%	<div style="width: 100%; height: 10px; background-color: #ffc107;"></div>
Overvotes	0		
Undervotes	2		

REP Members of the Board of County Commissioners

Vote For 2

	TOTAL	VOTE %	
Jason Fanning	24	52.17%	<div style="width: 52.17%; height: 10px; background-color: #ffc107;"></div>
Norman C. Rebel Jr.	22	47.83%	<div style="width: 47.83%; height: 10px; background-color: #ffc107;"></div>
Write-In Totals	0	0.00%	<div style="width: 0%; height: 10px; background-color: #6c757d;"></div>
Total Votes Cast	46	100.00%	<div style="width: 100%; height: 10px; background-color: #ffc107;"></div>
Overvotes	0		
Undervotes	2		

REP Mayor Haddon Heights Borough

Vote For 1

	TOTAL	VOTE %	
Jennifer Moore	24	100.00%	<div style="width: 100%; height: 10px; background-color: #ffc107;"></div>
Write-In Totals	0	0.00%	<div style="width: 0%; height: 10px; background-color: #6c757d;"></div>
Total Votes Cast	24	100.00%	<div style="width: 100%; height: 10px; background-color: #ffc107;"></div>
Overvotes	0		
Undervotes	0		

REP Members of Council Haddon Heights Borough




Vote For 2

	TOTAL	VOTE %	
Kevin Ehret	23	52.27%	<div style="width: 52.27%; height: 10px; background-color: #ffc107;"></div>
Denise Bolognese	21	47.73%	<div style="width: 47.73%; height: 10px; background-color: #ffc107;"></div>
Write-In Totals	0	0.00%	<div style="width: 0%; height: 10px; background-color: #6c757d;"></div>
Total Votes Cast	44	100.00%	<div style="width: 100%; height: 10px; background-color: #ffc107;"></div>
Overvotes	0		
Undervotes	4		





Haddon Heights District 3

Statistics	TOTAL
Registered Voters - Total	1,038
Registered Voters - NONPARTISAN	373
Registered Voters - DEMOCRAT	471
Registered Voters - REPUBLICAN	194
Ballots Cast - Total	154
Ballots Cast - NONPARTISAN	0
Ballots Cast - DEMOCRAT	127
Ballots Cast - REPUBLICAN	27
Ballots Cast - Blank	0
Voter Turnout - Total	14.84%
Voter Turnout - NONPARTISAN	0.00%
Voter Turnout - DEMOCRAT	26.96%
Voter Turnout - REPUBLICAN	13.92%







DEM Member of State Senate 5th Legislative District Vote For 1

	TOTAL	VOTE %	
Nilsa Cruz-Perez	118	100.00%	
Write-In Totals	0	0.00%	
Total Votes Cast	118	100.00%	
Overvotes	0		
Undervotes	9		

DEM Members of the General Assembly 5th Legislative District Vote For 2

	TOTAL	VOTE %	
William F. Moen Jr.	117	50.43%	
William W. Spearman	115	49.57%	
Write-In Totals	0	0.00%	
Total Votes Cast	232	100.00%	
Overvotes	0		
Undervotes	22		

DEM Members of the Board of County Commissioners Vote For 2

	TOTAL	VOTE %	
Kate Delany	54	22.50%	
Samuel E. Sweet	39	16.25%	
Louis Cappelli Jr.	75	31.25%	
Jonathan L. Young Sr.	72	30.00%	
Write-In Totals	0	0.00%	
Total Votes Cast	240	100.00%	
Overvotes	4		
Undervotes	10		

Haddon Heights District 3

DEM Mayor Haddon Heights Borough

Vote For 1

	TOTAL	VOTE %	
Zachary Houck	121	100.00%	<div style="width: 100%; height: 10px; background-color: #f0e68c;"></div>
Write-In Totals	0	0.00%	<div style="width: 0%; height: 10px; background-color: #d3d3d3;"></div>
Total Votes Cast	121	100.00%	<div style="width: 100%; height: 10px; background-color: #f0e68c;"></div>
Overvotes	0		
Undervotes	6		

DEM Members of Council Haddon Heights Borough

Vote For 2

	TOTAL	VOTE %	
Regina Philipps	117	49.79%	<div style="width: 49.79%; height: 10px; background-color: #f0e68c;"></div>
Trisha Egbert	118	50.21%	<div style="width: 50.21%; height: 10px; background-color: #d3d3d3;"></div>
Write-In Totals	0	0.00%	<div style="width: 0%; height: 10px; background-color: #d3d3d3;"></div>
Total Votes Cast	235	100.00%	<div style="width: 100%; height: 10px; background-color: #f0e68c;"></div>
Overvotes	0		
Undervotes	19		

DEM Male Members of County Committee Haddon Heights Borough

Vote For 4

	TOTAL	VOTE %	
Tom Ottoson	120	25.64%	<div style="width: 25.64%; height: 10px; background-color: #f0e68c;"></div>
Zachary Houck	119	25.43%	<div style="width: 25.43%; height: 10px; background-color: #d3d3d3;"></div>
Scott Schreiber	114	24.36%	<div style="width: 24.36%; height: 10px; background-color: #f0e68c;"></div>
Michael Madden	115	24.57%	<div style="width: 24.57%; height: 10px; background-color: #d3d3d3;"></div>
Write-In Totals	0	0.00%	<div style="width: 0%; height: 10px; background-color: #d3d3d3;"></div>
Total Votes Cast	468	100.00%	<div style="width: 100%; height: 10px; background-color: #f0e68c;"></div>
Overvotes	0		
Undervotes	40		

DEM Female Members of County Committee Haddon Heights Borough

Vote For 4

	TOTAL	VOTE %	
Marianne H. Cass	115	25.00%	<div style="width: 25.00%; height: 10px; background-color: #f0e68c;"></div>
Casey Orlando	118	25.65%	<div style="width: 25.65%; height: 10px; background-color: #d3d3d3;"></div>
Regina Philipps	114	24.78%	<div style="width: 24.78%; height: 10px; background-color: #f0e68c;"></div>
Magdalene Johns	113	24.57%	<div style="width: 24.57%; height: 10px; background-color: #d3d3d3;"></div>
Write-In Totals	0	0.00%	<div style="width: 0%; height: 10px; background-color: #d3d3d3;"></div>
Total Votes Cast	460	100.00%	<div style="width: 100%; height: 10px; background-color: #f0e68c;"></div>
Overvotes	0		
Undervotes	48		

Haddon Heights District 3

REP Member of State Senate 5th Legislative District

Vote For 1

	TOTAL	VOTE %	
Clyde E. Cook	26	100.00%	<div style="width: 100%; height: 10px; background-color: #ffc107;"></div>
Write-In Totals	0	0.00%	<div style="width: 0%; height: 10px; background-color: #6c757d;"></div>
Total Votes Cast	26	100.00%	<div style="width: 100%; height: 10px; background-color: #ffc107;"></div>
Overvotes	0		
Undervotes	1		

REP Members of the General Assembly 5th Legislative District

Vote For 2

	TOTAL	VOTE %	
Joe Miller	26	50.00%	<div style="width: 50%; height: 10px; background-color: #ffc107;"></div>
Yalinda Pagan	26	50.00%	<div style="width: 50%; height: 10px; background-color: #ffc107;"></div>
Write-In Totals	0	0.00%	<div style="width: 0%; height: 10px; background-color: #6c757d;"></div>
Total Votes Cast	52	100.00%	<div style="width: 100%; height: 10px; background-color: #ffc107;"></div>
Overvotes	0		
Undervotes	2		

REP Members of the Board of County Commissioners

Vote For 2

	TOTAL	VOTE %	
Jason Fanning	26	50.00%	<div style="width: 50%; height: 10px; background-color: #ffc107;"></div>
Norman C. Rebel Jr.	26	50.00%	<div style="width: 50%; height: 10px; background-color: #ffc107;"></div>
Write-In Totals	0	0.00%	<div style="width: 0%; height: 10px; background-color: #6c757d;"></div>
Total Votes Cast	52	100.00%	<div style="width: 100%; height: 10px; background-color: #ffc107;"></div>
Overvotes	0		
Undervotes	2		

REP Mayor Haddon Heights Borough

Vote For 1

	TOTAL	VOTE %	
Jennifer Moore	26	100.00%	<div style="width: 100%; height: 10px; background-color: #ffc107;"></div>
Write-In Totals	0	0.00%	<div style="width: 0%; height: 10px; background-color: #6c757d;"></div>
Total Votes Cast	26	100.00%	<div style="width: 100%; height: 10px; background-color: #ffc107;"></div>
Overvotes	0		
Undervotes	1		

REP Members of Council Haddon Heights Borough




Vote For 2

	TOTAL	VOTE %	
Kevin Ehret	27	50.00%	<div style="width: 50%; height: 10px; background-color: #ffc107;"></div>
Denise Bolognese	27	50.00%	<div style="width: 50%; height: 10px; background-color: #ffc107;"></div>
Write-In Totals	0	0.00%	<div style="width: 0%; height: 10px; background-color: #6c757d;"></div>
Total Votes Cast	54	100.00%	<div style="width: 100%; height: 10px; background-color: #ffc107;"></div>
Overvotes	0		
Undervotes	0		





Haddon Heights District 4

Statistics	TOTAL
Registered Voters - Total	832
Registered Voters - NONPARTISAN	294
Registered Voters - DEMOCRAT	269
Registered Voters - REPUBLICAN	269
Ballots Cast - Total	126
Ballots Cast - NONPARTISAN	0
Ballots Cast - DEMOCRAT	99
Ballots Cast - REPUBLICAN	27
Ballots Cast - Blank	0
Voter Turnout - Total	15.14%
Voter Turnout - NONPARTISAN	0.00%
Voter Turnout - DEMOCRAT	36.80%
Voter Turnout - REPUBLICAN	10.04%







DEM Member of State Senate 5th Legislative District Vote For 1

	TOTAL	VOTE %	
Nilsa Cruz-Perez	94	100.00%	
Write-In Totals	0	0.00%	
Total Votes Cast	94	100.00%	
Overvotes	0		
Undervotes	5		

DEM Members of the General Assembly 5th Legislative District Vote For 2

	TOTAL	VOTE %	
William F. Moen Jr.	86	49.14%	
William W. Spearman	89	50.86%	
Write-In Totals	0	0.00%	
Total Votes Cast	175	100.00%	
Overvotes	0		
Undervotes	23		

DEM Members of the Board of County Commissioners Vote For 2

	TOTAL	VOTE %	
Kate Delany	26	15.12%	
Samuel E. Sweet	16	9.30%	
Louis Cappelli Jr.	63	36.63%	
Jonathan L. Young Sr.	67	38.95%	
Write-In Totals	0	0.00%	
Total Votes Cast	172	100.00%	
Overvotes	14		
Undervotes	12		

Haddon Heights District 4

DEM Mayor Haddon Heights Borough

Vote For 1

	TOTAL	VOTE %	
Zachary Houck	89	100.00%	<div style="width: 100%; height: 10px; background-color: #f0e68c;"></div>
Write-In Totals	0	0.00%	<div style="width: 0%; height: 10px; background-color: #d3d3d3;"></div>
Total Votes Cast	89	100.00%	<div style="width: 100%; height: 10px; background-color: #f0e68c;"></div>
Overvotes	0		
Undervotes	10		

DEM Members of Council Haddon Heights Borough

Vote For 2

	TOTAL	VOTE %	
Regina Philipps	94	49.74%	<div style="width: 49.74%; height: 10px; background-color: #f0e68c;"></div>
Trisha Egbert	95	50.26%	<div style="width: 50.26%; height: 10px; background-color: #d3d3d3;"></div>
Write-In Totals	0	0.00%	<div style="width: 0%; height: 10px; background-color: #d3d3d3;"></div>
Total Votes Cast	189	100.00%	<div style="width: 100%; height: 10px; background-color: #f0e68c;"></div>
Overvotes	0		
Undervotes	9		

DEM Male Members of County Committee Haddon Heights Borough

Vote For 4

	TOTAL	VOTE %	
Tom Ottoson	90	24.93%	<div style="width: 24.93%; height: 10px; background-color: #f0e68c;"></div>
Zachary Houck	91	25.21%	<div style="width: 25.21%; height: 10px; background-color: #d3d3d3;"></div>
Scott Schreiber	88	24.38%	<div style="width: 24.38%; height: 10px; background-color: #f0e68c;"></div>
Michael Madden	92	25.48%	<div style="width: 25.48%; height: 10px; background-color: #d3d3d3;"></div>
Write-In Totals	0	0.00%	<div style="width: 0%; height: 10px; background-color: #d3d3d3;"></div>
Total Votes Cast	361	100.00%	<div style="width: 100%; height: 10px; background-color: #f0e68c;"></div>
Overvotes	0		
Undervotes	35		

DEM Female Members of County Committee Haddon Heights Borough

Vote For 4

	TOTAL	VOTE %	
Marianne H. Cass	92	25.00%	<div style="width: 25.00%; height: 10px; background-color: #f0e68c;"></div>
Casey Orlando	91	24.73%	<div style="width: 24.73%; height: 10px; background-color: #d3d3d3;"></div>
Regina Philipps	92	25.00%	<div style="width: 25.00%; height: 10px; background-color: #f0e68c;"></div>
Magdalene Johns	93	25.27%	<div style="width: 25.27%; height: 10px; background-color: #d3d3d3;"></div>
Write-In Totals	0	0.00%	<div style="width: 0%; height: 10px; background-color: #d3d3d3;"></div>
Total Votes Cast	368	100.00%	<div style="width: 100%; height: 10px; background-color: #f0e68c;"></div>
Overvotes	0		
Undervotes	28		

Haddon Heights District 4

REP Member of State Senate 5th Legislative District

Vote For 1

	TOTAL	VOTE %	
Clyde E. Cook	27	100.00%	<div style="width: 100%; height: 10px; background-color: #f0e68c;"></div>
Write-In Totals	0	0.00%	<div style="width: 0%; height: 10px; background-color: #d3d3d3;"></div>
Total Votes Cast	27	100.00%	<div style="width: 100%; height: 10px; background-color: #f0e68c;"></div>
Overvotes	0		
Undervotes	0		

REP Members of the General Assembly 5th Legislative District

Vote For 2

	TOTAL	VOTE %	
Joe Miller	27	51.92%	<div style="width: 51.92%; height: 10px; background-color: #f0e68c;"></div>
Yalinda Pagan	25	48.08%	<div style="width: 48.08%; height: 10px; background-color: #d3d3d3;"></div>
Write-In Totals	0	0.00%	<div style="width: 0%; height: 10px; background-color: #d3d3d3;"></div>
Total Votes Cast	52	100.00%	<div style="width: 100%; height: 10px; background-color: #f0e68c;"></div>
Overvotes	0		
Undervotes	2		

REP Members of the Board of County Commissioners

Vote For 2

	TOTAL	VOTE %	
Jason Fanning	27	51.92%	<div style="width: 51.92%; height: 10px; background-color: #f0e68c;"></div>
Norman C. Rebel Jr.	25	48.08%	<div style="width: 48.08%; height: 10px; background-color: #d3d3d3;"></div>
Write-In Totals	0	0.00%	<div style="width: 0%; height: 10px; background-color: #d3d3d3;"></div>
Total Votes Cast	52	100.00%	<div style="width: 100%; height: 10px; background-color: #f0e68c;"></div>
Overvotes	0		
Undervotes	2		

REP Mayor Haddon Heights Borough

Vote For 1

	TOTAL	VOTE %	
Jennifer Moore	27	100.00%	<div style="width: 100%; height: 10px; background-color: #f0e68c;"></div>
Write-In Totals	0	0.00%	<div style="width: 0%; height: 10px; background-color: #d3d3d3;"></div>
Total Votes Cast	27	100.00%	<div style="width: 100%; height: 10px; background-color: #f0e68c;"></div>
Overvotes	0		
Undervotes	0		

REP Members of Council Haddon Heights Borough




Vote For 2

	TOTAL	VOTE %	
Kevin Ehret	27	51.92%	<div style="width: 51.92%; height: 10px; background-color: #f0e68c;"></div>
Denise Bolognese	25	48.08%	<div style="width: 48.08%; height: 10px; background-color: #d3d3d3;"></div>
Write-In Totals	0	0.00%	<div style="width: 0%; height: 10px; background-color: #d3d3d3;"></div>
Total Votes Cast	52	100.00%	<div style="width: 100%; height: 10px; background-color: #f0e68c;"></div>
Overvotes	0		
Undervotes	2		





Haddon Heights District 5

Statistics	TOTAL
Registered Voters - Total	735
Registered Voters - NONPARTISAN	263
Registered Voters - DEMOCRAT	244
Registered Voters - REPUBLICAN	228
Ballots Cast - Total	146
Ballots Cast - NONPARTISAN	0
Ballots Cast - DEMOCRAT	116
Ballots Cast - REPUBLICAN	30
Ballots Cast - Blank	0
Voter Turnout - Total	19.86%
Voter Turnout - NONPARTISAN	0.00%
Voter Turnout - DEMOCRAT	47.54%
Voter Turnout - REPUBLICAN	13.16%







DEM Member of State Senate 5th Legislative District Vote For 1

	TOTAL	VOTE %	
Nilsa Cruz-Perez	109	100.00%	
Write-In Totals	0	0.00%	
Total Votes Cast	109	100.00%	
Overvotes	1		
Undervotes	6		

DEM Members of the General Assembly 5th Legislative District Vote For 2

	TOTAL	VOTE %	
William F. Moen Jr.	107	50.23%	
William W. Spearman	106	49.77%	
Write-In Totals	0	0.00%	
Total Votes Cast	213	100.00%	
Overvotes	2		
Undervotes	17		

DEM Members of the Board of County Commissioners Vote For 2

	TOTAL	VOTE %	
Kate Delany	44	19.91%	
Samuel E. Sweet	34	15.38%	
Louis Cappelli Jr.	79	35.75%	
Jonathan L. Young Sr.	64	28.96%	
Write-In Totals	0	0.00%	
Total Votes Cast	221	100.00%	
Overvotes	0		
Undervotes	11		

Haddon Heights District 5

DEM Mayor Haddon Heights Borough

Vote For 1

	TOTAL	VOTE %	
Zachary Houck	112	100.00%	<div style="width: 100%; height: 10px; background-color: #f0e68c;"></div>
Write-In Totals	0	0.00%	<div style="width: 0%; height: 10px; background-color: #d3d3d3;"></div>
Total Votes Cast	112	100.00%	<div style="width: 100%; height: 10px; background-color: #f0e68c;"></div>
Overvotes	0		
Undervotes	4		

DEM Members of Council Haddon Heights Borough

Vote For 2

	TOTAL	VOTE %	
Regina Philipps	108	50.00%	<div style="width: 50%; height: 10px; background-color: #f0e68c;"></div>
Trisha Egbert	108	50.00%	<div style="width: 50%; height: 10px; background-color: #f0e68c;"></div>
Write-In Totals	0	0.00%	<div style="width: 0%; height: 10px; background-color: #d3d3d3;"></div>
Total Votes Cast	216	100.00%	<div style="width: 100%; height: 10px; background-color: #f0e68c;"></div>
Overvotes	0		
Undervotes	16		

DEM Male Members of County Committee Haddon Heights Borough

Vote For 4

	TOTAL	VOTE %	
Tom Ottoson	108	24.88%	<div style="width: 24.88%; height: 10px; background-color: #f0e68c;"></div>
Zachary Houck	110	25.35%	<div style="width: 25.35%; height: 10px; background-color: #f0e68c;"></div>
Scott Schreiber	108	24.88%	<div style="width: 24.88%; height: 10px; background-color: #f0e68c;"></div>
Michael Madden	108	24.88%	<div style="width: 24.88%; height: 10px; background-color: #f0e68c;"></div>
Write-In Totals	0	0.00%	<div style="width: 0%; height: 10px; background-color: #d3d3d3;"></div>
Total Votes Cast	434	100.00%	<div style="width: 100%; height: 10px; background-color: #f0e68c;"></div>
Overvotes	0		
Undervotes	30		

DEM Female Members of County Committee Haddon Heights Borough

Vote For 4

	TOTAL	VOTE %	
Marianne H. Cass	109	25.17%	<div style="width: 25.17%; height: 10px; background-color: #f0e68c;"></div>
Casey Orlando	106	24.48%	<div style="width: 24.48%; height: 10px; background-color: #f0e68c;"></div>
Regina Philipps	110	25.40%	<div style="width: 25.40%; height: 10px; background-color: #f0e68c;"></div>
Magdalene Johns	108	24.94%	<div style="width: 24.94%; height: 10px; background-color: #f0e68c;"></div>
Write-In Totals	0	0.00%	<div style="width: 0%; height: 10px; background-color: #d3d3d3;"></div>
Total Votes Cast	433	100.00%	<div style="width: 100%; height: 10px; background-color: #f0e68c;"></div>
Overvotes	0		
Undervotes	31		

Haddon Heights District 5

REP Member of State Senate 5th Legislative District

Vote For 1

	TOTAL	VOTE %	
Clyde E. Cook	29	100.00%	<div style="width: 100%; height: 10px; background-color: #ffc107;"></div>
Write-In Totals	0	0.00%	<div style="width: 0%; height: 10px; background-color: #6c757d;"></div>
Total Votes Cast	29	100.00%	<div style="width: 100%; height: 10px; background-color: #ffc107;"></div>
Overvotes	0		
Undervotes	1		

REP Members of the General Assembly 5th Legislative District

Vote For 2

	TOTAL	VOTE %	
Joe Miller	28	49.12%	<div style="width: 49.12%; height: 10px; background-color: #ffc107;"></div>
Yalinda Pagan	29	50.88%	<div style="width: 50.88%; height: 10px; background-color: #ffc107;"></div>
Write-In Totals	0	0.00%	<div style="width: 0%; height: 10px; background-color: #6c757d;"></div>
Total Votes Cast	57	100.00%	<div style="width: 100%; height: 10px; background-color: #ffc107;"></div>
Overvotes	0		
Undervotes	3		

REP Members of the Board of County Commissioners

Vote For 2

	TOTAL	VOTE %	
Jason Fanning	29	50.88%	<div style="width: 50.88%; height: 10px; background-color: #ffc107;"></div>
Norman C. Rebel Jr.	28	49.12%	<div style="width: 49.12%; height: 10px; background-color: #ffc107;"></div>
Write-In Totals	0	0.00%	<div style="width: 0%; height: 10px; background-color: #6c757d;"></div>
Total Votes Cast	57	100.00%	<div style="width: 100%; height: 10px; background-color: #ffc107;"></div>
Overvotes	0		
Undervotes	3		

REP Mayor Haddon Heights Borough

Vote For 1

	TOTAL	VOTE %	
Jennifer Moore	29	100.00%	<div style="width: 100%; height: 10px; background-color: #ffc107;"></div>
Write-In Totals	0	0.00%	<div style="width: 0%; height: 10px; background-color: #6c757d;"></div>
Total Votes Cast	29	100.00%	<div style="width: 100%; height: 10px; background-color: #ffc107;"></div>
Overvotes	0		
Undervotes	1		

REP Members of Council Haddon Heights Borough




Vote For 2

	TOTAL	VOTE %	
Kevin Ehret	29	49.15%	<div style="width: 49.15%; height: 10px; background-color: #ffc107;"></div>
Denise Bolognese	30	50.85%	<div style="width: 50.85%; height: 10px; background-color: #ffc107;"></div>
Write-In Totals	0	0.00%	<div style="width: 0%; height: 10px; background-color: #6c757d;"></div>
Total Votes Cast	59	100.00%	<div style="width: 100%; height: 10px; background-color: #ffc107;"></div>
Overvotes	0		
Undervotes	1		





Haddon Heights District 6

Statistics	TOTAL
Registered Voters - Total	1,016
Registered Voters - NONPARTISAN	320
Registered Voters - DEMOCRAT	458
Registered Voters - REPUBLICAN	238
Ballots Cast - Total	185
Ballots Cast - NONPARTISAN	0
Ballots Cast - DEMOCRAT	127
Ballots Cast - REPUBLICAN	58
Ballots Cast - Blank	0
Voter Turnout - Total	18.21%
Voter Turnout - NONPARTISAN	0.00%
Voter Turnout - DEMOCRAT	27.73%
Voter Turnout - REPUBLICAN	24.37%







DEM Member of State Senate 5th Legislative District Vote For 1

	TOTAL	VOTE %	
Nilsa Cruz-Perez	120	100.00%	
Write-In Totals	0	0.00%	
Total Votes Cast	120	100.00%	
Overvotes	0		
Undervotes	7		

DEM Members of the General Assembly 5th Legislative District Vote For 2

	TOTAL	VOTE %	
William F. Moen Jr.	119	50.42%	
William W. Spearman	117	49.58%	
Write-In Totals	0	0.00%	
Total Votes Cast	236	100.00%	
Overvotes	0		
Undervotes	18		

DEM Members of the Board of County Commissioners Vote For 2

	TOTAL	VOTE %	
Kate Delany	44	18.80%	
Samuel E. Sweet	33	14.10%	
Louis Cappelli Jr.	83	35.47%	
Jonathan L. Young Sr.	74	31.62%	
Write-In Totals	0	0.00%	
Total Votes Cast	234	100.00%	
Overvotes	6		
Undervotes	14		

Haddon Heights District 6

DEM Mayor Haddon Heights Borough

Vote For 1

	TOTAL	VOTE %	
Zachary Houck	122	100.00%	<div style="width: 100%; height: 10px; background-color: #f0e68c;"></div>
Write-In Totals	0	0.00%	<div style="width: 0%; height: 10px; background-color: #d3d3d3;"></div>
Total Votes Cast	122	100.00%	<div style="width: 100%; height: 10px; background-color: #f0e68c;"></div>
Overvotes	0		
Undervotes	5		

DEM Members of Council Haddon Heights Borough

Vote For 2

	TOTAL	VOTE %	
Regina Philipps	120	50.42%	<div style="width: 50.42%; height: 10px; background-color: #f0e68c;"></div>
Trisha Egbert	118	49.58%	<div style="width: 49.58%; height: 10px; background-color: #f0e68c;"></div>
Write-In Totals	0	0.00%	<div style="width: 0%; height: 10px; background-color: #d3d3d3;"></div>
Total Votes Cast	238	100.00%	<div style="width: 100%; height: 10px; background-color: #f0e68c;"></div>
Overvotes	0		
Undervotes	16		

DEM Male Members of County Committee Haddon Heights Borough

Vote For 4

	TOTAL	VOTE %	
Tom Ottoson	115	24.52%	<div style="width: 24.52%; height: 10px; background-color: #f0e68c;"></div>
Zachary Houck	124	26.44%	<div style="width: 26.44%; height: 10px; background-color: #f0e68c;"></div>
Scott Schreiber	117	24.95%	<div style="width: 24.95%; height: 10px; background-color: #f0e68c;"></div>
Michael Madden	113	24.09%	<div style="width: 24.09%; height: 10px; background-color: #f0e68c;"></div>
Write-In Totals	0	0.00%	<div style="width: 0%; height: 10px; background-color: #d3d3d3;"></div>
Total Votes Cast	469	100.00%	<div style="width: 100%; height: 10px; background-color: #f0e68c;"></div>
Overvotes	0		
Undervotes	39		

DEM Female Members of County Committee Haddon Heights Borough

Vote For 4

	TOTAL	VOTE %	
Marianne H. Cass	118	25.00%	<div style="width: 25.00%; height: 10px; background-color: #f0e68c;"></div>
Casey Orlando	118	25.00%	<div style="width: 25.00%; height: 10px; background-color: #f0e68c;"></div>
Regina Philipps	119	25.21%	<div style="width: 25.21%; height: 10px; background-color: #f0e68c;"></div>
Magdalene Johns	117	24.79%	<div style="width: 24.79%; height: 10px; background-color: #f0e68c;"></div>
Write-In Totals	0	0.00%	<div style="width: 0%; height: 10px; background-color: #d3d3d3;"></div>
Total Votes Cast	472	100.00%	<div style="width: 100%; height: 10px; background-color: #f0e68c;"></div>
Overvotes	0		
Undervotes	36		

Haddon Heights District 6

REP Member of State Senate 5th Legislative District

Vote For 1

	TOTAL	VOTE %	
Clyde E. Cook	56	98.25%	<div style="width: 98.25%;"><div style="width: 98.25%;"></div></div>
Write-In Totals	1	1.75%	<div style="width: 1.75%;"><div style="width: 1.75%;"></div></div>
Total Votes Cast	57	100.00%	<div style="width: 100.00%;"><div style="width: 100.00%;"></div></div>
Overvotes	0		
Undervotes	1		

REP Members of the General Assembly 5th Legislative District

Vote For 2

	TOTAL	VOTE %	
Joe Miller	55	49.11%	<div style="width: 49.11%;"><div style="width: 49.11%;"></div></div>
Yalinda Pagan	55	49.11%	<div style="width: 49.11%;"><div style="width: 49.11%;"></div></div>
Write-In Totals	2	1.79%	<div style="width: 1.79%;"><div style="width: 1.79%;"></div></div>
Total Votes Cast	112	100.00%	<div style="width: 100.00%;"><div style="width: 100.00%;"></div></div>
Overvotes	0		
Undervotes	4		

REP Members of the Board of County Commissioners

Vote For 2

	TOTAL	VOTE %	
Jason Fanning	54	49.54%	<div style="width: 49.54%;"><div style="width: 49.54%;"></div></div>
Norman C. Rebel Jr.	53	48.62%	<div style="width: 48.62%;"><div style="width: 48.62%;"></div></div>
Write-In Totals	2	1.83%	<div style="width: 1.83%;"><div style="width: 1.83%;"></div></div>
Total Votes Cast	109	100.00%	<div style="width: 100.00%;"><div style="width: 100.00%;"></div></div>
Overvotes	0		
Undervotes	7		

REP Mayor Haddon Heights Borough

Vote For 1

	TOTAL	VOTE %	
Jennifer Moore	57	98.28%	<div style="width: 98.28%;"><div style="width: 98.28%;"></div></div>
Write-In Totals	1	1.72%	<div style="width: 1.72%;"><div style="width: 1.72%;"></div></div>
Total Votes Cast	58	100.00%	<div style="width: 100.00%;"><div style="width: 100.00%;"></div></div>
Overvotes	0		
Undervotes	0		

REP Members of Council Haddon Heights Borough




Vote For 2

	TOTAL	VOTE %	
Kevin Ehret	54	47.79%	<div style="width: 47.79%;"><div style="width: 47.79%;"></div></div>
Denise Bolognese	57	50.44%	<div style="width: 50.44%;"><div style="width: 50.44%;"></div></div>
Write-In Totals	2	1.77%	<div style="width: 1.77%;"><div style="width: 1.77%;"></div></div>
Total Votes Cast	113	100.00%	<div style="width: 100.00%;"><div style="width: 100.00%;"></div></div>
Overvotes	0		
Undervotes	3		





Haddon Heights District 7

Statistics	TOTAL
Registered Voters - Total	976
Registered Voters - NONPARTISAN	283
Registered Voters - DEMOCRAT	529
Registered Voters - REPUBLICAN	164
Ballots Cast - Total	117
Ballots Cast - NONPARTISAN	0
Ballots Cast - DEMOCRAT	85
Ballots Cast - REPUBLICAN	32
Ballots Cast - Blank	0
Voter Turnout - Total	11.99%
Voter Turnout - NONPARTISAN	0.00%
Voter Turnout - DEMOCRAT	16.07%
Voter Turnout - REPUBLICAN	19.51%







DEM Member of State Senate 5th Legislative District Vote For 1

	TOTAL	VOTE %	
Nilsa Cruz-Perez	82	100.00%	
Write-In Totals	0	0.00%	
Total Votes Cast	82	100.00%	
Overvotes	0		
Undervotes	3		

DEM Members of the General Assembly 5th Legislative District Vote For 2

	TOTAL	VOTE %	
William F. Moen Jr.	80	50.96%	
William W. Spearman	77	49.04%	
Write-In Totals	0	0.00%	
Total Votes Cast	157	100.00%	
Overvotes	0		
Undervotes	13		

DEM Members of the Board of County Commissioners Vote For 2

	TOTAL	VOTE %	
Kate Delany	25	15.92%	
Samuel E. Sweet	16	10.19%	
Louis Cappelli Jr.	63	40.13%	
Jonathan L. Young Sr.	53	33.76%	
Write-In Totals	0	0.00%	
Total Votes Cast	157	100.00%	
Overvotes	2		
Undervotes	11		

Haddon Heights District 7

DEM Mayor Haddon Heights Borough

Vote For 1

	TOTAL	VOTE %	
Zachary Houck	80	100.00%	<div style="width: 100%; height: 10px; background-color: #f0e68c;"></div>
Write-In Totals	0	0.00%	<div style="width: 0%; height: 10px; background-color: #d3d3d3;"></div>
Total Votes Cast	80	100.00%	<div style="width: 100%; height: 10px; background-color: #f0e68c;"></div>
Overvotes	0		
Undervotes	5		

DEM Members of Council Haddon Heights Borough

Vote For 2

	TOTAL	VOTE %	
Regina Philipps	82	50.31%	<div style="width: 50.31%; height: 10px; background-color: #f0e68c;"></div>
Trisha Egbert	81	49.69%	<div style="width: 49.69%; height: 10px; background-color: #f0e68c;"></div>
Write-In Totals	0	0.00%	<div style="width: 0%; height: 10px; background-color: #d3d3d3;"></div>
Total Votes Cast	163	100.00%	<div style="width: 100%; height: 10px; background-color: #f0e68c;"></div>
Overvotes	0		
Undervotes	7		

DEM Male Members of County Committee Haddon Heights Borough

Vote For 4

	TOTAL	VOTE %	
Tom Ottoson	78	24.61%	<div style="width: 24.61%; height: 10px; background-color: #f0e68c;"></div>
Zachary Houck	81	25.55%	<div style="width: 25.55%; height: 10px; background-color: #f0e68c;"></div>
Scott Schreiber	79	24.92%	<div style="width: 24.92%; height: 10px; background-color: #f0e68c;"></div>
Michael Madden	79	24.92%	<div style="width: 24.92%; height: 10px; background-color: #f0e68c;"></div>
Write-In Totals	0	0.00%	<div style="width: 0%; height: 10px; background-color: #d3d3d3;"></div>
Total Votes Cast	317	100.00%	<div style="width: 100%; height: 10px; background-color: #f0e68c;"></div>
Overvotes	0		
Undervotes	23		

DEM Female Members of County Committee Haddon Heights Borough

Vote For 4

	TOTAL	VOTE %	
Marianne H. Cass	82	25.71%	<div style="width: 25.71%; height: 10px; background-color: #f0e68c;"></div>
Casey Orlando	80	25.08%	<div style="width: 25.08%; height: 10px; background-color: #f0e68c;"></div>
Regina Philipps	79	24.76%	<div style="width: 24.76%; height: 10px; background-color: #f0e68c;"></div>
Magdalene Johns	78	24.45%	<div style="width: 24.45%; height: 10px; background-color: #f0e68c;"></div>
Write-In Totals	0	0.00%	<div style="width: 0%; height: 10px; background-color: #d3d3d3;"></div>
Total Votes Cast	319	100.00%	<div style="width: 100%; height: 10px; background-color: #f0e68c;"></div>
Overvotes	0		
Undervotes	21		

Haddon Heights District 7

REP Member of State Senate 5th Legislative District

Vote For 1

	TOTAL	VOTE %	
Clyde E. Cook	27	100.00%	<div style="width: 100%; height: 10px; background-color: #ffc107;"></div>
Write-In Totals	0	0.00%	<div style="width: 0%; height: 10px; background-color: #6c757d;"></div>
Total Votes Cast	27	100.00%	<div style="width: 100%; height: 10px; background-color: #ffc107;"></div>
Overvotes	0		
Undervotes	5		

REP Members of the General Assembly 5th Legislative District

Vote For 2

	TOTAL	VOTE %	
Joe Miller	28	51.85%	<div style="width: 51.85%; height: 10px; background-color: #ffc107;"></div>
Yalinda Pagan	26	48.15%	<div style="width: 48.15%; height: 10px; background-color: #ffc107;"></div>
Write-In Totals	0	0.00%	<div style="width: 0%; height: 10px; background-color: #6c757d;"></div>
Total Votes Cast	54	100.00%	<div style="width: 100%; height: 10px; background-color: #ffc107;"></div>
Overvotes	0		
Undervotes	10		

REP Members of the Board of County Commissioners

Vote For 2

	TOTAL	VOTE %	
Jason Fanning	28	50.00%	<div style="width: 50%; height: 10px; background-color: #ffc107;"></div>
Norman C. Rebel Jr.	28	50.00%	<div style="width: 50%; height: 10px; background-color: #ffc107;"></div>
Write-In Totals	0	0.00%	<div style="width: 0%; height: 10px; background-color: #6c757d;"></div>
Total Votes Cast	56	100.00%	<div style="width: 100%; height: 10px; background-color: #ffc107;"></div>
Overvotes	0		
Undervotes	8		

REP Mayor Haddon Heights Borough

Vote For 1

	TOTAL	VOTE %	
Jennifer Moore	30	100.00%	<div style="width: 100%; height: 10px; background-color: #ffc107;"></div>
Write-In Totals	0	0.00%	<div style="width: 0%; height: 10px; background-color: #6c757d;"></div>
Total Votes Cast	30	100.00%	<div style="width: 100%; height: 10px; background-color: #ffc107;"></div>
Overvotes	0		
Undervotes	2		

REP Members of Council Haddon Heights Borough




Vote For 2

	TOTAL	VOTE %	
Kevin Ehret	30	50.00%	<div style="width: 50%; height: 10px; background-color: #ffc107;"></div>
Denise Bolognese	30	50.00%	<div style="width: 50%; height: 10px; background-color: #ffc107;"></div>
Write-In Totals	0	0.00%	<div style="width: 0%; height: 10px; background-color: #6c757d;"></div>
Total Votes Cast	60	100.00%	<div style="width: 100%; height: 10px; background-color: #ffc107;"></div>
Overvotes	0		
Undervotes	4		





Haddon Twp District 1

Statistics	TOTAL
Registered Voters - Total	1,103
Registered Voters - NONPARTISAN	341
Registered Voters - DEMOCRAT	524
Registered Voters - REPUBLICAN	238
Ballots Cast - Total	109
Ballots Cast - NONPARTISAN	0
Ballots Cast - DEMOCRAT	86
Ballots Cast - REPUBLICAN	23
Ballots Cast - Blank	0
Voter Turnout - Total	9.88%
Voter Turnout - NONPARTISAN	0.00%
Voter Turnout - DEMOCRAT	16.41%
Voter Turnout - REPUBLICAN	9.66%







DEM Member of State Senate 6th Legislative District Vote For 1

	TOTAL	VOTE %	
James Beach	83	100.00%	
Write-In Totals	0	0.00%	
Total Votes Cast	83	100.00%	
Overvotes	0		
Undervotes	3		

DEM Members of the General Assembly 6th Legislative District Vote For 2

	TOTAL	VOTE %	
Louis D. Greenwald	80	49.08%	
Pamela R. Lampitt	83	50.92%	
Write-In Totals	0	0.00%	
Total Votes Cast	163	100.00%	
Overvotes	0		
Undervotes	9		

DEM Members of the Board of County Commissioners Vote For 2

	TOTAL	VOTE %	
Kate Delany	29	17.79%	
Samuel E. Sweet	19	11.66%	
Louis Cappelli Jr.	58	35.58%	
Jonathan L. Young Sr.	57	34.97%	
Write-In Totals	0	0.00%	
Total Votes Cast	163	100.00%	
Overvotes	8		
Undervotes	1		

Haddon Twp District 1

DEM Members of County Committee Haddon Township

Vote For 1

	TOTAL	VOTE %	
Cam Co Dem Comm Inc	78	100.00%	<div style="width: 100%; height: 10px; background-color: #f0e68c;"></div>
Total Votes Cast	78	100.00%	<div style="width: 100%; height: 10px; background-color: #f0e68c;"></div>
Overvotes	0		
Undervotes	8		

REP Member of State Senate 6th Legislative District

Vote For 1

	TOTAL	VOTE %	
NO PETITION FILED	0	0.00%	<div style="width: 0%; height: 10px; background-color: #d3d3d3;"></div>
Write-In Totals	2	100.00%	<div style="width: 100%; height: 10px; background-color: #f0e68c;"></div>
Total Votes Cast	2	100.00%	<div style="width: 100%; height: 10px; background-color: #f0e68c;"></div>
Overvotes	0		
Undervotes	21		

REP Members of the General Assembly 6th Legislative District

Vote For 2

	TOTAL	VOTE %	
Daniel M. Kenny	23	50.00%	<div style="width: 50%; height: 10px; background-color: #f0e68c;"></div>
Danielle M. Barry	23	50.00%	<div style="width: 50%; height: 10px; background-color: #f0e68c;"></div>
Write-In Totals	0	0.00%	<div style="width: 0%; height: 10px; background-color: #d3d3d3;"></div>
Total Votes Cast	46	100.00%	<div style="width: 100%; height: 10px; background-color: #f0e68c;"></div>
Overvotes	0		
Undervotes	0		

REP Members of the Board of County Commissioners




Vote For 2

	TOTAL	VOTE %	
Jason Fanning	23	50.00%	<div style="width: 50%; height: 10px; background-color: #f0e68c;"></div>
Norman C. Rebel Jr.	23	50.00%	<div style="width: 50%; height: 10px; background-color: #f0e68c;"></div>
Write-In Totals	0	0.00%	<div style="width: 0%; height: 10px; background-color: #d3d3d3;"></div>
Total Votes Cast	46	100.00%	<div style="width: 100%; height: 10px; background-color: #f0e68c;"></div>
Overvotes	0		
Undervotes	0		





Haddon Twp District 2

Statistics	TOTAL
Registered Voters - Total	1,242
Registered Voters - NONPARTISAN	420
Registered Voters - DEMOCRAT	568
Registered Voters - REPUBLICAN	254
Ballots Cast - Total	93
Ballots Cast - NONPARTISAN	0
Ballots Cast - DEMOCRAT	73
Ballots Cast - REPUBLICAN	20
Ballots Cast - Blank	0
Voter Turnout - Total	7.49%
Voter Turnout - NONPARTISAN	0.00%
Voter Turnout - DEMOCRAT	12.85%
Voter Turnout - REPUBLICAN	7.87%







DEM Member of State Senate 6th Legislative District Vote For 1

	TOTAL	VOTE %	
James Beach	65	100.00%	
Write-In Totals	0	0.00%	
Total Votes Cast	65	100.00%	
Overvotes	0		
Undervotes	8		

DEM Members of the General Assembly 6th Legislative District Vote For 2

	TOTAL	VOTE %	
Louis D. Greenwald	64	50.39%	
Pamela R. Lampitt	63	49.61%	
Write-In Totals	0	0.00%	
Total Votes Cast	127	100.00%	
Overvotes	0		
Undervotes	19		

DEM Members of the Board of County Commissioners Vote For 2

	TOTAL	VOTE %	
Kate Delany	28	21.54%	
Samuel E. Sweet	18	13.85%	
Louis Cappelli Jr.	46	35.38%	
Jonathan L. Young Sr.	38	29.23%	
Write-In Totals	0	0.00%	
Total Votes Cast	130	100.00%	
Overvotes	2		
Undervotes	14		

Haddon Twp District 2

DEM Members of County Committee Haddon Township

Vote For 1

	TOTAL	VOTE %	
Cam Co Dem Comm Inc	60	100.00%	<div style="width: 100%; height: 10px; background-color: #f0e68c;"></div>
Total Votes Cast	60	100.00%	<div style="width: 100%; height: 10px; background-color: #f0e68c;"></div>
Overvotes	0		
Undervotes	13		

REP Member of State Senate 6th Legislative District

Vote For 1

	TOTAL	VOTE %	
NO PETITION FILED	0	0.00%	<div style="width: 0%; height: 10px; background-color: #d3d3d3;"></div>
Write-In Totals	2	100.00%	<div style="width: 100%; height: 10px; background-color: #f0e68c;"></div>
Total Votes Cast	2	100.00%	<div style="width: 100%; height: 10px; background-color: #f0e68c;"></div>
Overvotes	0		
Undervotes	18		

REP Members of the General Assembly 6th Legislative District

Vote For 2

	TOTAL	VOTE %	
Daniel M. Kenny	20	50.00%	<div style="width: 50%; height: 10px; background-color: #f0e68c;"></div>
Danielle M. Barry	20	50.00%	<div style="width: 50%; height: 10px; background-color: #f0e68c;"></div>
Write-In Totals	0	0.00%	<div style="width: 0%; height: 10px; background-color: #d3d3d3;"></div>
Total Votes Cast	40	100.00%	<div style="width: 100%; height: 10px; background-color: #f0e68c;"></div>
Overvotes	0		
Undervotes	0		

REP Members of the Board of County Commissioners




Vote For 2

	TOTAL	VOTE %	
Jason Fanning	20	50.00%	<div style="width: 50%; height: 10px; background-color: #f0e68c;"></div>
Norman C. Rebel Jr.	20	50.00%	<div style="width: 50%; height: 10px; background-color: #f0e68c;"></div>
Write-In Totals	0	0.00%	<div style="width: 0%; height: 10px; background-color: #d3d3d3;"></div>
Total Votes Cast	40	100.00%	<div style="width: 100%; height: 10px; background-color: #f0e68c;"></div>
Overvotes	0		
Undervotes	0		





Haddon Twp District 3

Statistics	TOTAL
Registered Voters - Total	884
Registered Voters - NONPARTISAN	317
Registered Voters - DEMOCRAT	358
Registered Voters - REPUBLICAN	209
Ballots Cast - Total	127
Ballots Cast - NONPARTISAN	0
Ballots Cast - DEMOCRAT	102
Ballots Cast - REPUBLICAN	25
Ballots Cast - Blank	0
Voter Turnout - Total	14.37%
Voter Turnout - NONPARTISAN	0.00%
Voter Turnout - DEMOCRAT	28.49%
Voter Turnout - REPUBLICAN	11.96%







DEM Member of State Senate 6th Legislative District Vote For 1

	TOTAL	VOTE %	
James Beach	96	100.00%	
Write-In Totals	0	0.00%	
Total Votes Cast	96	100.00%	
Overvotes	0		
Undervotes	6		

DEM Members of the General Assembly 6th Legislative District Vote For 2

	TOTAL	VOTE %	
Louis D. Greenwald	94	50.27%	
Pamela R. Lampitt	93	49.73%	
Write-In Totals	0	0.00%	
Total Votes Cast	187	100.00%	
Overvotes	0		
Undervotes	17		

DEM Members of the Board of County Commissioners Vote For 2

	TOTAL	VOTE %	
Kate Delany	34	17.00%	
Samuel E. Sweet	27	13.50%	
Louis Cappelli Jr.	71	35.50%	
Jonathan L. Young Sr.	68	34.00%	
Write-In Totals	0	0.00%	
Total Votes Cast	200	100.00%	
Overvotes	2		
Undervotes	2		

Haddon Twp District 3

DEM Members of County Committee Haddon Township

Vote For 1

	TOTAL	VOTE %	
Cam Co Dem Comm Inc	89	100.00%	<div style="width: 100%; height: 10px; background-color: #f0e68c;"></div>
Total Votes Cast	89	100.00%	<div style="width: 100%; height: 10px; background-color: #f0e68c;"></div>
Overvotes	0		
Undervotes	13		

REP Member of State Senate 6th Legislative District

Vote For 1

	TOTAL	VOTE %	
NO PETITION FILED	0		
Write-In Totals	0		
Total Votes Cast	0		
Overvotes	0		
Undervotes	25		

REP Members of the General Assembly 6th Legislative District

Vote For 2

	TOTAL	VOTE %	
Daniel M. Kenny	25	51.02%	<div style="width: 51.02%; height: 10px; background-color: #f0e68c;"></div>
Danielle M. Barry	24	48.98%	<div style="width: 48.98%; height: 10px; background-color: #f0e68c;"></div>
Write-In Totals	0	0.00%	<div style="width: 0%; height: 10px; background-color: #f0e68c;"></div>
Total Votes Cast	49	100.00%	<div style="width: 100%; height: 10px; background-color: #f0e68c;"></div>
Overvotes	0		
Undervotes	1		

REP Members of the Board of County Commissioners




Vote For 2

	TOTAL	VOTE %	
Jason Fanning	24	50.00%	<div style="width: 50.00%; height: 10px; background-color: #f0e68c;"></div>
Norman C. Rebel Jr.	24	50.00%	<div style="width: 50.00%; height: 10px; background-color: #f0e68c;"></div>
Write-In Totals	0	0.00%	<div style="width: 0%; height: 10px; background-color: #f0e68c;"></div>
Total Votes Cast	48	100.00%	<div style="width: 100%; height: 10px; background-color: #f0e68c;"></div>
Overvotes	0		
Undervotes	2		





Haddon Twp District 4

Statistics	TOTAL
Registered Voters - Total	827
Registered Voters - NONPARTISAN	259
Registered Voters - DEMOCRAT	388
Registered Voters - REPUBLICAN	180
Ballots Cast - Total	68
Ballots Cast - NONPARTISAN	0
Ballots Cast - DEMOCRAT	51
Ballots Cast - REPUBLICAN	17
Ballots Cast - Blank	1
Voter Turnout - Total	8.22%
Voter Turnout - NONPARTISAN	0.00%
Voter Turnout - DEMOCRAT	13.14%
Voter Turnout - REPUBLICAN	9.44%







DEM Member of State Senate 6th Legislative District Vote For 1

	TOTAL	VOTE %	
James Beach	48	100.00%	
Write-In Totals	0	0.00%	
Total Votes Cast	48	100.00%	
Overvotes	0		
Undervotes	3		

DEM Members of the General Assembly 6th Legislative District Vote For 2

	TOTAL	VOTE %	
Louis D. Greenwald	47	52.81%	
Pamela R. Lampitt	42	47.19%	
Write-In Totals	0	0.00%	
Total Votes Cast	89	100.00%	
Overvotes	0		
Undervotes	13		

DEM Members of the Board of County Commissioners Vote For 2

	TOTAL	VOTE %	
Kate Delany	17	18.28%	
Samuel E. Sweet	12	12.90%	
Louis Cappelli Jr.	31	33.33%	
Jonathan L. Young Sr.	33	35.48%	
Write-In Totals	0	0.00%	
Total Votes Cast	93	100.00%	
Overvotes	4		
Undervotes	5		

Haddon Twp District 4

DEM Members of County Committee Haddon Township

Vote For 1

	TOTAL	VOTE %	
Cam Co Dem Comm Inc	41	100.00%	<div style="width: 100%; height: 10px; background-color: #f0e68c;"></div>
Total Votes Cast	41	100.00%	<div style="width: 100%; height: 10px; background-color: #f0e68c;"></div>
Overvotes	0		
Undervotes	10		

REP Member of State Senate 6th Legislative District

Vote For 1

	TOTAL	VOTE %	
NO PETITION FILED	0	0.00%	<div style="width: 0%; height: 10px; background-color: #d3d3d3;"></div>
Write-In Totals	2	100.00%	<div style="width: 100%; height: 10px; background-color: #f0e68c;"></div>
Total Votes Cast	2	100.00%	<div style="width: 100%; height: 10px; background-color: #f0e68c;"></div>
Overvotes	0		
Undervotes	15		

REP Members of the General Assembly 6th Legislative District

Vote For 2

	TOTAL	VOTE %	
Daniel M. Kenny	16	50.00%	<div style="width: 50%; height: 10px; background-color: #f0e68c;"></div>
Danielle M. Barry	16	50.00%	<div style="width: 50%; height: 10px; background-color: #f0e68c;"></div>
Write-In Totals	0	0.00%	<div style="width: 0%; height: 10px; background-color: #d3d3d3;"></div>
Total Votes Cast	32	100.00%	<div style="width: 100%; height: 10px; background-color: #f0e68c;"></div>
Overvotes	0		
Undervotes	2		

REP Members of the Board of County Commissioners




Vote For 2

	TOTAL	VOTE %	
Jason Fanning	16	50.00%	<div style="width: 50%; height: 10px; background-color: #f0e68c;"></div>
Norman C. Rebel Jr.	16	50.00%	<div style="width: 50%; height: 10px; background-color: #f0e68c;"></div>
Write-In Totals	0	0.00%	<div style="width: 0%; height: 10px; background-color: #d3d3d3;"></div>
Total Votes Cast	32	100.00%	<div style="width: 100%; height: 10px; background-color: #f0e68c;"></div>
Overvotes	0		
Undervotes	2		





Haddon Twp District 5

Statistics	TOTAL
Registered Voters - Total	729
Registered Voters - NONPARTISAN	235
Registered Voters - DEMOCRAT	362
Registered Voters - REPUBLICAN	132
Ballots Cast - Total	62
Ballots Cast - NONPARTISAN	0
Ballots Cast - DEMOCRAT	46
Ballots Cast - REPUBLICAN	16
Ballots Cast - Blank	0
Voter Turnout - Total	8.50%
Voter Turnout - NONPARTISAN	0.00%
Voter Turnout - DEMOCRAT	12.71%
Voter Turnout - REPUBLICAN	12.12%







DEM Member of State Senate 6th Legislative District Vote For 1

	TOTAL	VOTE %	
James Beach	45	100.00%	
Write-In Totals	0	0.00%	
Total Votes Cast	45	100.00%	
Overvotes	0		
Undervotes	1		

DEM Members of the General Assembly 6th Legislative District Vote For 2

	TOTAL	VOTE %	
Louis D. Greenwald	45	50.56%	
Pamela R. Lampitt	44	49.44%	
Write-In Totals	0	0.00%	
Total Votes Cast	89	100.00%	
Overvotes	0		
Undervotes	3		

DEM Members of the Board of County Commissioners Vote For 2

	TOTAL	VOTE %	
Kate Delany	16	20.00%	
Samuel E. Sweet	12	15.00%	
Louis Cappelli Jr.	27	33.75%	
Jonathan L. Young Sr.	25	31.25%	
Write-In Totals	0	0.00%	
Total Votes Cast	80	100.00%	
Overvotes	6		
Undervotes	6		

Haddon Twp District 5

DEM Members of County Committee Haddon Township

Vote For 1

	TOTAL	VOTE %	
Cam Co Dem Comm Inc	41	100.00%	<div style="width: 100%; height: 10px; background-color: #f0e68c;"></div>
Total Votes Cast	41	100.00%	<div style="width: 100%; height: 10px; background-color: #f0e68c;"></div>
Overvotes	0		
Undervotes	5		

REP Member of State Senate 6th Legislative District

Vote For 1

	TOTAL	VOTE %	
NO PETITION FILED	0	0.00%	<div style="width: 0%; height: 10px; background-color: #d3d3d3;"></div>
Write-In Totals	7	100.00%	<div style="width: 100%; height: 10px; background-color: #f0e68c;"></div>
Total Votes Cast	7	100.00%	<div style="width: 100%; height: 10px; background-color: #f0e68c;"></div>
Overvotes	0		
Undervotes	9		

REP Members of the General Assembly 6th Legislative District

Vote For 2

	TOTAL	VOTE %	
Daniel M. Kenny	16	50.00%	<div style="width: 50%; height: 10px; background-color: #f0e68c;"></div>
Danielle M. Barry	16	50.00%	<div style="width: 50%; height: 10px; background-color: #f0e68c;"></div>
Write-In Totals	0	0.00%	<div style="width: 0%; height: 10px; background-color: #d3d3d3;"></div>
Total Votes Cast	32	100.00%	<div style="width: 100%; height: 10px; background-color: #f0e68c;"></div>
Overvotes	0		
Undervotes	0		

REP Members of the Board of County Commissioners




Vote For 2

	TOTAL	VOTE %	
Jason Fanning	16	50.00%	<div style="width: 50%; height: 10px; background-color: #f0e68c;"></div>
Norman C. Rebel Jr.	16	50.00%	<div style="width: 50%; height: 10px; background-color: #f0e68c;"></div>
Write-In Totals	0	0.00%	<div style="width: 0%; height: 10px; background-color: #d3d3d3;"></div>
Total Votes Cast	32	100.00%	<div style="width: 100%; height: 10px; background-color: #f0e68c;"></div>
Overvotes	0		
Undervotes	0		





Haddon Twp District 6

Statistics	TOTAL
Registered Voters - Total	1,124
Registered Voters - NONPARTISAN	402
Registered Voters - DEMOCRAT	462
Registered Voters - REPUBLICAN	260
Ballots Cast - Total	65
Ballots Cast - NONPARTISAN	0
Ballots Cast - DEMOCRAT	44
Ballots Cast - REPUBLICAN	21
Ballots Cast - Blank	2
Voter Turnout - Total	5.78%
Voter Turnout - NONPARTISAN	0.00%
Voter Turnout - DEMOCRAT	9.52%
Voter Turnout - REPUBLICAN	8.08%







DEM Member of State Senate 6th Legislative District Vote For 1

	TOTAL	VOTE %	
James Beach	41	100.00%	
Write-In Totals	0	0.00%	
Total Votes Cast	41	100.00%	
Overvotes	0		
Undervotes	3		

DEM Members of the General Assembly 6th Legislative District Vote For 2

	TOTAL	VOTE %	
Louis D. Greenwald	37	48.05%	
Pamela R. Lampitt	40	51.95%	
Write-In Totals	0	0.00%	
Total Votes Cast	77	100.00%	
Overvotes	0		
Undervotes	11		

DEM Members of the Board of County Commissioners Vote For 2

	TOTAL	VOTE %	
Kate Delany	20	23.26%	
Samuel E. Sweet	13	15.12%	
Louis Cappelli Jr.	26	30.23%	
Jonathan L. Young Sr.	27	31.40%	
Write-In Totals	0	0.00%	
Total Votes Cast	86	100.00%	
Overvotes	0		
Undervotes	2		

Haddon Twp District 6

DEM Members of County Committee Haddon Township

Vote For 1

	TOTAL	VOTE %	
Cam Co Dem Comm Inc	38	100.00%	<div style="width: 100%; height: 10px; background-color: #ffc107;"></div>
Total Votes Cast	38	100.00%	<div style="width: 100%; height: 10px; background-color: #ffc107;"></div>
Overvotes	0		
Undervotes	6		

REP Member of State Senate 6th Legislative District

Vote For 1

	TOTAL	VOTE %	
NO PETITION FILED	0	0.00%	<div style="width: 0%; height: 10px; background-color: #6c757d;"></div>
Write-In Totals	2	100.00%	<div style="width: 100%; height: 10px; background-color: #ffc107;"></div>
Total Votes Cast	2	100.00%	<div style="width: 100%; height: 10px; background-color: #ffc107;"></div>
Overvotes	0		
Undervotes	19		

REP Members of the General Assembly 6th Legislative District

Vote For 2

	TOTAL	VOTE %	
Daniel M. Kenny	19	51.35%	<div style="width: 51.35%; height: 10px; background-color: #ffc107;"></div>
Danielle M. Barry	18	48.65%	<div style="width: 48.65%; height: 10px; background-color: #ffc107;"></div>
Write-In Totals	0	0.00%	<div style="width: 0%; height: 10px; background-color: #6c757d;"></div>
Total Votes Cast	37	100.00%	<div style="width: 100%; height: 10px; background-color: #ffc107;"></div>
Overvotes	0		
Undervotes	5		

REP Members of the Board of County Commissioners

Vote For 2

	TOTAL	VOTE %	
Jason Fanning	18	48.65%	<div style="width: 48.65%; height: 10px; background-color: #ffc107;"></div>
Norman C. Rebel Jr.	19	51.35%	<div style="width: 51.35%; height: 10px; background-color: #ffc107;"></div>
Write-In Totals	0	0.00%	<div style="width: 0%; height: 10px; background-color: #6c757d;"></div>
Total Votes Cast	37	100.00%	<div style="width: 100%; height: 10px; background-color: #ffc107;"></div>
Overvotes	0		
Undervotes	5		

Haddon Twp District 7

Statistics	TOTAL
Registered Voters - Total	675
Registered Voters - NONPARTISAN	193
Registered Voters - DEMOCRAT	318
Registered Voters - REPUBLICAN	164
Ballots Cast - Total	89
Ballots Cast - NONPARTISAN	0
Ballots Cast - DEMOCRAT	72
Ballots Cast - REPUBLICAN	17
Ballots Cast - Blank	0
Voter Turnout - Total	13.19%
Voter Turnout - NONPARTISAN	0.00%
Voter Turnout - DEMOCRAT	22.64%
Voter Turnout - REPUBLICAN	10.37%

DEM Member of State Senate 6th Legislative District Vote For 1

	TOTAL	VOTE %
James Beach	64	96.97%
Write-In Totals	2	3.03%
Total Votes Cast	66	100.00%
Overvotes	0	
Undervotes	6	

DEM Members of the General Assembly 6th Legislative District Vote For 2

	TOTAL	VOTE %
Louis D. Greenwald	68	49.64%
Pamela R. Lampitt	67	48.91%
Write-In Totals	2	1.46%
Total Votes Cast	137	100.00%
Overvotes	0	
Undervotes	7	

DEM Members of the Board of County Commissioners Vote For 2

	TOTAL	VOTE %
Kate Delany	26	18.44%
Samuel E. Sweet	21	14.89%
Louis Cappelli Jr.	47	33.33%
Jonathan L. Young Sr.	47	33.33%
Write-In Totals	0	0.00%
Total Votes Cast	141	100.00%
Overvotes	2	
Undervotes	1	

Haddon Twp District 7

DEM Members of County Committee Haddon Township

Vote For 1

	TOTAL	VOTE %	
Cam Co Dem Comm Inc	65	100.00%	<div style="width: 100%; height: 10px; background-color: #f0e68c;"></div>
Total Votes Cast	65	100.00%	<div style="width: 100%; height: 10px; background-color: #f0e68c;"></div>
Overvotes	0		
Undervotes	7		

REP Member of State Senate 6th Legislative District

Vote For 1

	TOTAL	VOTE %	
NO PETITION FILED	0	0.00%	<div style="width: 0%; height: 10px; background-color: #d3d3d3;"></div>
Write-In Totals	1	100.00%	<div style="width: 100%; height: 10px; background-color: #f0e68c;"></div>
Total Votes Cast	1	100.00%	<div style="width: 100%; height: 10px; background-color: #f0e68c;"></div>
Overvotes	0		
Undervotes	16		

REP Members of the General Assembly 6th Legislative District

Vote For 2

	TOTAL	VOTE %	
Daniel M. Kenny	17	50.00%	<div style="width: 50%; height: 10px; background-color: #f0e68c;"></div>
Danielle M. Barry	17	50.00%	<div style="width: 50%; height: 10px; background-color: #f0e68c;"></div>
Write-In Totals	0	0.00%	<div style="width: 0%; height: 10px; background-color: #d3d3d3;"></div>
Total Votes Cast	34	100.00%	<div style="width: 100%; height: 10px; background-color: #f0e68c;"></div>
Overvotes	0		
Undervotes	0		

REP Members of the Board of County Commissioners




Vote For 2

	TOTAL	VOTE %	
Jason Fanning	17	51.52%	<div style="width: 51.52%; height: 10px; background-color: #f0e68c;"></div>
Norman C. Rebel Jr.	16	48.48%	<div style="width: 48.48%; height: 10px; background-color: #f0e68c;"></div>
Write-In Totals	0	0.00%	<div style="width: 0%; height: 10px; background-color: #d3d3d3;"></div>
Total Votes Cast	33	100.00%	<div style="width: 100%; height: 10px; background-color: #f0e68c;"></div>
Overvotes	0		
Undervotes	1		





Haddon Twp District 8

Statistics	TOTAL
Registered Voters - Total	997
Registered Voters - NONPARTISAN	327
Registered Voters - DEMOCRAT	470
Registered Voters - REPUBLICAN	200
Ballots Cast - Total	80
Ballots Cast - NONPARTISAN	0
Ballots Cast - DEMOCRAT	64
Ballots Cast - REPUBLICAN	16
Ballots Cast - Blank	0
Voter Turnout - Total	8.02%
Voter Turnout - NONPARTISAN	0.00%
Voter Turnout - DEMOCRAT	13.62%
Voter Turnout - REPUBLICAN	8.00%







DEM Member of State Senate 6th Legislative District Vote For 1

	TOTAL	VOTE %	
James Beach	59	100.00%	
Write-In Totals	0	0.00%	
Total Votes Cast	59	100.00%	
Overvotes	0		
Undervotes	5		

DEM Members of the General Assembly 6th Legislative District Vote For 2

	TOTAL	VOTE %	
Louis D. Greenwald	60	50.00%	
Pamela R. Lampitt	60	50.00%	
Write-In Totals	0	0.00%	
Total Votes Cast	120	100.00%	
Overvotes	0		
Undervotes	8		

DEM Members of the Board of County Commissioners Vote For 2

	TOTAL	VOTE %	
Kate Delany	24	20.34%	
Samuel E. Sweet	22	18.64%	
Louis Cappelli Jr.	38	32.20%	
Jonathan L. Young Sr.	34	28.81%	
Write-In Totals	0	0.00%	
Total Votes Cast	118	100.00%	
Overvotes	6		
Undervotes	4		

Haddon Twp District 8

DEM Members of County Committee Haddon Township

Vote For 1

	TOTAL	VOTE %	
Cam Co Dem Comm Inc	58	100.00%	<div style="width: 100%; height: 10px; background-color: #f0e68c;"></div>
Total Votes Cast	58	100.00%	<div style="width: 100%; height: 10px; background-color: #f0e68c;"></div>
Overvotes	0		
Undervotes	6		

REP Member of State Senate 6th Legislative District

Vote For 1

	TOTAL	VOTE %	
NO PETITION FILED	0	0.00%	<div style="width: 0%; height: 10px; background-color: #d3d3d3;"></div>
Write-In Totals	1	100.00%	<div style="width: 100%; height: 10px; background-color: #f0e68c;"></div>
Total Votes Cast	1	100.00%	<div style="width: 100%; height: 10px; background-color: #f0e68c;"></div>
Overvotes	0		
Undervotes	15		

REP Members of the General Assembly 6th Legislative District

Vote For 2

	TOTAL	VOTE %	
Daniel M. Kenny	16	50.00%	<div style="width: 50%; height: 10px; background-color: #f0e68c;"></div>
Danielle M. Barry	16	50.00%	<div style="width: 50%; height: 10px; background-color: #f0e68c;"></div>
Write-In Totals	0	0.00%	<div style="width: 0%; height: 10px; background-color: #d3d3d3;"></div>
Total Votes Cast	32	100.00%	<div style="width: 100%; height: 10px; background-color: #f0e68c;"></div>
Overvotes	0		
Undervotes	0		

REP Members of the Board of County Commissioners




Vote For 2

	TOTAL	VOTE %	
Jason Fanning	16	50.00%	<div style="width: 50%; height: 10px; background-color: #f0e68c;"></div>
Norman C. Rebel Jr.	16	50.00%	<div style="width: 50%; height: 10px; background-color: #f0e68c;"></div>
Write-In Totals	0	0.00%	<div style="width: 0%; height: 10px; background-color: #d3d3d3;"></div>
Total Votes Cast	32	100.00%	<div style="width: 100%; height: 10px; background-color: #f0e68c;"></div>
Overvotes	0		
Undervotes	0		





Haddon Twp District 9 Suppressed

Statistics	TOTAL
Registered Voters - Total	1,056
Registered Voters - NONPARTISAN	334
Registered Voters - DEMOCRAT	468
Registered Voters - REPUBLICAN	254
Ballots Cast - Total	68
Ballots Cast - NONPARTISAN	0
Ballots Cast - DEMOCRAT	58
Ballots Cast - REPUBLICAN	10
Ballots Cast - Blank	0
Voter Turnout - Total	6.44%
Voter Turnout - NONPARTISAN	0.00%
Voter Turnout - DEMOCRAT	12.39%
Voter Turnout - REPUBLICAN	3.94%







DEM Member of State Senate 6th Legislative District Vote For 1

	TOTAL	VOTE %	
James Beach	51	96.23%	
Write-In Totals	2	3.77%	
Total Votes Cast	53	100.00%	
Overvotes	0		
Undervotes	5		

DEM Members of the General Assembly 6th Legislative District Vote For 2

	TOTAL	VOTE %	
Louis D. Greenwald	51	50.50%	
Pamela R. Lampitt	47	46.53%	
Write-In Totals	3	2.97%	
Total Votes Cast	101	100.00%	
Overvotes	0		
Undervotes	15		

DEM Members of the Board of County Commissioners Vote For 2

	TOTAL	VOTE %	
Kate Delany	22	20.37%	
Samuel E. Sweet	20	18.52%	
Louis Cappelli Jr.	33	30.56%	
Jonathan L. Young Sr.	33	30.56%	
Write-In Totals	0	0.00%	
Total Votes Cast	108	100.00%	
Overvotes	0		
Undervotes	8		

Haddon Twp District 9 Suppressed

DEM Members of County Committee Haddon Township

Vote For 1

	TOTAL	VOTE %
Cam Co Dem Comm Inc	51	100.00%
Total Votes Cast	51	100.00%
Overvotes	0	
Undervotes	7	

REP Member of State Senate 6th Legislative District

Vote For 1

	TOTAL	VOTE %
NO PETITION FILED		
Write-In Totals		
Total Votes Cast		
Overvotes		
Undervotes		

REP Members of the General Assembly 6th Legislative District

Vote For 2

	TOTAL	VOTE %
Daniel M. Kenny		
Danielle M. Barry		
Write-In Totals		
Total Votes Cast		
Overvotes		
Undervotes		

REP Members of the Board of County Commissioners




Vote For 2

	TOTAL	VOTE %
Jason Fanning		
Norman C. Rebel Jr.		
Write-In Totals		
Total Votes Cast		
Overvotes		
Undervotes		





Haddon Twp District 10

Statistics	TOTAL
Registered Voters - Total	1,068
Registered Voters - NONPARTISAN	367
Registered Voters - DEMOCRAT	440
Registered Voters - REPUBLICAN	261
Ballots Cast - Total	76
Ballots Cast - NONPARTISAN	0
Ballots Cast - DEMOCRAT	55
Ballots Cast - REPUBLICAN	21
Ballots Cast - Blank	0
Voter Turnout - Total	7.12%
Voter Turnout - NONPARTISAN	0.00%
Voter Turnout - DEMOCRAT	12.50%
Voter Turnout - REPUBLICAN	8.05%







DEM Member of State Senate 6th Legislative District Vote For 1

	TOTAL	VOTE %	
James Beach	52	100.00%	
Write-In Totals	0	0.00%	
Total Votes Cast	52	100.00%	
Overvotes	0		
Undervotes	3		

DEM Members of the General Assembly 6th Legislative District Vote For 2

	TOTAL	VOTE %	
Louis D. Greenwald	49	47.57%	
Pamela R. Lampitt	53	51.46%	
Write-In Totals	1	0.97%	
Total Votes Cast	103	100.00%	
Overvotes	0		
Undervotes	7		

DEM Members of the Board of County Commissioners Vote For 2

	TOTAL	VOTE %	
Kate Delany	19	17.76%	
Samuel E. Sweet	11	10.28%	
Louis Cappelli Jr.	41	38.32%	
Jonathan L. Young Sr.	36	33.64%	
Write-In Totals	0	0.00%	
Total Votes Cast	107	100.00%	
Overvotes	2		
Undervotes	1		

Haddon Twp District 10

DEM Members of County Committee Haddon Township

Vote For 1

	TOTAL	VOTE %	
Cam Co Dem Comm Inc	46	100.00%	<div style="width: 100%; background-color: #f0e68c;"></div>
Total Votes Cast	46	100.00%	<div style="width: 100%; background-color: #f0e68c;"></div>
Overvotes	0		
Undervotes	9		

REP Member of State Senate 6th Legislative District

Vote For 1

	TOTAL	VOTE %	
NO PETITION FILED	0	0.00%	<div style="width: 0%; background-color: #d3d3d3;"></div>
Write-In Totals	2	100.00%	<div style="width: 100%; background-color: #f0e68c;"></div>
Total Votes Cast	2	100.00%	<div style="width: 100%; background-color: #f0e68c;"></div>
Overvotes	0		
Undervotes	19		

REP Members of the General Assembly 6th Legislative District

Vote For 2

	TOTAL	VOTE %	
Daniel M. Kenny	20	48.78%	<div style="width: 48.78%; background-color: #f0e68c;"></div>
Danielle M. Barry	20	48.78%	<div style="width: 48.78%; background-color: #f0e68c;"></div>
Write-In Totals	1	2.44%	<div style="width: 2.44%; background-color: #d3d3d3;"></div>
Total Votes Cast	41	100.00%	<div style="width: 100%; background-color: #f0e68c;"></div>
Overvotes	0		
Undervotes	1		

REP Members of the Board of County Commissioners




Vote For 2

	TOTAL	VOTE %	
Jason Fanning	19	47.50%	<div style="width: 47.50%; background-color: #f0e68c;"></div>
Norman C. Rebel Jr.	20	50.00%	<div style="width: 50.00%; background-color: #f0e68c;"></div>
Write-In Totals	1	2.50%	<div style="width: 2.50%; background-color: #d3d3d3;"></div>
Total Votes Cast	40	100.00%	<div style="width: 100%; background-color: #f0e68c;"></div>
Overvotes	0		
Undervotes	2		





Haddon Twp District 11

Statistics	TOTAL
Registered Voters - Total	1,086
Registered Voters - NONPARTISAN	351
Registered Voters - DEMOCRAT	502
Registered Voters - REPUBLICAN	233
Ballots Cast - Total	113
Ballots Cast - NONPARTISAN	0
Ballots Cast - DEMOCRAT	89
Ballots Cast - REPUBLICAN	24
Ballots Cast - Blank	0
Voter Turnout - Total	10.41%
Voter Turnout - NONPARTISAN	0.00%
Voter Turnout - DEMOCRAT	17.73%
Voter Turnout - REPUBLICAN	10.30%







DEM Member of State Senate 6th Legislative District Vote For 1

	TOTAL	VOTE %	
James Beach	76	100.00%	
Write-In Totals	0	0.00%	
Total Votes Cast	76	100.00%	
Overvotes	0		
Undervotes	13		

DEM Members of the General Assembly 6th Legislative District Vote For 2

	TOTAL	VOTE %	
Louis D. Greenwald	79	50.32%	
Pamela R. Lampitt	78	49.68%	
Write-In Totals	0	0.00%	
Total Votes Cast	157	100.00%	
Overvotes	0		
Undervotes	21		

DEM Members of the Board of County Commissioners Vote For 2

	TOTAL	VOTE %	
Kate Delany	32	19.16%	
Samuel E. Sweet	25	14.97%	
Louis Cappelli Jr.	55	32.93%	
Jonathan L. Young Sr.	55	32.93%	
Write-In Totals	0	0.00%	
Total Votes Cast	167	100.00%	
Overvotes	6		
Undervotes	5		

Haddon Twp District 11

DEM Members of County Committee Haddon Township

Vote For 1

	TOTAL	VOTE %	
Cam Co Dem Comm Inc	71	100.00%	<div style="width: 100%; height: 10px; background-color: #f0e68c;"></div>
Total Votes Cast	71	100.00%	<div style="width: 100%; height: 10px; background-color: #f0e68c;"></div>
Overvotes	0		
Undervotes	18		

REP Member of State Senate 6th Legislative District

Vote For 1

	TOTAL	VOTE %	
NO PETITION FILED	0	0.00%	<div style="width: 0%; height: 10px; background-color: #d3d3d3;"></div>
Write-In Totals	3	100.00%	<div style="width: 100%; height: 10px; background-color: #f0e68c;"></div>
Total Votes Cast	3	100.00%	<div style="width: 100%; height: 10px; background-color: #f0e68c;"></div>
Overvotes	0		
Undervotes	21		

REP Members of the General Assembly 6th Legislative District

Vote For 2

	TOTAL	VOTE %	
Daniel M. Kenny	23	48.94%	<div style="width: 48.94%; height: 10px; background-color: #f0e68c;"></div>
Danielle M. Barry	24	51.06%	<div style="width: 51.06%; height: 10px; background-color: #f0e68c;"></div>
Write-In Totals	0	0.00%	<div style="width: 0%; height: 10px; background-color: #d3d3d3;"></div>
Total Votes Cast	47	100.00%	<div style="width: 100%; height: 10px; background-color: #f0e68c;"></div>
Overvotes	0		
Undervotes	1		

REP Members of the Board of County Commissioners

Vote For 2

	TOTAL	VOTE %	
Jason Fanning	22	48.89%	<div style="width: 48.89%; height: 10px; background-color: #f0e68c;"></div>
Norman C. Rebel Jr.	22	48.89%	<div style="width: 48.89%; height: 10px; background-color: #f0e68c;"></div>
Write-In Totals	1	2.22%	<div style="width: 2.22%; height: 10px; background-color: #d3d3d3;"></div>
Total Votes Cast	45	100.00%	<div style="width: 100%; height: 10px; background-color: #f0e68c;"></div>
Overvotes	0		
Undervotes	3		

Haddon Twp District 12

Statistics	TOTAL
Registered Voters - Total	701
Registered Voters - NONPARTISAN	208
Registered Voters - DEMOCRAT	360
Registered Voters - REPUBLICAN	133
Ballots Cast - Total	189
Ballots Cast - NONPARTISAN	0
Ballots Cast - DEMOCRAT	154
Ballots Cast - REPUBLICAN	35
Ballots Cast - Blank	2
Voter Turnout - Total	26.96%
Voter Turnout - NONPARTISAN	0.00%
Voter Turnout - DEMOCRAT	42.78%
Voter Turnout - REPUBLICAN	26.32%

DEM Member of State Senate 6th Legislative District

Vote For 1

	TOTAL	VOTE %	
James Beach	142	100.00%	<div style="width: 100%; height: 10px; background-color: #ffc107;"></div>
Write-In Totals	0	0.00%	<div style="width: 0%; height: 10px; background-color: #6c757d;"></div>
Total Votes Cast	142	100.00%	<div style="width: 100%; height: 10px; background-color: #ffc107;"></div>
Overvotes	0		
Undervotes	12		

DEM Members of the General Assembly 6th Legislative District

Vote For 2

	TOTAL	VOTE %	
Louis D. Greenwald	144	50.53%	<div style="width: 50.53%; height: 10px; background-color: #ffc107;"></div>
Pamela R. Lampitt	141	49.47%	<div style="width: 49.47%; height: 10px; background-color: #ffc107;"></div>
Write-In Totals	0	0.00%	<div style="width: 0%; height: 10px; background-color: #6c757d;"></div>
Total Votes Cast	285	100.00%	<div style="width: 100%; height: 10px; background-color: #ffc107;"></div>
Overvotes	0		
Undervotes	23		

DEM Members of the Board of County Commissioners

Vote For 2

	TOTAL	VOTE %	
Kate Delany	47	16.73%	<div style="width: 16.73%; height: 10px; background-color: #ffc107;"></div>
Samuel E. Sweet	33	11.74%	<div style="width: 11.74%; height: 10px; background-color: #ffc107;"></div>
Louis Cappelli Jr.	111	39.50%	<div style="width: 39.50%; height: 10px; background-color: #ffc107;"></div>
Jonathan L. Young Sr.	90	32.03%	<div style="width: 32.03%; height: 10px; background-color: #ffc107;"></div>
Write-In Totals	0	0.00%	<div style="width: 0%; height: 10px; background-color: #6c757d;"></div>
Total Votes Cast	281	100.00%	<div style="width: 100%; height: 10px; background-color: #ffc107;"></div>
Overvotes	16		
Undervotes	11		

Haddon Twp District 12

DEM Members of County Committee Haddon Township

Vote For 1

	TOTAL	VOTE %	
Cam Co Dem Comm Inc	124	100.00%	<div style="width: 100%; height: 10px; background-color: #f0e68c;"></div>
Total Votes Cast	124	100.00%	<div style="width: 100%; height: 10px; background-color: #f0e68c;"></div>
Overvotes	0		
Undervotes	30		

REP Member of State Senate 6th Legislative District

Vote For 1

	TOTAL	VOTE %	
NO PETITION FILED	0	0.00%	<div style="width: 0%; height: 10px; background-color: #d3d3d3;"></div>
Write-In Totals	2	100.00%	<div style="width: 100%; height: 10px; background-color: #f0e68c;"></div>
Total Votes Cast	2	100.00%	<div style="width: 100%; height: 10px; background-color: #f0e68c;"></div>
Overvotes	0		
Undervotes	33		

REP Members of the General Assembly 6th Legislative District

Vote For 2

	TOTAL	VOTE %	
Daniel M. Kenny	33	50.77%	<div style="width: 50.77%; height: 10px; background-color: #f0e68c;"></div>
Danielle M. Barry	32	49.23%	<div style="width: 49.23%; height: 10px; background-color: #f0e68c;"></div>
Write-In Totals	0	0.00%	<div style="width: 0%; height: 10px; background-color: #d3d3d3;"></div>
Total Votes Cast	65	100.00%	<div style="width: 100%; height: 10px; background-color: #f0e68c;"></div>
Overvotes	0		
Undervotes	5		

REP Members of the Board of County Commissioners




Vote For 2

	TOTAL	VOTE %	
Jason Fanning	31	49.21%	<div style="width: 49.21%; height: 10px; background-color: #f0e68c;"></div>
Norman C. Rebel Jr.	32	50.79%	<div style="width: 50.79%; height: 10px; background-color: #f0e68c;"></div>
Write-In Totals	0	0.00%	<div style="width: 0%; height: 10px; background-color: #d3d3d3;"></div>
Total Votes Cast	63	100.00%	<div style="width: 100%; height: 10px; background-color: #f0e68c;"></div>
Overvotes	0		
Undervotes	7		





Haddon Twp District 13

Statistics	TOTAL
Registered Voters - Total	1,218
Registered Voters - NONPARTISAN	356
Registered Voters - DEMOCRAT	589
Registered Voters - REPUBLICAN	273
Ballots Cast - Total	89
Ballots Cast - NONPARTISAN	0
Ballots Cast - DEMOCRAT	69
Ballots Cast - REPUBLICAN	20
Ballots Cast - Blank	0
Voter Turnout - Total	7.31%
Voter Turnout - NONPARTISAN	0.00%
Voter Turnout - DEMOCRAT	11.71%
Voter Turnout - REPUBLICAN	7.33%







DEM Member of State Senate 6th Legislative District Vote For 1

	TOTAL	VOTE %	
James Beach	63	100.00%	
Write-In Totals	0	0.00%	
Total Votes Cast	63	100.00%	
Overvotes	0		
Undervotes	6		

DEM Members of the General Assembly 6th Legislative District Vote For 2

	TOTAL	VOTE %	
Louis D. Greenwald	62	52.10%	
Pamela R. Lampitt	57	47.90%	
Write-In Totals	0	0.00%	
Total Votes Cast	119	100.00%	
Overvotes	0		
Undervotes	19		

DEM Members of the Board of County Commissioners Vote For 2

	TOTAL	VOTE %	
Kate Delany	30	23.26%	
Samuel E. Sweet	23	17.83%	
Louis Cappelli Jr.	42	32.56%	
Jonathan L. Young Sr.	34	26.36%	
Write-In Totals	0	0.00%	
Total Votes Cast	129	100.00%	
Overvotes	6		
Undervotes	3		

Haddon Twp District 13

DEM Members of County Committee Haddon Township

Vote For 1

	TOTAL	VOTE %	
Cam Co Dem Comm Inc	57	100.00%	<div style="width: 100%; height: 10px; background-color: #f0e68c;"></div>
Total Votes Cast	57	100.00%	<div style="width: 100%; height: 10px; background-color: #f0e68c;"></div>
Overvotes	0		
Undervotes	12		

REP Member of State Senate 6th Legislative District

Vote For 1

	TOTAL	VOTE %	
NO PETITION FILED	0	0.00%	<div style="width: 0%; height: 10px; background-color: #d3d3d3;"></div>
Write-In Totals	1	100.00%	<div style="width: 100%; height: 10px; background-color: #f0e68c;"></div>
Total Votes Cast	1	100.00%	<div style="width: 100%; height: 10px; background-color: #f0e68c;"></div>
Overvotes	0		
Undervotes	19		

REP Members of the General Assembly 6th Legislative District

Vote For 2

	TOTAL	VOTE %	
Daniel M. Kenny	18	48.65%	<div style="width: 48.65%; height: 10px; background-color: #f0e68c;"></div>
Danielle M. Barry	19	51.35%	<div style="width: 51.35%; height: 10px; background-color: #f0e68c;"></div>
Write-In Totals	0	0.00%	<div style="width: 0%; height: 10px; background-color: #d3d3d3;"></div>
Total Votes Cast	37	100.00%	<div style="width: 100%; height: 10px; background-color: #f0e68c;"></div>
Overvotes	2		
Undervotes	1		

REP Members of the Board of County Commissioners

Vote For 2

	TOTAL	VOTE %	
Jason Fanning	18	48.65%	<div style="width: 48.65%; height: 10px; background-color: #f0e68c;"></div>
Norman C. Rebel Jr.	19	51.35%	<div style="width: 51.35%; height: 10px; background-color: #f0e68c;"></div>
Write-In Totals	0	0.00%	<div style="width: 0%; height: 10px; background-color: #d3d3d3;"></div>
Total Votes Cast	37	100.00%	<div style="width: 100%; height: 10px; background-color: #f0e68c;"></div>
Overvotes	2		
Undervotes	1		

Haddon Twp District 14

Statistics	TOTAL
Registered Voters - Total	765
Registered Voters - NONPARTISAN	269
Registered Voters - DEMOCRAT	369
Registered Voters - REPUBLICAN	127
Ballots Cast - Total	104
Ballots Cast - NONPARTISAN	0
Ballots Cast - DEMOCRAT	87
Ballots Cast - REPUBLICAN	17
Ballots Cast - Blank	1
Voter Turnout - Total	13.59%
Voter Turnout - NONPARTISAN	0.00%
Voter Turnout - DEMOCRAT	23.58%
Voter Turnout - REPUBLICAN	13.39%

DEM Member of State Senate 6th Legislative District Vote For 1

	TOTAL	VOTE %	
James Beach	80	100.00%	<div style="width: 100%; height: 10px; background-color: #ffc107;"></div>
Write-In Totals	0	0.00%	<div style="width: 0%; height: 10px; background-color: #6c757d;"></div>
Total Votes Cast	80	100.00%	<div style="width: 100%; height: 10px; background-color: #ffc107;"></div>
Overvotes	0		
Undervotes	7		

DEM Members of the General Assembly 6th Legislative District Vote For 2

	TOTAL	VOTE %	
Louis D. Greenwald	79	50.00%	<div style="width: 50%; height: 10px; background-color: #ffc107;"></div>
Pamela R. Lampitt	79	50.00%	<div style="width: 50%; height: 10px; background-color: #ffc107;"></div>
Write-In Totals	0	0.00%	<div style="width: 0%; height: 10px; background-color: #6c757d;"></div>
Total Votes Cast	158	100.00%	<div style="width: 100%; height: 10px; background-color: #ffc107;"></div>
Overvotes	0		
Undervotes	16		

DEM Members of the Board of County Commissioners Vote For 2

	TOTAL	VOTE %	
Kate Delany	26	15.85%	<div style="width: 15.85%; height: 10px; background-color: #ffc107;"></div>
Samuel E. Sweet	24	14.63%	<div style="width: 14.63%; height: 10px; background-color: #ffc107;"></div>
Louis Cappelli Jr.	59	35.98%	<div style="width: 35.98%; height: 10px; background-color: #ffc107;"></div>
Jonathan L. Young Sr.	55	33.54%	<div style="width: 33.54%; height: 10px; background-color: #ffc107;"></div>
Write-In Totals	0	0.00%	<div style="width: 0%; height: 10px; background-color: #6c757d;"></div>
Total Votes Cast	164	100.00%	<div style="width: 100%; height: 10px; background-color: #ffc107;"></div>
Overvotes	2		
Undervotes	8		

Haddon Twp District 14

DEM Members of County Committee Haddon Township

Vote For 1

	TOTAL	VOTE %	
Cam Co Dem Comm Inc	72	100.00%	<div style="width: 100%; height: 10px; background-color: #f0e68c;"></div>
Total Votes Cast	72	100.00%	<div style="width: 100%; height: 10px; background-color: #f0e68c;"></div>
Overvotes	0		
Undervotes	15		

REP Member of State Senate 6th Legislative District

Vote For 1

	TOTAL	VOTE %	
NO PETITION FILED	0	0.00%	<div style="width: 0%; height: 10px; background-color: #d3d3d3;"></div>
Write-In Totals	3	100.00%	<div style="width: 100%; height: 10px; background-color: #f0e68c;"></div>
Total Votes Cast	3	100.00%	<div style="width: 100%; height: 10px; background-color: #f0e68c;"></div>
Overvotes	0		
Undervotes	14		

REP Members of the General Assembly 6th Legislative District

Vote For 2

	TOTAL	VOTE %	
Daniel M. Kenny	16	51.61%	<div style="width: 51.61%; height: 10px; background-color: #f0e68c;"></div>
Danielle M. Barry	15	48.39%	<div style="width: 48.39%; height: 10px; background-color: #f0e68c;"></div>
Write-In Totals	0	0.00%	<div style="width: 0%; height: 10px; background-color: #d3d3d3;"></div>
Total Votes Cast	31	100.00%	<div style="width: 100%; height: 10px; background-color: #f0e68c;"></div>
Overvotes	0		
Undervotes	3		

REP Members of the Board of County Commissioners




Vote For 2

	TOTAL	VOTE %	
Jason Fanning	16	50.00%	<div style="width: 50.00%; height: 10px; background-color: #f0e68c;"></div>
Norman C. Rebel Jr.	16	50.00%	<div style="width: 50.00%; height: 10px; background-color: #f0e68c;"></div>
Write-In Totals	0	0.00%	<div style="width: 0%; height: 10px; background-color: #d3d3d3;"></div>
Total Votes Cast	32	100.00%	<div style="width: 100%; height: 10px; background-color: #f0e68c;"></div>
Overvotes	0		
Undervotes	2		





Haddon Twp District 15

Statistics	TOTAL
Registered Voters - Total	576
Registered Voters - NONPARTISAN	202
Registered Voters - DEMOCRAT	288
Registered Voters - REPUBLICAN	86
Ballots Cast - Total	128
Ballots Cast - NONPARTISAN	0
Ballots Cast - DEMOCRAT	92
Ballots Cast - REPUBLICAN	36
Ballots Cast - Blank	0
Voter Turnout - Total	22.22%
Voter Turnout - NONPARTISAN	0.00%
Voter Turnout - DEMOCRAT	31.94%
Voter Turnout - REPUBLICAN	41.86%







DEM Member of State Senate 6th Legislative District Vote For 1

	TOTAL	VOTE %	
James Beach	81	98.78%	
Write-In Totals	1	1.22%	
Total Votes Cast	82	100.00%	
Overvotes	0		
Undervotes	10		

DEM Members of the General Assembly 6th Legislative District Vote For 2

	TOTAL	VOTE %	
Louis D. Greenwald	80	49.69%	
Pamela R. Lampitt	81	50.31%	
Write-In Totals	0	0.00%	
Total Votes Cast	161	100.00%	
Overvotes	0		
Undervotes	23		

DEM Members of the Board of County Commissioners Vote For 2

	TOTAL	VOTE %	
Kate Delany	23	13.53%	
Samuel E. Sweet	18	10.59%	
Louis Cappelli Jr.	69	40.59%	
Jonathan L. Young Sr.	60	35.29%	
Write-In Totals	0	0.00%	
Total Votes Cast	170	100.00%	
Overvotes	10		
Undervotes	4		

Haddon Twp District 15

DEM Members of County Committee Haddon Township

Vote For 1

	TOTAL	VOTE %	
Cam Co Dem Comm Inc	75	100.00%	<div style="width: 100%; height: 10px; background-color: #f0e68c;"></div>
Total Votes Cast	75	100.00%	<div style="width: 100%; height: 10px; background-color: #f0e68c;"></div>
Overvotes	0		
Undervotes	17		

REP Member of State Senate 6th Legislative District

Vote For 1

	TOTAL	VOTE %	
NO PETITION FILED	0		
Write-In Totals	0		
Total Votes Cast	0		
Overvotes	0		
Undervotes	36		

REP Members of the General Assembly 6th Legislative District

Vote For 2

	TOTAL	VOTE %	
Daniel M. Kenny	36	50.00%	<div style="width: 50%; height: 10px; background-color: #f0e68c;"></div>
Danielle M. Barry	36	50.00%	<div style="width: 50%; height: 10px; background-color: #f0e68c;"></div>
Write-In Totals	0	0.00%	<div style="width: 0%; height: 10px; background-color: #f0e68c;"></div>
Total Votes Cast	72	100.00%	<div style="width: 100%; height: 10px; background-color: #f0e68c;"></div>
Overvotes	0		
Undervotes	0		

REP Members of the Board of County Commissioners




Vote For 2

	TOTAL	VOTE %	
Jason Fanning	36	50.00%	<div style="width: 50%; height: 10px; background-color: #f0e68c;"></div>
Norman C. Rebel Jr.	36	50.00%	<div style="width: 50%; height: 10px; background-color: #f0e68c;"></div>
Write-In Totals	0	0.00%	<div style="width: 0%; height: 10px; background-color: #f0e68c;"></div>
Total Votes Cast	72	100.00%	<div style="width: 100%; height: 10px; background-color: #f0e68c;"></div>
Overvotes	0		
Undervotes	0		





Haddonfield District 1

Statistics	TOTAL
Registered Voters - Total	772
Registered Voters - NONPARTISAN	265
Registered Voters - DEMOCRAT	335
Registered Voters - REPUBLICAN	172
Ballots Cast - Total	132
Ballots Cast - NONPARTISAN	0
Ballots Cast - DEMOCRAT	94
Ballots Cast - REPUBLICAN	38
Ballots Cast - Blank	0
Voter Turnout - Total	17.10%
Voter Turnout - NONPARTISAN	0.00%
Voter Turnout - DEMOCRAT	28.06%
Voter Turnout - REPUBLICAN	22.09%







DEM Member of State Senate 6th Legislative District Vote For 1

	TOTAL	VOTE %	
James Beach	77	100.00%	
Write-In Totals	0	0.00%	
Total Votes Cast	77	100.00%	
Overvotes	0		
Undervotes	17		

DEM Members of the General Assembly 6th Legislative District Vote For 2

	TOTAL	VOTE %	
Louis D. Greenwald	79	50.00%	
Pamela R. Lampitt	79	50.00%	
Write-In Totals	0	0.00%	
Total Votes Cast	158	100.00%	
Overvotes	0		
Undervotes	30		

DEM Members of the Board of County Commissioners Vote For 2

	TOTAL	VOTE %	
Kate Delany	32	18.39%	
Samuel E. Sweet	28	16.09%	
Louis Cappelli Jr.	61	35.06%	
Jonathan L. Young Sr.	53	30.46%	
Write-In Totals	0	0.00%	
Total Votes Cast	174	100.00%	
Overvotes	4		
Undervotes	10		

Haddonfield District 1

DEM Male Members of County Committee Haddonfield Borough

Vote For 7

	TOTAL	VOTE %
Anthony Bezich	74	14.26%
Francis Gramkowski	72	13.87%
Eugene Lepore	73	14.07%
Jack Tarditi	83	15.99%
Scott Traynor	71	13.68%
Jeff Tirabassi	71	13.68%
Alessandro Siciliano	75	14.45%
Write-In Totals	0	0.00%
Total Votes Cast	519	100.00%
Overvotes	0	
Undervotes	139	

DEM Female Members of County Committee Haddonfield Borough

Vote For 7

	TOTAL	VOTE %
Saba Aftab	76	14.21%
Susan Baltake	75	14.02%
Colleen Bianco Bezich	81	15.14%
Anne Walters	77	14.39%
Gladis Zambrana	75	14.02%
Anne Tirabassi	75	14.02%
Jessica Lucas	75	14.02%
Write-In Totals	1	0.19%
Total Votes Cast	535	100.00%
Overvotes	0	
Undervotes	123	

REP Member of State Senate 6th Legislative District

Vote For 1

	TOTAL	VOTE %
NO PETITION FILED	0	0.00%
Write-In Totals	2	100.00%
Total Votes Cast	2	100.00%
Overvotes	0	
Undervotes	36	

REP Members of the General Assembly 6th Legislative District





Vote For 2

	TOTAL	VOTE %
Daniel M. Kenny	37	49.33%
Danielle M. Barry	38	50.67%
Write-In Totals	0	0.00%
Total Votes Cast	75	100.00%
Overvotes	0	
Undervotes	1	

Haddonfield District 1

REP Members of the Board of County Commissioners




Vote For 2

	TOTAL	VOTE %	
Jason Fanning	38	50.00%	
Norman C. Rebel Jr.	38	50.00%	
Write-In Totals	0	0.00%	
Total Votes Cast	76	100.00%	
Overvotes	0		
Undervotes	0		





Haddonfield District 2

Statistics	TOTAL
Registered Voters - Total	744
Registered Voters - NONPARTISAN	219
Registered Voters - DEMOCRAT	402
Registered Voters - REPUBLICAN	123
Ballots Cast - Total	191
Ballots Cast - NONPARTISAN	0
Ballots Cast - DEMOCRAT	147
Ballots Cast - REPUBLICAN	44
Ballots Cast - Blank	0
Voter Turnout - Total	25.67%
Voter Turnout - NONPARTISAN	0.00%
Voter Turnout - DEMOCRAT	36.57%
Voter Turnout - REPUBLICAN	35.77%







DEM Member of State Senate 6th Legislative District Vote For 1

	TOTAL	VOTE %	
James Beach	134	100.00%	
Write-In Totals	0	0.00%	
Total Votes Cast	134	100.00%	
Overvotes	0		
Undervotes	13		

DEM Members of the General Assembly 6th Legislative District Vote For 2

	TOTAL	VOTE %	
Louis D. Greenwald	130	50.19%	
Pamela R. Lampitt	129	49.81%	
Write-In Totals	0	0.00%	
Total Votes Cast	259	100.00%	
Overvotes	0		
Undervotes	35		

DEM Members of the Board of County Commissioners Vote For 2

	TOTAL	VOTE %	
Kate Delany	66	24.72%	
Samuel E. Sweet	49	18.35%	
Louis Cappelli Jr.	82	30.71%	
Jonathan L. Young Sr.	70	26.22%	
Write-In Totals	0	0.00%	
Total Votes Cast	267	100.00%	
Overvotes	16		
Undervotes	11		

Haddonfield District 2

DEM Male Members of County Committee Haddonfield Borough

Vote For 7

	TOTAL	VOTE %
Anthony Bezich	119	14.44%
Francis Gramkowski	118	14.32%
Eugene Lepore	115	13.96%
Jack Tarditi	127	15.41%
Scott Traynor	116	14.08%
Jeff Tirabassi	113	13.71%
Alessandro Siciliano	116	14.08%
Write-In Totals	0	0.00%
Total Votes Cast	824	100.00%
Overvotes	0	
Undervotes	205	

DEM Female Members of County Committee Haddonfield Borough

Vote For 7

	TOTAL	VOTE %
Saba Aftab	118	13.98%
Susan Baltake	122	14.46%
Colleen Bianco Bezich	129	15.28%
Anne Walters	121	14.34%
Gladis Zambrana	117	13.86%
Anne Tirabassi	116	13.74%
Jessica Lucas	121	14.34%
Write-In Totals	0	0.00%
Total Votes Cast	844	100.00%
Overvotes	0	
Undervotes	185	

REP Member of State Senate 6th Legislative District

Vote For 1

	TOTAL	VOTE %
NO PETITION FILED	0	0.00%
Write-In Totals	10	100.00%
Total Votes Cast	10	100.00%
Overvotes	0	
Undervotes	34	

REP Members of the General Assembly 6th Legislative District





Vote For 2

	TOTAL	VOTE %
Daniel M. Kenny	39	46.43%
Danielle M. Barry	43	51.19%
Write-In Totals	2	2.38%
Total Votes Cast	84	100.00%
Overvotes	0	
Undervotes	4	

Haddonfield District 2

REP Members of the Board of County Commissioners




Vote For 2

	TOTAL	VOTE %	
Jason Fanning	41	50.00%	
Norman C. Rebel Jr.	40	48.78%	
Write-In Totals	1	1.22%	
Total Votes Cast	82	100.00%	
Overvotes	0		
Undervotes	6		





Haddonfield District 3

Statistics	TOTAL
Registered Voters - Total	957
Registered Voters - NONPARTISAN	331
Registered Voters - DEMOCRAT	465
Registered Voters - REPUBLICAN	161
Ballots Cast - Total	129
Ballots Cast - NONPARTISAN	0
Ballots Cast - DEMOCRAT	111
Ballots Cast - REPUBLICAN	18
Ballots Cast - Blank	1
Voter Turnout - Total	13.48%
Voter Turnout - NONPARTISAN	0.00%
Voter Turnout - DEMOCRAT	23.87%
Voter Turnout - REPUBLICAN	11.18%







DEM Member of State Senate 6th Legislative District Vote For 1

	TOTAL	VOTE %	
James Beach	99	97.06%	
Write-In Totals	3	2.94%	
Total Votes Cast	102	100.00%	
Overvotes	0		
Undervotes	9		

DEM Members of the General Assembly 6th Legislative District Vote For 2

	TOTAL	VOTE %	
Louis D. Greenwald	100	49.02%	
Pamela R. Lampitt	102	50.00%	
Write-In Totals	2	0.98%	
Total Votes Cast	204	100.00%	
Overvotes	0		
Undervotes	18		

DEM Members of the Board of County Commissioners Vote For 2

	TOTAL	VOTE %	
Kate Delany	36	17.73%	
Samuel E. Sweet	24	11.82%	
Louis Cappelli Jr.	72	35.47%	
Jonathan L. Young Sr.	71	34.98%	
Write-In Totals	0	0.00%	
Total Votes Cast	203	100.00%	
Overvotes	2		
Undervotes	17		

Haddonfield District 3

DEM Male Members of County Committee Haddonfield Borough

Vote For 7

	TOTAL	VOTE %
Anthony Bezich	96	14.26%
Francis Gramkowski	94	13.97%
Eugene Lepore	97	14.41%
Jack Tarditi	101	15.01%
Scott Traynor	96	14.26%
Jeff Tirabassi	94	13.97%
Alessandro Siciliano	95	14.12%
Write-In Totals	0	0.00%
Total Votes Cast	673	100.00%
Overvotes	0	
Undervotes	104	

DEM Female Members of County Committee Haddonfield Borough

Vote For 7

	TOTAL	VOTE %
Saba Aftab	95	14.18%
Susan Baltake	98	14.63%
Colleen Bianco Bezich	100	14.93%
Anne Walters	94	14.03%
Gladis Zambrana	95	14.18%
Anne Tirabassi	94	14.03%
Jessica Lucas	94	14.03%
Write-In Totals	0	0.00%
Total Votes Cast	670	100.00%
Overvotes	0	
Undervotes	107	

REP Member of State Senate 6th Legislative District

Vote For 1

	TOTAL	VOTE %
NO PETITION FILED	0	
Write-In Totals	0	
Total Votes Cast	0	
Overvotes	0	
Undervotes	18	

REP Members of the General Assembly 6th Legislative District





Vote For 2

	TOTAL	VOTE %
Daniel M. Kenny	17	50.00%
Danielle M. Barry	17	50.00%
Write-In Totals	0	0.00%
Total Votes Cast	34	100.00%
Overvotes	0	
Undervotes	2	

Haddonfield District 3

REP Members of the Board of County Commissioners




Vote For 2

	TOTAL	VOTE %	
Jason Fanning	16	48.48%	
Norman C. Rebel Jr.	17	51.52%	
Write-In Totals	0	0.00%	
Total Votes Cast	33	100.00%	
Overvotes	0		
Undervotes	3		





Haddonfield District 4

Statistics	TOTAL
Registered Voters - Total	622
Registered Voters - NONPARTISAN	196
Registered Voters - DEMOCRAT	330
Registered Voters - REPUBLICAN	96
Ballots Cast - Total	77
Ballots Cast - NONPARTISAN	0
Ballots Cast - DEMOCRAT	50
Ballots Cast - REPUBLICAN	27
Ballots Cast - Blank	0
Voter Turnout - Total	12.38%
Voter Turnout - NONPARTISAN	0.00%
Voter Turnout - DEMOCRAT	15.15%
Voter Turnout - REPUBLICAN	28.12%







DEM Member of State Senate 6th Legislative District Vote For 1

	TOTAL	VOTE %	
James Beach	43	100.00%	
Write-In Totals	0	0.00%	
Total Votes Cast	43	100.00%	
Overvotes	0		
Undervotes	7		

DEM Members of the General Assembly 6th Legislative District Vote For 2

	TOTAL	VOTE %	
Louis D. Greenwald	44	50.00%	
Pamela R. Lampitt	44	50.00%	
Write-In Totals	0	0.00%	
Total Votes Cast	88	100.00%	
Overvotes	0		
Undervotes	12		

DEM Members of the Board of County Commissioners Vote For 2

	TOTAL	VOTE %	
Kate Delany	17	18.68%	
Samuel E. Sweet	16	17.58%	
Louis Cappelli Jr.	32	35.16%	
Jonathan L. Young Sr.	26	28.57%	
Write-In Totals	0	0.00%	
Total Votes Cast	91	100.00%	
Overvotes	4		
Undervotes	5		

Haddonfield District 4

DEM Male Members of County Committee Haddonfield Borough

Vote For 7

	TOTAL	VOTE %
Anthony Bezich	41	14.34%
Francis Gramkowski	40	13.99%
Eugene Lepore	40	13.99%
Jack Tarditi	42	14.69%
Scott Traynor	40	13.99%
Jeff Tirabassi	40	13.99%
Alessandro Siciliano	43	15.04%
Write-In Totals	0	0.00%
Total Votes Cast	286	100.00%
Overvotes	0	
Undervotes	64	

DEM Female Members of County Committee Haddonfield Borough

Vote For 7

	TOTAL	VOTE %
Saba Aftab	41	14.44%
Susan Baltake	43	15.14%
Colleen Bianco Bezich	41	14.44%
Anne Walters	40	14.08%
Gladis Zambrana	40	14.08%
Anne Tirabassi	40	14.08%
Jessica Lucas	39	13.73%
Write-In Totals	0	0.00%
Total Votes Cast	284	100.00%
Overvotes	0	
Undervotes	66	

REP Member of State Senate 6th Legislative District

Vote For 1

	TOTAL	VOTE %
NO PETITION FILED	0	0.00%
Write-In Totals	1	100.00%
Total Votes Cast	1	100.00%
Overvotes	0	
Undervotes	26	

REP Members of the General Assembly 6th Legislative District





Vote For 2

	TOTAL	VOTE %
Daniel M. Kenny	27	50.94%
Danielle M. Barry	26	49.06%
Write-In Totals	0	0.00%
Total Votes Cast	53	100.00%
Overvotes	0	
Undervotes	1	

Haddonfield District 4

REP Members of the Board of County Commissioners

Vote For 2

	TOTAL	VOTE %	
Jason Fanning	26	50.00%	
Norman C. Rebel Jr.	26	50.00%	
Write-In Totals	0	0.00%	
Total Votes Cast	52	100.00%	
Overvotes	0		
Undervotes	2		

Haddonfield District 5

Statistics	TOTAL
Registered Voters - Total	750
Registered Voters - NONPARTISAN	236
Registered Voters - DEMOCRAT	366
Registered Voters - REPUBLICAN	148
Ballots Cast - Total	67
Ballots Cast - NONPARTISAN	0
Ballots Cast - DEMOCRAT	41
Ballots Cast - REPUBLICAN	26
Ballots Cast - Blank	0
Voter Turnout - Total	8.93%
Voter Turnout - NONPARTISAN	0.00%
Voter Turnout - DEMOCRAT	11.20%
Voter Turnout - REPUBLICAN	17.57%

DEM Member of State Senate 6th Legislative District Vote For 1

	TOTAL	VOTE %	
James Beach	37	100.00%	<div style="width: 100%; height: 10px; background-color: #ffc107;"></div>
Write-In Totals	0	0.00%	<div style="width: 0%; height: 10px; background-color: #6c757d;"></div>
Total Votes Cast	37	100.00%	<div style="width: 100%; height: 10px; background-color: #ffc107;"></div>
Overvotes	0		
Undervotes	4		

DEM Members of the General Assembly 6th Legislative District Vote For 2

	TOTAL	VOTE %	
Louis D. Greenwald	37	50.00%	<div style="width: 50%; height: 10px; background-color: #ffc107;"></div>
Pamela R. Lampitt	37	50.00%	<div style="width: 50%; height: 10px; background-color: #ffc107;"></div>
Write-In Totals	0	0.00%	<div style="width: 0%; height: 10px; background-color: #6c757d;"></div>
Total Votes Cast	74	100.00%	<div style="width: 100%; height: 10px; background-color: #ffc107;"></div>
Overvotes	0		
Undervotes	8		

DEM Members of the Board of County Commissioners Vote For 2

	TOTAL	VOTE %	
Kate Delany	12	16.22%	<div style="width: 16.22%; height: 10px; background-color: #ffc107;"></div>
Samuel E. Sweet	9	12.16%	<div style="width: 12.16%; height: 10px; background-color: #ffc107;"></div>
Louis Cappelli Jr.	29	39.19%	<div style="width: 39.19%; height: 10px; background-color: #ffc107;"></div>
Jonathan L. Young Sr.	24	32.43%	<div style="width: 32.43%; height: 10px; background-color: #ffc107;"></div>
Write-In Totals	0	0.00%	<div style="width: 0%; height: 10px; background-color: #6c757d;"></div>
Total Votes Cast	74	100.00%	<div style="width: 100%; height: 10px; background-color: #ffc107;"></div>
Overvotes	6		
Undervotes	2		

Haddonfield District 5

DEM Male Members of County Committee Haddonfield Borough

Vote For 7

	TOTAL	VOTE %	
Anthony Bezich	29	13.81%	<div style="width: 13.81%;"></div>
Francis Gramkowski	28	13.33%	<div style="width: 13.33%;"></div>
Eugene Lepore	30	14.29%	<div style="width: 14.29%;"></div>
Jack Tarditi	32	15.24%	<div style="width: 15.24%;"></div>
Scott Traynor	31	14.76%	<div style="width: 14.76%;"></div>
Jeff Tirabassi	30	14.29%	<div style="width: 14.29%;"></div>
Alessandro Siciliano	30	14.29%	<div style="width: 14.29%;"></div>
Write-In Totals	0	0.00%	
Total Votes Cast	210	100.00%	<div style="width: 100%;"></div>
Overvotes	0		
Undervotes	77		

DEM Female Members of County Committee Haddonfield Borough

Vote For 7

	TOTAL	VOTE %	
Saba Aftab	32	14.81%	<div style="width: 14.81%;"></div>
Susan Baltake	32	14.81%	<div style="width: 14.81%;"></div>
Colleen Bianco Bezich	29	13.43%	<div style="width: 13.43%;"></div>
Anne Walters	31	14.35%	<div style="width: 14.35%;"></div>
Gladis Zambrana	32	14.81%	<div style="width: 14.81%;"></div>
Anne Tirabassi	30	13.89%	<div style="width: 13.89%;"></div>
Jessica Lucas	30	13.89%	<div style="width: 13.89%;"></div>
Write-In Totals	0	0.00%	
Total Votes Cast	216	100.00%	<div style="width: 100%;"></div>
Overvotes	0		
Undervotes	71		

REP Member of State Senate 6th Legislative District

Vote For 1

	TOTAL	VOTE %	
NO PETITION FILED	0	0.00%	
Write-In Totals	1	100.00%	<div style="width: 100%;"></div>
Total Votes Cast	1	100.00%	<div style="width: 100%;"></div>
Overvotes	0		
Undervotes	25		

REP Members of the General Assembly 6th Legislative District





Vote For 2

	TOTAL	VOTE %	
Daniel M. Kenny	24	50.00%	<div style="width: 50%;"></div>
Danielle M. Barry	24	50.00%	<div style="width: 50%;"></div>
Write-In Totals	0	0.00%	
Total Votes Cast	48	100.00%	<div style="width: 100%;"></div>
Overvotes	0		
Undervotes	4		

Haddonfield District 5

REP Members of the Board of County Commissioners

Vote For 2

	TOTAL	VOTE %	
Jason Fanning	25	50.00%	
Norman C. Rebel Jr.	25	50.00%	
Write-In Totals	0	0.00%	
Total Votes Cast	50	100.00%	
Overvotes	0		
Undervotes	2		

Haddonfield District 6

Statistics	TOTAL
Registered Voters - Total	965
Registered Voters - NONPARTISAN	296
Registered Voters - DEMOCRAT	479
Registered Voters - REPUBLICAN	190
Ballots Cast - Total	129
Ballots Cast - NONPARTISAN	0
Ballots Cast - DEMOCRAT	109
Ballots Cast - REPUBLICAN	20
Ballots Cast - Blank	0
Voter Turnout - Total	13.37%
Voter Turnout - NONPARTISAN	0.00%
Voter Turnout - DEMOCRAT	22.76%
Voter Turnout - REPUBLICAN	10.53%

DEM Member of State Senate 6th Legislative District Vote For 1

	TOTAL	VOTE %	
James Beach	100	100.00%	<div style="width: 100%; height: 10px; background-color: #ffc107;"></div>
Write-In Totals	0	0.00%	<div style="width: 0%; height: 10px; background-color: #6c757d;"></div>
Total Votes Cast	100	100.00%	<div style="width: 100%; height: 10px; background-color: #ffc107;"></div>
Overvotes	0		
Undervotes	9		

DEM Members of the General Assembly 6th Legislative District Vote For 2

	TOTAL	VOTE %	
Louis D. Greenwald	100	50.25%	<div style="width: 50.25%; height: 10px; background-color: #ffc107;"></div>
Pamela R. Lampitt	99	49.75%	<div style="width: 49.75%; height: 10px; background-color: #ffc107;"></div>
Write-In Totals	0	0.00%	<div style="width: 0%; height: 10px; background-color: #6c757d;"></div>
Total Votes Cast	199	100.00%	<div style="width: 100%; height: 10px; background-color: #ffc107;"></div>
Overvotes	0		
Undervotes	19		

DEM Members of the Board of County Commissioners Vote For 2

	TOTAL	VOTE %	
Kate Delany	34	15.89%	<div style="width: 15.89%; height: 10px; background-color: #ffc107;"></div>
Samuel E. Sweet	29	13.55%	<div style="width: 13.55%; height: 10px; background-color: #ffc107;"></div>
Louis Cappelli Jr.	75	35.05%	<div style="width: 35.05%; height: 10px; background-color: #ffc107;"></div>
Jonathan L. Young Sr.	76	35.51%	<div style="width: 35.51%; height: 10px; background-color: #ffc107;"></div>
Write-In Totals	0	0.00%	<div style="width: 0%; height: 10px; background-color: #6c757d;"></div>
Total Votes Cast	214	100.00%	<div style="width: 100%; height: 10px; background-color: #ffc107;"></div>
Overvotes	4		
Undervotes	0		

Haddonfield District 6

DEM Male Members of County Committee Haddonfield Borough

Vote For 7

	TOTAL	VOTE %
Anthony Bezich	94	14.40%
Francis Gramkowski	93	14.24%
Eugene Lepore	91	13.94%
Jack Tarditi	97	14.85%
Scott Traynor	92	14.09%
Jeff Tirabassi	91	13.94%
Alessandro Siciliano	95	14.55%
Write-In Totals	0	0.00%
Total Votes Cast	653	100.00%
Overvotes	0	
Undervotes	110	

DEM Female Members of County Committee Haddonfield Borough

Vote For 7

	TOTAL	VOTE %
Saba Aftab	93	14.07%
Susan Baltake	98	14.83%
Colleen Bianco Bezich	97	14.67%
Anne Walters	96	14.52%
Gladis Zambrana	91	13.77%
Anne Tirabassi	91	13.77%
Jessica Lucas	95	14.37%
Write-In Totals	0	0.00%
Total Votes Cast	661	100.00%
Overvotes	0	
Undervotes	102	

REP Member of State Senate 6th Legislative District

Vote For 1

	TOTAL	VOTE %
NO PETITION FILED	0	0.00%
Write-In Totals	8	100.00%
Total Votes Cast	8	100.00%
Overvotes	0	
Undervotes	12	

REP Members of the General Assembly 6th Legislative District





Vote For 2

	TOTAL	VOTE %
Daniel M. Kenny	20	50.00%
Danielle M. Barry	20	50.00%
Write-In Totals	0	0.00%
Total Votes Cast	40	100.00%
Overvotes	0	
Undervotes	0	

Haddonfield District 6

REP Members of the Board of County Commissioners

Vote For 2

	TOTAL	VOTE %	
Jason Fanning	20	50.00%	
Norman C. Rebel Jr.	20	50.00%	
Write-In Totals	0	0.00%	
Total Votes Cast	40	100.00%	
Overvotes	0		
Undervotes	0		

Haddonfield District 7

Statistics	TOTAL
Registered Voters - Total	1,489
Registered Voters - NONPARTISAN	492
Registered Voters - DEMOCRAT	668
Registered Voters - REPUBLICAN	329
Ballots Cast - Total	113
Ballots Cast - NONPARTISAN	0
Ballots Cast - DEMOCRAT	96
Ballots Cast - REPUBLICAN	17
Ballots Cast - Blank	0
Voter Turnout - Total	7.59%
Voter Turnout - NONPARTISAN	0.00%
Voter Turnout - DEMOCRAT	14.37%
Voter Turnout - REPUBLICAN	5.17%

DEM Member of State Senate 6th Legislative District Vote For 1

	TOTAL	VOTE %	
James Beach	92	100.00%	<div style="width: 100%; height: 10px; background-color: #ffc107;"></div>
Write-In Totals	0	0.00%	<div style="width: 0%; height: 10px; background-color: #6c757d;"></div>
Total Votes Cast	92	100.00%	<div style="width: 100%; height: 10px; background-color: #ffc107;"></div>
Overvotes	0		
Undervotes	4		

DEM Members of the General Assembly 6th Legislative District Vote For 2

	TOTAL	VOTE %	
Louis D. Greenwald	91	50.56%	<div style="width: 50.56%; height: 10px; background-color: #ffc107;"></div>
Pamela R. Lampitt	89	49.44%	<div style="width: 49.44%; height: 10px; background-color: #ffc107;"></div>
Write-In Totals	0	0.00%	<div style="width: 0%; height: 10px; background-color: #6c757d;"></div>
Total Votes Cast	180	100.00%	<div style="width: 100%; height: 10px; background-color: #ffc107;"></div>
Overvotes	0		
Undervotes	12		

DEM Members of the Board of County Commissioners Vote For 2

	TOTAL	VOTE %	
Kate Delany	39	21.20%	<div style="width: 21.20%; height: 10px; background-color: #ffc107;"></div>
Samuel E. Sweet	27	14.67%	<div style="width: 14.67%; height: 10px; background-color: #ffc107;"></div>
Louis Cappelli Jr.	62	33.70%	<div style="width: 33.70%; height: 10px; background-color: #ffc107;"></div>
Jonathan L. Young Sr.	56	30.43%	<div style="width: 30.43%; height: 10px; background-color: #ffc107;"></div>
Write-In Totals	0	0.00%	<div style="width: 0%; height: 10px; background-color: #6c757d;"></div>
Total Votes Cast	184	100.00%	<div style="width: 100%; height: 10px; background-color: #ffc107;"></div>
Overvotes	4		
Undervotes	4		

Haddonfield District 7

DEM Male Members of County Committee Haddonfield Borough

Vote For 7

	TOTAL	VOTE %	
Anthony Bezich	83	13.93%	<div style="width: 13.93%;"></div>
Francis Gramkowski	85	14.26%	<div style="width: 14.26%;"></div>
Eugene Lepore	84	14.09%	<div style="width: 14.09%;"></div>
Jack Tarditi	85	14.26%	<div style="width: 14.26%;"></div>
Scott Traynor	86	14.43%	<div style="width: 14.43%;"></div>
Jeff Tirabassi	87	14.60%	<div style="width: 14.60%;"></div>
Alessandro Siciliano	86	14.43%	<div style="width: 14.43%;"></div>
Write-In Totals	0	0.00%	
Total Votes Cast	596	100.00%	<div style="width: 100%;"></div>
Overvotes	0		
Undervotes	76		

DEM Female Members of County Committee Haddonfield Borough

Vote For 7

	TOTAL	VOTE %	
Saba Aftab	88	14.47%	<div style="width: 14.47%;"></div>
Susan Baltake	86	14.14%	<div style="width: 14.14%;"></div>
Colleen Bianco Bezich	85	13.98%	<div style="width: 13.98%;"></div>
Anne Walters	87	14.31%	<div style="width: 14.31%;"></div>
Gladis Zambrana	88	14.47%	<div style="width: 14.47%;"></div>
Anne Tirabassi	88	14.47%	<div style="width: 14.47%;"></div>
Jessica Lucas	86	14.14%	<div style="width: 14.14%;"></div>
Write-In Totals	0	0.00%	
Total Votes Cast	608	100.00%	<div style="width: 100%;"></div>
Overvotes	0		
Undervotes	64		

REP Member of State Senate 6th Legislative District

Vote For 1

	TOTAL	VOTE %	
NO PETITION FILED	0	0.00%	
Write-In Totals	2	100.00%	<div style="width: 100%;"></div>
Total Votes Cast	2	100.00%	<div style="width: 100%;"></div>
Overvotes	0		
Undervotes	15		

REP Members of the General Assembly 6th Legislative District





Vote For 2

	TOTAL	VOTE %	
Daniel M. Kenny	17	50.00%	<div style="width: 50%;"></div>
Danielle M. Barry	17	50.00%	<div style="width: 50%;"></div>
Write-In Totals	0	0.00%	
Total Votes Cast	34	100.00%	<div style="width: 100%;"></div>
Overvotes	0		
Undervotes	0		

Haddonfield District 7

REP Members of the Board of County Commissioners




Vote For 2

	TOTAL	VOTE %	
Jason Fanning	17	50.00%	
Norman C. Rebel Jr.	17	50.00%	
Write-In Totals	0	0.00%	
Total Votes Cast	34	100.00%	
Overvotes	0		
Undervotes	0		





Haddonfield District 8

Statistics	TOTAL
Registered Voters - Total	725
Registered Voters - NONPARTISAN	235
Registered Voters - DEMOCRAT	327
Registered Voters - REPUBLICAN	163
Ballots Cast - Total	170
Ballots Cast - NONPARTISAN	0
Ballots Cast - DEMOCRAT	135
Ballots Cast - REPUBLICAN	35
Ballots Cast - Blank	0
Voter Turnout - Total	23.45%
Voter Turnout - NONPARTISAN	0.00%
Voter Turnout - DEMOCRAT	41.28%
Voter Turnout - REPUBLICAN	21.47%







DEM Member of State Senate 6th Legislative District Vote For 1

	TOTAL	VOTE %	
James Beach	114	98.28%	
Write-In Totals	2	1.72%	
Total Votes Cast	116	100.00%	
Overvotes	0		
Undervotes	19		

DEM Members of the General Assembly 6th Legislative District Vote For 2

	TOTAL	VOTE %	
Louis D. Greenwald	119	50.42%	
Pamela R. Lampitt	117	49.58%	
Write-In Totals	0	0.00%	
Total Votes Cast	236	100.00%	
Overvotes	0		
Undervotes	34		

DEM Members of the Board of County Commissioners Vote For 2

	TOTAL	VOTE %	
Kate Delany	42	17.72%	
Samuel E. Sweet	30	12.66%	
Louis Cappelli Jr.	88	37.13%	
Jonathan L. Young Sr.	77	32.49%	
Write-In Totals	0	0.00%	
Total Votes Cast	237	100.00%	
Overvotes	10		
Undervotes	23		

Haddonfield District 8

DEM Male Members of County Committee Haddonfield Borough

Vote For 7

	TOTAL	VOTE %	
Anthony Bezich	109	14.46%	<div style="width: 14.46%;"></div>
Francis Gramkowski	108	14.32%	<div style="width: 14.32%;"></div>
Eugene Lepore	103	13.66%	<div style="width: 13.66%;"></div>
Jack Tarditi	112	14.85%	<div style="width: 14.85%;"></div>
Scott Traynor	109	14.46%	<div style="width: 14.46%;"></div>
Jeff Tirabassi	105	13.93%	<div style="width: 13.93%;"></div>
Alessandro Siciliano	108	14.32%	<div style="width: 14.32%;"></div>
Write-In Totals	0	0.00%	
Total Votes Cast	754	100.00%	<div style="width: 100%;"></div>
Overvotes	0		
Undervotes	191		

DEM Female Members of County Committee Haddonfield Borough

Vote For 7

	TOTAL	VOTE %	
Saba Aftab	109	14.03%	<div style="width: 14.03%;"></div>
Susan Baltake	108	13.90%	<div style="width: 13.90%;"></div>
Colleen Bianco Bezich	119	15.32%	<div style="width: 15.32%;"></div>
Anne Walters	112	14.41%	<div style="width: 14.41%;"></div>
Gladis Zambrana	109	14.03%	<div style="width: 14.03%;"></div>
Anne Tirabassi	107	13.77%	<div style="width: 13.77%;"></div>
Jessica Lucas	113	14.54%	<div style="width: 14.54%;"></div>
Write-In Totals	0	0.00%	
Total Votes Cast	777	100.00%	<div style="width: 100%;"></div>
Overvotes	0		
Undervotes	168		

REP Member of State Senate 6th Legislative District

Vote For 1

	TOTAL	VOTE %	
NO PETITION FILED	0	0.00%	
Write-In Totals	1	100.00%	<div style="width: 100%;"></div>
Total Votes Cast	1	100.00%	<div style="width: 100%;"></div>
Overvotes	0		
Undervotes	34		

REP Members of the General Assembly 6th Legislative District





Vote For 2

	TOTAL	VOTE %	
Daniel M. Kenny	35	50.72%	<div style="width: 50.72%;"></div>
Danielle M. Barry	34	49.28%	<div style="width: 49.28%;"></div>
Write-In Totals	0	0.00%	
Total Votes Cast	69	100.00%	<div style="width: 100%;"></div>
Overvotes	0		
Undervotes	1		

Haddonfield District 8

REP Members of the Board of County Commissioners




Vote For 2

	TOTAL	VOTE %	
Jason Fanning	32	49.23%	
Norman C. Rebel Jr.	33	50.77%	
Write-In Totals	0	0.00%	
Total Votes Cast	65	100.00%	
Overvotes	0		
Undervotes	5		





Haddonfield District 9

Statistics	TOTAL
Registered Voters - Total	756
Registered Voters - NONPARTISAN	239
Registered Voters - DEMOCRAT	368
Registered Voters - REPUBLICAN	149
Ballots Cast - Total	170
Ballots Cast - NONPARTISAN	0
Ballots Cast - DEMOCRAT	129
Ballots Cast - REPUBLICAN	41
Ballots Cast - Blank	0
Voter Turnout - Total	22.49%
Voter Turnout - NONPARTISAN	0.00%
Voter Turnout - DEMOCRAT	35.05%
Voter Turnout - REPUBLICAN	27.52%







DEM Member of State Senate 6th Legislative District Vote For 1

	TOTAL	VOTE %	
James Beach	116	100.00%	
Write-In Totals	0	0.00%	
Total Votes Cast	116	100.00%	
Overvotes	0		
Undervotes	13		

DEM Members of the General Assembly 6th Legislative District Vote For 2

	TOTAL	VOTE %	
Louis D. Greenwald	116	50.43%	
Pamela R. Lampitt	114	49.57%	
Write-In Totals	0	0.00%	
Total Votes Cast	230	100.00%	
Overvotes	0		
Undervotes	28		

DEM Members of the Board of County Commissioners Vote For 2

	TOTAL	VOTE %	
Kate Delany	28	11.62%	
Samuel E. Sweet	25	10.37%	
Louis Cappelli Jr.	93	38.59%	
Jonathan L. Young Sr.	95	39.42%	
Write-In Totals	0	0.00%	
Total Votes Cast	241	100.00%	
Overvotes	4		
Undervotes	13		

Haddonfield District 9

DEM Male Members of County Committee Haddonfield Borough

Vote For 7

	TOTAL	VOTE %
Anthony Bezich	112	14.83%
Francis Gramkowski	104	13.77%
Eugene Lepore	105	13.91%
Jack Tarditi	114	15.10%
Scott Traynor	108	14.30%
Jeff Tirabassi	103	13.64%
Alessandro Siciliano	109	14.44%
Write-In Totals	0	0.00%
Total Votes Cast	755	100.00%
Overvotes	0	
Undervotes	148	

DEM Female Members of County Committee Haddonfield Borough

Vote For 7

	TOTAL	VOTE %
Saba Aftab	107	14.21%
Susan Baltake	108	14.34%
Colleen Bianco Bezich	114	15.14%
Anne Walters	107	14.21%
Gladis Zambrana	104	13.81%
Anne Tirabassi	106	14.08%
Jessica Lucas	107	14.21%
Write-In Totals	0	0.00%
Total Votes Cast	753	100.00%
Overvotes	0	
Undervotes	150	

REP Member of State Senate 6th Legislative District

Vote For 1

	TOTAL	VOTE %
NO PETITION FILED	0	0.00%
Write-In Totals	4	100.00%
Total Votes Cast	4	100.00%
Overvotes	0	
Undervotes	37	

REP Members of the General Assembly 6th Legislative District





Vote For 2

	TOTAL	VOTE %
Daniel M. Kenny	38	48.10%
Danielle M. Barry	41	51.90%
Write-In Totals	0	0.00%
Total Votes Cast	79	100.00%
Overvotes	0	
Undervotes	3	

Haddonfield District 9

REP Members of the Board of County Commissioners




Vote For 2

	TOTAL	VOTE %	
Jason Fanning	39	49.37%	
Norman C. Rebel Jr.	40	50.63%	
Write-In Totals	0	0.00%	
Total Votes Cast	79	100.00%	
Overvotes	0		
Undervotes	3		





Haddonfield District 10

Statistics	TOTAL
Registered Voters - Total	781
Registered Voters - NONPARTISAN	212
Registered Voters - DEMOCRAT	415
Registered Voters - REPUBLICAN	154
Ballots Cast - Total	109
Ballots Cast - NONPARTISAN	0
Ballots Cast - DEMOCRAT	82
Ballots Cast - REPUBLICAN	27
Ballots Cast - Blank	0
Voter Turnout - Total	13.96%
Voter Turnout - NONPARTISAN	0.00%
Voter Turnout - DEMOCRAT	19.76%
Voter Turnout - REPUBLICAN	17.53%







DEM Member of State Senate 6th Legislative District Vote For 1

	TOTAL	VOTE %	
James Beach	75	100.00%	
Write-In Totals	0	0.00%	
Total Votes Cast	75	100.00%	
Overvotes	0		
Undervotes	7		

DEM Members of the General Assembly 6th Legislative District Vote For 2

	TOTAL	VOTE %	
Louis D. Greenwald	77	50.66%	
Pamela R. Lampitt	75	49.34%	
Write-In Totals	0	0.00%	
Total Votes Cast	152	100.00%	
Overvotes	0		
Undervotes	12		

DEM Members of the Board of County Commissioners Vote For 2

	TOTAL	VOTE %	
Kate Delany	28	18.54%	
Samuel E. Sweet	21	13.91%	
Louis Cappelli Jr.	52	34.44%	
Jonathan L. Young Sr.	50	33.11%	
Write-In Totals	0	0.00%	
Total Votes Cast	151	100.00%	
Overvotes	4		
Undervotes	9		

Haddonfield District 10

DEM Male Members of County Committee Haddonfield Borough

Vote For 7

	TOTAL	VOTE %
Anthony Bezich	71	14.43%
Francis Gramkowski	71	14.43%
Eugene Lepore	70	14.23%
Jack Tarditi	70	14.23%
Scott Traynor	70	14.23%
Jeff Tirabassi	71	14.43%
Alessandro Siciliano	69	14.02%
Write-In Totals	0	0.00%
Total Votes Cast	492	100.00%
Overvotes	0	
Undervotes	82	

DEM Female Members of County Committee Haddonfield Borough

Vote For 7

	TOTAL	VOTE %
Saba Aftab	72	14.55%
Susan Baltake	68	13.74%
Colleen Bianco Bezich	74	14.95%
Anne Walters	71	14.34%
Gladis Zambrana	70	14.14%
Anne Tirabassi	70	14.14%
Jessica Lucas	70	14.14%
Write-In Totals	0	0.00%
Total Votes Cast	495	100.00%
Overvotes	0	
Undervotes	79	

REP Member of State Senate 6th Legislative District

Vote For 1

	TOTAL	VOTE %
NO PETITION FILED	0	0.00%
Write-In Totals	1	100.00%
Total Votes Cast	1	100.00%
Overvotes	0	
Undervotes	26	

REP Members of the General Assembly 6th Legislative District





Vote For 2

	TOTAL	VOTE %
Daniel M. Kenny	27	50.00%
Danielle M. Barry	27	50.00%
Write-In Totals	0	0.00%
Total Votes Cast	54	100.00%
Overvotes	0	
Undervotes	0	

Haddonfield District 10

REP Members of the Board of County Commissioners




Vote For 2

	TOTAL	VOTE %	
Jason Fanning	26	50.00%	
Norman C. Rebel Jr.	26	50.00%	
Write-In Totals	0	0.00%	
Total Votes Cast	52	100.00%	
Overvotes	0		
Undervotes	2		





Hi-Nella District 1 Suppressed

Statistics	TOTAL
Registered Voters - Total	711
Registered Voters - NONPARTISAN	266
Registered Voters - DEMOCRAT	334
Registered Voters - REPUBLICAN	111
Ballots Cast - Total	65
Ballots Cast - NONPARTISAN	0
Ballots Cast - DEMOCRAT	57
Ballots Cast - REPUBLICAN	8
Ballots Cast - Blank	0
Voter Turnout - Total	9.14%
Voter Turnout - NONPARTISAN	0.00%
Voter Turnout - DEMOCRAT	17.07%
Voter Turnout - REPUBLICAN	7.21%







DEM Member of State Senate 6th Legislative District Vote For 1

	TOTAL	VOTE %	
James Beach	53	100.00%	
Write-In Totals	0	0.00%	
Total Votes Cast	53	100.00%	
Overvotes	0		
Undervotes	4		

DEM Members of the General Assembly 6th Legislative District Vote For 2

	TOTAL	VOTE %	
Louis D. Greenwald	52	49.52%	
Pamela R. Lampitt	53	50.48%	
Write-In Totals	0	0.00%	
Total Votes Cast	105	100.00%	
Overvotes	0		
Undervotes	9		

DEM Members of the Board of County Commissioners Vote For 2

	TOTAL	VOTE %	
Kate Delany	16	16.33%	
Samuel E. Sweet	17	17.35%	
Louis Cappelli Jr.	32	32.65%	
Jonathan L. Young Sr.	33	33.67%	
Write-In Totals	0	0.00%	
Total Votes Cast	98	100.00%	
Overvotes	16		
Undervotes	0		

Hi-Nella District 1 Suppressed

DEM Mayor Hi-Nella Borough

Vote For 1

	TOTAL	VOTE %	
Michael J. Segeren	52	100.00%	<div style="width: 100%;"></div>
Write-In Totals	0	0.00%	<div style="width: 0%;"></div>
Total Votes Cast	52	100.00%	<div style="width: 100%;"></div>
Overvotes	0		
Undervotes	5		

DEM Members of Council Hi-Nella Borough

Vote For 2

	TOTAL	VOTE %	
Cindy McCoy	52	100.00%	<div style="width: 100%;"></div>
NO PETITION FILED	0	0.00%	<div style="width: 0%;"></div>
Write-In Totals	0	0.00%	<div style="width: 0%;"></div>
Total Votes Cast	52	100.00%	<div style="width: 100%;"></div>
Overvotes	0		
Undervotes	62		

DEM Male Member of County Committee Hi-Nella Borough

Vote For 1

	TOTAL	VOTE %	
Gary Tomar	53	100.00%	<div style="width: 100%;"></div>
Write-In Totals	0	0.00%	<div style="width: 0%;"></div>
Total Votes Cast	53	100.00%	<div style="width: 100%;"></div>
Overvotes	0		
Undervotes	4		

DEM Female Member of County Committee Hi-Nella Borough

Vote For 1

	TOTAL	VOTE %	
Cindy McCoy	52	100.00%	<div style="width: 100%;"></div>
Write-In Totals	0	0.00%	<div style="width: 0%;"></div>
Total Votes Cast	52	100.00%	<div style="width: 100%;"></div>
Overvotes	0		
Undervotes	5		

REP Member of State Senate 6th Legislative District

Vote For 1

	TOTAL	VOTE %	
NO PETITION FILED			
Write-In Totals			
Total Votes Cast			
Overvotes			
Undervotes			

Hi-Nella District 1 Suppressed

REP Members of the General Assembly 6th Legislative District

Vote For 2

TOTAL VOTE %

Daniel M. Kenny

Danielle M. Barry

Write-In Totals

Total Votes Cast

Overvotes

Undervotes

REP Members of the Board of County Commissioners

Vote For 2

TOTAL VOTE %

Jason Fanning

Norman C. Rebel Jr.

Write-In Totals

Total Votes Cast

Overvotes

Undervotes

REP Mayor Hi-Nella Borough

Vote For 1

TOTAL VOTE %

NO PETITION FILED

Write-In Totals

Total Votes Cast

Overvotes

Undervotes

REP Members of Council Hi-Nella Borough

Vote For 2

TOTAL VOTE %

NO PETITION FILED

NO PETITION FILED

Write-In Totals

Total Votes Cast

Overvotes

Undervotes

Laurel Springs District 1 Suppressed

Statistics	TOTAL
Registered Voters - Total	853
Registered Voters - NONPARTISAN	318
Registered Voters - DEMOCRAT	371
Registered Voters - REPUBLICAN	164
Ballots Cast - Total	70
Ballots Cast - NONPARTISAN	0
Ballots Cast - DEMOCRAT	58
Ballots Cast - REPUBLICAN	12
Ballots Cast - Blank	0
Voter Turnout - Total	8.21%
Voter Turnout - NONPARTISAN	0.00%
Voter Turnout - DEMOCRAT	15.63%
Voter Turnout - REPUBLICAN	7.32%

DEM Member of State Senate 6th Legislative District Vote For 1

	TOTAL	VOTE %	
James Beach	51	100.00%	<div style="width: 100%; height: 10px; background-color: #ffc107;"></div>
Write-In Totals	0	0.00%	<div style="width: 0%; height: 10px; background-color: #6c757d;"></div>
Total Votes Cast	51	100.00%	<div style="width: 100%; height: 10px; background-color: #ffc107;"></div>
Overvotes	0		
Undervotes	7		

DEM Members of the General Assembly 6th Legislative District Vote For 2

	TOTAL	VOTE %	
Louis D. Greenwald	51	49.51%	<div style="width: 49.51%; height: 10px; background-color: #ffc107;"></div>
Pamela R. Lampitt	52	50.49%	<div style="width: 50.49%; height: 10px; background-color: #ffc107;"></div>
Write-In Totals	0	0.00%	<div style="width: 0%; height: 10px; background-color: #6c757d;"></div>
Total Votes Cast	103	100.00%	<div style="width: 100%; height: 10px; background-color: #ffc107;"></div>
Overvotes	0		
Undervotes	13		

DEM Members of the Board of County Commissioners Vote For 2

	TOTAL	VOTE %	
Kate Delany	25	24.27%	<div style="width: 24.27%; height: 10px; background-color: #ffc107;"></div>
Samuel E. Sweet	25	24.27%	<div style="width: 24.27%; height: 10px; background-color: #ffc107;"></div>
Louis Cappelli Jr.	28	27.18%	<div style="width: 27.18%; height: 10px; background-color: #ffc107;"></div>
Jonathan L. Young Sr.	25	24.27%	<div style="width: 24.27%; height: 10px; background-color: #ffc107;"></div>
Write-In Totals	0	0.00%	<div style="width: 0%; height: 10px; background-color: #6c757d;"></div>
Total Votes Cast	103	100.00%	<div style="width: 100%; height: 10px; background-color: #ffc107;"></div>
Overvotes	8		
Undervotes	5		

Laurel Springs District 1 Suppressed

DEM Mayor Laurel Springs Borough

Vote For 1

	TOTAL	VOTE %	
Thomas A. Barbera	55	100.00%	<div style="width: 100%; height: 10px; background-color: #f0e68c;"></div>
Write-In Totals	0	0.00%	<div style="width: 0%; height: 10px; background-color: #d3d3d3;"></div>
Total Votes Cast	55	100.00%	<div style="width: 100%; height: 10px; background-color: #f0e68c;"></div>
Overvotes	0		
Undervotes	3		

DEM Members of Council Laurel Springs Borough

Vote For 2

	TOTAL	VOTE %	
Joseph A. Cruz	54	100.00%	<div style="width: 100%; height: 10px; background-color: #f0e68c;"></div>
NO PETITION FILED	0	0.00%	<div style="width: 0%; height: 10px; background-color: #d3d3d3;"></div>
Write-In Totals	0	0.00%	<div style="width: 0%; height: 10px; background-color: #d3d3d3;"></div>
Total Votes Cast	54	100.00%	<div style="width: 100%; height: 10px; background-color: #f0e68c;"></div>
Overvotes	0		
Undervotes	62		

DEM Male Member of County Committee Laurel Springs Borough

Vote For 1

	TOTAL	VOTE %	
Thomas A. Barbera	54	100.00%	<div style="width: 100%; height: 10px; background-color: #f0e68c;"></div>
Write-In Totals	0	0.00%	<div style="width: 0%; height: 10px; background-color: #d3d3d3;"></div>
Total Votes Cast	54	100.00%	<div style="width: 100%; height: 10px; background-color: #f0e68c;"></div>
Overvotes	0		
Undervotes	4		

DEM Female Member of County Committee Laurel Springs Borough

Vote For 1

	TOTAL	VOTE %	
Marie V. Nasuti	54	100.00%	<div style="width: 100%; height: 10px; background-color: #f0e68c;"></div>
Write-In Totals	0	0.00%	<div style="width: 0%; height: 10px; background-color: #d3d3d3;"></div>
Total Votes Cast	54	100.00%	<div style="width: 100%; height: 10px; background-color: #f0e68c;"></div>
Overvotes	0		
Undervotes	4		

REP Member of State Senate 6th Legislative District

Vote For 1

	TOTAL	VOTE %	
NO PETITION FILED			
Write-In Totals			
Total Votes Cast			
Overvotes			
Undervotes			

Laurel Springs District 1 Suppressed

REP Members of the General Assembly 6th Legislative District

Vote For 2

TOTAL VOTE %

Daniel M. Kenny

Danielle M. Barry

Write-In Totals

Total Votes Cast

Overvotes

Undervotes

REP Members of the Board of County Commissioners

Vote For 2

TOTAL VOTE %

Jason Fanning

Norman C. Rebel Jr.

Write-In Totals

Total Votes Cast

Overvotes

Undervotes

REP Mayor Laurel Springs Borough

Vote For 1

TOTAL VOTE %

NO PETITION FILED

Write-In Totals

Total Votes Cast

Overvotes

Undervotes

REP Members of Council Laurel Springs Borough

Vote For 2

TOTAL VOTE %

Sam DelPidio

NO PETITION FILED

Write-In Totals

Total Votes Cast




Overvotes

Undervotes





Laurel Springs District 2

Statistics	TOTAL
Registered Voters - Total	754
Registered Voters - NONPARTISAN	271
Registered Voters - DEMOCRAT	288
Registered Voters - REPUBLICAN	195
Ballots Cast - Total	88
Ballots Cast - NONPARTISAN	0
Ballots Cast - DEMOCRAT	63
Ballots Cast - REPUBLICAN	25
Ballots Cast - Blank	1
Voter Turnout - Total	11.67%
Voter Turnout - NONPARTISAN	0.00%
Voter Turnout - DEMOCRAT	21.88%
Voter Turnout - REPUBLICAN	12.82%







DEM Member of State Senate 6th Legislative District Vote For 1

	TOTAL	VOTE %	
James Beach	61	100.00%	
Write-In Totals	0	0.00%	
Total Votes Cast	61	100.00%	
Overvotes	0		
Undervotes	2		

DEM Members of the General Assembly 6th Legislative District Vote For 2

	TOTAL	VOTE %	
Louis D. Greenwald	60	50.42%	
Pamela R. Lampitt	59	49.58%	
Write-In Totals	0	0.00%	
Total Votes Cast	119	100.00%	
Overvotes	0		
Undervotes	7		

DEM Members of the Board of County Commissioners Vote For 2

	TOTAL	VOTE %	
Kate Delany	26	21.85%	
Samuel E. Sweet	19	15.97%	
Louis Cappelli Jr.	36	30.25%	
Jonathan L. Young Sr.	38	31.93%	
Write-In Totals	0	0.00%	
Total Votes Cast	119	100.00%	
Overvotes	2		
Undervotes	5		

Laurel Springs District 2

DEM Mayor Laurel Springs Borough

Vote For 1

	TOTAL	VOTE %	
Thomas A. Barbera	58	100.00%	<div style="width: 100%;"></div>
Write-In Totals	0	0.00%	<div style="width: 0%;"></div>
Total Votes Cast	58	100.00%	<div style="width: 100%;"></div>
Overvotes	0		
Undervotes	5		

DEM Members of Council Laurel Springs Borough

Vote For 2

	TOTAL	VOTE %	
Joseph A. Cruz	61	100.00%	<div style="width: 100%;"></div>
NO PETITION FILED	0	0.00%	<div style="width: 0%;"></div>
Write-In Totals	0	0.00%	<div style="width: 0%;"></div>
Total Votes Cast	61	100.00%	<div style="width: 100%;"></div>
Overvotes	0		
Undervotes	65		

DEM Male Member of County Committee Laurel Springs Borough

Vote For 1

	TOTAL	VOTE %	
Thomas A. Barbera	61	100.00%	<div style="width: 100%;"></div>
Write-In Totals	0	0.00%	<div style="width: 0%;"></div>
Total Votes Cast	61	100.00%	<div style="width: 100%;"></div>
Overvotes	0		
Undervotes	2		

DEM Female Member of County Committee Laurel Springs Borough

Vote For 1

	TOTAL	VOTE %	
Marie V. Nasuti	58	100.00%	<div style="width: 100%;"></div>
Write-In Totals	0	0.00%	<div style="width: 0%;"></div>
Total Votes Cast	58	100.00%	<div style="width: 100%;"></div>
Overvotes	0		
Undervotes	5		

REP Member of State Senate 6th Legislative District

Vote For 1

	TOTAL	VOTE %	
NO PETITION FILED	0	0.00%	<div style="width: 0%;"></div>
Write-In Totals	1	100.00%	<div style="width: 100%;"></div>
Total Votes Cast	1	100.00%	<div style="width: 100%;"></div>
Overvotes	0		
Undervotes	24		

Laurel Springs District 2

REP Members of the General Assembly 6th Legislative District

Vote For 2

	TOTAL	VOTE %	
Daniel M. Kenny	22	48.89%	<div style="width: 48.89%; background-color: #f0e68c;"></div>
Danielle M. Barry	23	51.11%	<div style="width: 51.11%; background-color: #f0e68c;"></div>
Write-In Totals	0	0.00%	<div style="width: 0%; background-color: #f0e68c;"></div>
Total Votes Cast	45	100.00%	<div style="width: 100%; background-color: #f0e68c;"></div>
Overvotes	0		
Undervotes	5		

REP Members of the Board of County Commissioners

Vote For 2

	TOTAL	VOTE %	
Jason Fanning	22	48.89%	<div style="width: 48.89%; background-color: #f0e68c;"></div>
Norman C. Rebel Jr.	23	51.11%	<div style="width: 51.11%; background-color: #f0e68c;"></div>
Write-In Totals	0	0.00%	<div style="width: 0%; background-color: #f0e68c;"></div>
Total Votes Cast	45	100.00%	<div style="width: 100%; background-color: #f0e68c;"></div>
Overvotes	0		
Undervotes	5		

REP Mayor Laurel Springs Borough

Vote For 1

	TOTAL	VOTE %	
NO PETITION FILED	0		<div style="width: 0%; background-color: #f0e68c;"></div>
Write-In Totals	0		<div style="width: 0%; background-color: #f0e68c;"></div>
Total Votes Cast	0		<div style="width: 0%; background-color: #f0e68c;"></div>
Overvotes	0		
Undervotes	25		

REP Members of Council Laurel Springs Borough




Vote For 2

	TOTAL	VOTE %	
Sam DelPidio	24	100.00%	<div style="width: 100%; background-color: #f0e68c;"></div>
NO PETITION FILED	0	0.00%	<div style="width: 0%; background-color: #f0e68c;"></div>
Write-In Totals	0	0.00%	<div style="width: 0%; background-color: #f0e68c;"></div>
Total Votes Cast	24	100.00%	<div style="width: 100%; background-color: #f0e68c;"></div>
Overvotes	0		
Undervotes	26		





Lawnside District 1 Suppressed

Statistics	TOTAL
Registered Voters - Total	1,254
Registered Voters - NONPARTISAN	306
Registered Voters - DEMOCRAT	906
Registered Voters - REPUBLICAN	42
Ballots Cast - Total	214
Ballots Cast - NONPARTISAN	0
Ballots Cast - DEMOCRAT	210
Ballots Cast - REPUBLICAN	4
Ballots Cast - Blank	0
Voter Turnout - Total	17.07%
Voter Turnout - NONPARTISAN	0.00%
Voter Turnout - DEMOCRAT	23.18%
Voter Turnout - REPUBLICAN	9.52%







DEM Member of State Senate 6th Legislative District Vote For 1

	TOTAL	VOTE %	
James Beach	183	100.00%	
Write-In Totals	0	0.00%	
Total Votes Cast	183	100.00%	
Overvotes	0		
Undervotes	27		

DEM Members of the General Assembly 6th Legislative District Vote For 2

	TOTAL	VOTE %	
Louis D. Greenwald	185	51.10%	
Pamela R. Lampitt	177	48.90%	
Write-In Totals	0	0.00%	
Total Votes Cast	362	100.00%	
Overvotes	0		
Undervotes	58		

DEM Members of the Board of County Commissioners Vote For 2

	TOTAL	VOTE %	
Kate Delany	34	9.60%	
Samuel E. Sweet	26	7.34%	
Louis Cappelli Jr.	148	41.81%	
Jonathan L. Young Sr.	146	41.24%	
Write-In Totals	0	0.00%	
Total Votes Cast	354	100.00%	
Overvotes	22		
Undervotes	44		

Lawnside District 1 Suppressed

DEM Members of Council Lawnside Borough

Vote For 2

	TOTAL	VOTE %	
Rhonda R. Wardlow Hurley	175	49.72%	<div style="width: 49.72%; background-color: #f0e68c;"></div>
Eric J. Wilcox Sr.	177	50.28%	<div style="width: 50.28%; background-color: #f0e68c;"></div>
Write-In Totals	0	0.00%	
Total Votes Cast	352	100.00%	<div style="width: 100%; background-color: #f0e68c;"></div>
Overvotes	0		
Undervotes	68		

DEM Male Members of County Committee Lawnside Borough

Vote For 3

	TOTAL	VOTE %	
Raffael Ali	182	33.46%	<div style="width: 33.46%; background-color: #f0e68c;"></div>
Steve Pollard	185	34.01%	<div style="width: 34.01%; background-color: #f0e68c;"></div>
Eric J. Wilcox Sr.	176	32.35%	<div style="width: 32.35%; background-color: #f0e68c;"></div>
Write-In Totals	1	0.18%	
Total Votes Cast	544	100.00%	<div style="width: 100%; background-color: #f0e68c;"></div>
Overvotes	0		
Undervotes	86		

DEM Female Members of County Committee Lawnside Borough

Vote For 3

	TOTAL	VOTE %	
Sydney A. Hurley	167	31.63%	<div style="width: 31.63%; background-color: #f0e68c;"></div>
Rhonda R. Wardlow Hurley	176	33.33%	<div style="width: 33.33%; background-color: #f0e68c;"></div>
Bridgett Kittles	185	35.04%	<div style="width: 35.04%; background-color: #f0e68c;"></div>
Write-In Totals	0	0.00%	
Total Votes Cast	528	100.00%	<div style="width: 100%; background-color: #f0e68c;"></div>
Overvotes	0		
Undervotes	102		

REP Member of State Senate 6th Legislative District

Vote For 1

	TOTAL	VOTE %
--	-------	--------

NO PETITION FILED

Write-In Totals	
Total Votes Cast	
Overvotes	
Undervotes	

Lawnside District 1 Suppressed

REP Members of the General Assembly 6th Legislative District

Vote For 2

TOTAL VOTE %

Daniel M. Kenny

Danielle M. Barry

Write-In Totals

Total Votes Cast

Overvotes

Undervotes

REP Members of the Board of County Commissioners

Vote For 2

TOTAL VOTE %

Jason Fanning

Norman C. Rebel Jr.

Write-In Totals

Total Votes Cast

Overvotes

Undervotes

REP Members of Council Lawnside Borough

Vote For 2

TOTAL VOTE %

NO PETITION FILED

NO PETITION FILED

Write-In Totals

Total Votes Cast

Overvotes

Undervotes

Lawnside District 2 Suppressed

Statistics	TOTAL
Registered Voters - Total	1,314
Registered Voters - NONPARTISAN	347
Registered Voters - DEMOCRAT	910
Registered Voters - REPUBLICAN	57
Ballots Cast - Total	220
Ballots Cast - NONPARTISAN	0
Ballots Cast - DEMOCRAT	218
Ballots Cast - REPUBLICAN	2
Ballots Cast - Blank	0
Voter Turnout - Total	16.74%
Voter Turnout - NONPARTISAN	0.00%
Voter Turnout - DEMOCRAT	23.96%
Voter Turnout - REPUBLICAN	3.51%

DEM Member of State Senate 6th Legislative District Vote For 1

	TOTAL	VOTE %	
James Beach	184	98.40%	
Write-In Totals	3	1.60%	
Total Votes Cast	187	100.00%	
Overvotes	0		
Undervotes	31		

DEM Members of the General Assembly 6th Legislative District Vote For 2

	TOTAL	VOTE %	
Louis D. Greenwald	192	50.26%	
Pamela R. Lampitt	188	49.21%	
Write-In Totals	2	0.52%	
Total Votes Cast	382	100.00%	
Overvotes	0		
Undervotes	54		





DEM Members of the Board of County Commissioners Vote For 2

	TOTAL	VOTE %	
Kate Delany	35	9.67%	
Samuel E. Sweet	24	6.63%	
Louis Cappelli Jr.	145	40.06%	
Jonathan L. Young Sr.	156	43.09%	
Write-In Totals	2	0.55%	
Total Votes Cast	362	100.00%	
Overvotes	38		
Undervotes	36		

Lawnside District 2 Suppressed






DEM Members of Council Lawnside Borough

Vote For 2

	TOTAL	VOTE %	
Rhonda R. Wardlow Hurley	171	48.17%	
Eric J. Wilcox Sr.	182	51.27%	
Write-In Totals	2	0.56%	
Total Votes Cast	355	100.00%	
Overvotes	0		
Undervotes	81		






DEM Male Members of County Committee Lawnside Borough

Vote For 3

	TOTAL	VOTE %	
Raffael Ali	190	34.73%	
Steve Pollard	181	33.09%	
Eric J. Wilcox Sr.	174	31.81%	
Write-In Totals	2	0.37%	
Total Votes Cast	547	100.00%	
Overvotes	0		
Undervotes	107		

DEM Female Members of County Committee Lawnside Borough

Vote For 3

	TOTAL	VOTE %	
Sydney A. Hurley	163	32.34%	
Rhonda R. Wardlow Hurley	161	31.94%	
Bridgett Kittles	180	35.71%	
Write-In Totals	0	0.00%	
Total Votes Cast	504	100.00%	
Overvotes	0		
Undervotes	150		

REP Member of State Senate 6th Legislative District

Vote For 1

	TOTAL	VOTE %	
NO PETITION FILED			
Write-In Totals			
Total Votes Cast			
Overvotes			
Undervotes			

Lawnside District 2 Suppressed

REP Members of the General Assembly 6th Legislative District

Vote For 2

	TOTAL	VOTE %
Daniel M. Kenny		
Danielle M. Barry		
Write-In Totals		
Total Votes Cast		
Overvotes		
Undervotes		

REP Members of the Board of County Commissioners

Vote For 2

	TOTAL	VOTE %
Jason Fanning		
Norman C. Rebel Jr.		
Write-In Totals		
Total Votes Cast		
Overvotes		
Undervotes		

REP Members of Council Lawnside Borough

Vote For 2

	TOTAL	VOTE %
NO PETITION FILED		
NO PETITION FILED		
Write-In Totals		
Total Votes Cast		
Overvotes		
Undervotes		

Lindenwold District 1

Statistics	TOTAL
Registered Voters - Total	1,390
Registered Voters - NONPARTISAN	516
Registered Voters - DEMOCRAT	664
Registered Voters - REPUBLICAN	210
Ballots Cast - Total	182
Ballots Cast - NONPARTISAN	0
Ballots Cast - DEMOCRAT	144
Ballots Cast - REPUBLICAN	38
Ballots Cast - Blank	1
Voter Turnout - Total	13.09%
Voter Turnout - NONPARTISAN	0.00%
Voter Turnout - DEMOCRAT	21.69%
Voter Turnout - REPUBLICAN	18.10%

DEM Member of State Senate 6th Legislative District Vote For 1

	TOTAL	VOTE %	
James Beach	117	99.15%	
Write-In Totals	1	0.85%	
Total Votes Cast	118	100.00%	
Overvotes	0		
Undervotes	26		

DEM Members of the General Assembly 6th Legislative District Vote For 2

	TOTAL	VOTE %	
Louis D. Greenwald	108	48.87%	
Pamela R. Lampitt	111	50.23%	
Write-In Totals	2	0.90%	
Total Votes Cast	221	100.00%	
Overvotes	0		
Undervotes	67		

DEM Members of the Board of County Commissioners Vote For 2

	TOTAL	VOTE %	
Kate Delany	44	18.80%	
Samuel E. Sweet	34	14.53%	
Louis Cappelli Jr.	73	31.20%	
Jonathan L. Young Sr.	81	34.62%	
Write-In Totals	2	0.85%	
Total Votes Cast	234	100.00%	
Overvotes	8		
Undervotes	46		

Lindenwold District 1

DEM Mayor Lindenwold Borough

Vote For 1

	TOTAL	VOTE %	
Richard E. Roach Jr.	72	51.43%	<div style="width: 51.43%; background-color: #f0e68c;"></div>
Walter F. Lenkowski	68	48.57%	<div style="width: 48.57%; background-color: #f0e68c;"></div>
Write-In Totals	0	0.00%	
Total Votes Cast	140	100.00%	<div style="width: 100%; background-color: #f0e68c;"></div>
Overvotes	1		
Undervotes	3		

DEM Members of Council Lindenwold Borough

Vote For 2

	TOTAL	VOTE %	
Linda M. Hess	78	29.10%	<div style="width: 29.10%; background-color: #f0e68c;"></div>
Jermaine Jackson	76	28.36%	<div style="width: 28.36%; background-color: #f0e68c;"></div>
Justin R. Green	56	20.90%	<div style="width: 20.90%; background-color: #f0e68c;"></div>
Ninofhka Torres	58	21.64%	<div style="width: 21.64%; background-color: #f0e68c;"></div>
Write-In Totals	0	0.00%	
Total Votes Cast	268	100.00%	<div style="width: 100%; background-color: #f0e68c;"></div>
Overvotes	2		
Undervotes	18		

DEM Members of County Committee Lindenwold Borough

Vote For 1

	TOTAL	VOTE %	
Lindenwold Reg Dem Org	67	52.76%	<div style="width: 52.76%; background-color: #f0e68c;"></div>
Lindenwold Dems For Change	60	47.24%	<div style="width: 47.24%; background-color: #f0e68c;"></div>
Total Votes Cast	127	100.00%	<div style="width: 100%; background-color: #f0e68c;"></div>
Overvotes	0		
Undervotes	17		

REP Member of State Senate 6th Legislative District





Vote For 1

	TOTAL	VOTE %	
NO PETITION FILED	0	0.00%	
Write-In Totals	1	100.00%	<div style="width: 100%; background-color: #f0e68c;"></div>
Total Votes Cast	1	100.00%	<div style="width: 100%; background-color: #f0e68c;"></div>
Overvotes	0		
Undervotes	37		

Lindenwold District 1





REP Members of the General Assembly 6th Legislative District

Vote For 2

	TOTAL	VOTE %	
Daniel M. Kenny	33	48.53%	
Danielle M. Barry	33	48.53%	
Write-In Totals	2	2.94%	
Total Votes Cast	68	100.00%	
Overvotes	0		
Undervotes	8		




REP Members of the Board of County Commissioners

Vote For 2

	TOTAL	VOTE %	
Jason Fanning	36	51.43%	
Norman C. Rebel Jr.	32	45.71%	
Write-In Totals	2	2.86%	
Total Votes Cast	70	100.00%	
Overvotes	0		
Undervotes	6		





REP Mayor Lindenwold Borough

Vote For 1

	TOTAL	VOTE %	
Diane L. Veteri	33	97.06%	
Write-In Totals	1	2.94%	
Total Votes Cast	34	100.00%	
Overvotes	0		
Undervotes	4		

REP Members of Council Lindenwold Borough




Vote For 2

	TOTAL	VOTE %	
NO PETITION FILED	0	0.00%	
NO PETITION FILED	0	0.00%	
Write-In Totals	3	100.00%	
Total Votes Cast	3	100.00%	
Overvotes	0		
Undervotes	73		





Lindenwold District 2

Statistics	TOTAL
Registered Voters - Total	1,384
Registered Voters - NONPARTISAN	481
Registered Voters - DEMOCRAT	690
Registered Voters - REPUBLICAN	213
Ballots Cast - Total	182
Ballots Cast - NONPARTISAN	0
Ballots Cast - DEMOCRAT	151
Ballots Cast - REPUBLICAN	31
Ballots Cast - Blank	0
Voter Turnout - Total	13.15%
Voter Turnout - NONPARTISAN	0.00%
Voter Turnout - DEMOCRAT	21.88%
Voter Turnout - REPUBLICAN	14.55%







DEM Member of State Senate 6th Legislative District Vote For 1

	TOTAL	VOTE %	
James Beach	113	100.00%	
Write-In Totals	0	0.00%	
Total Votes Cast	113	100.00%	
Overvotes	0		
Undervotes	38		

DEM Members of the General Assembly 6th Legislative District Vote For 2

	TOTAL	VOTE %	
Louis D. Greenwald	107	50.23%	
Pamela R. Lampitt	106	49.77%	
Write-In Totals	0	0.00%	
Total Votes Cast	213	100.00%	
Overvotes	0		
Undervotes	89		





DEM Members of the Board of County Commissioners Vote For 2

	TOTAL	VOTE %	
Kate Delany	47	18.73%	
Samuel E. Sweet	36	14.34%	
Louis Cappelli Jr.	84	33.47%	
Jonathan L. Young Sr.	84	33.47%	
Write-In Totals	0	0.00%	
Total Votes Cast	251	100.00%	
Overvotes	6		
Undervotes	45		

Lindenwold District 2







DEM Mayor Lindenwold Borough

Vote For 1

	TOTAL	VOTE %	
Richard E. Roach Jr.	81	58.27%	
Walter F. Lenkowski	58	41.73%	
Write-In Totals	0	0.00%	
Total Votes Cast	139	100.00%	
Overvotes	2		
Undervotes	10		




DEM Members of Council Lindenwold Borough

Vote For 2

	TOTAL	VOTE %	
Linda M. Hess	82	29.50%	
Jermaine Jackson	83	29.86%	
Justin R. Green	59	21.22%	
Ninofhka Torres	54	19.42%	
Write-In Totals	0	0.00%	
Total Votes Cast	278	100.00%	
Overvotes	4		
Undervotes	20		

DEM Members of County Committee Lindenwold Borough

Vote For 1

	TOTAL	VOTE %	
Lindenwold Reg Dem Org	69	57.02%	
Lindenwold Dems For Change	52	42.98%	
Total Votes Cast	121	100.00%	
Overvotes	4		
Undervotes	26		

REP Member of State Senate 6th Legislative District

Vote For 1

	TOTAL	VOTE %	
NO PETITION FILED	0		
Write-In Totals	0		
Total Votes Cast	0		
Overvotes	0		
Undervotes	31		

Lindenwold District 2

REP Members of the General Assembly 6th Legislative District

Vote For 2

	TOTAL	VOTE %	
Daniel M. Kenny	29	50.00%	<div style="width: 50%;"><div style="width: 50%;"></div></div>
Danielle M. Barry	29	50.00%	<div style="width: 50%;"><div style="width: 50%;"></div></div>
Write-In Totals	0	0.00%	<div style="width: 0%;"><div style="width: 0%;"></div></div>
Total Votes Cast	58	100.00%	<div style="width: 100%;"><div style="width: 100%;"></div></div>
Overvotes	0		
Undervotes	4		

REP Members of the Board of County Commissioners

Vote For 2

	TOTAL	VOTE %	
Jason Fanning	28	49.12%	<div style="width: 49.12%;"><div style="width: 49.12%;"></div></div>
Norman C. Rebel Jr.	29	50.88%	<div style="width: 50.88%;"><div style="width: 50.88%;"></div></div>
Write-In Totals	0	0.00%	<div style="width: 0%;"><div style="width: 0%;"></div></div>
Total Votes Cast	57	100.00%	<div style="width: 100%;"><div style="width: 100%;"></div></div>
Overvotes	0		
Undervotes	5		

REP Mayor Lindenwold Borough

Vote For 1

	TOTAL	VOTE %	
Diane L. Veteri	30	96.77%	<div style="width: 96.77%;"><div style="width: 96.77%;"></div></div>
Write-In Totals	1	3.23%	<div style="width: 3.23%;"><div style="width: 3.23%;"></div></div>
Total Votes Cast	31	100.00%	<div style="width: 100%;"><div style="width: 100%;"></div></div>
Overvotes	0		
Undervotes	0		

REP Members of Council Lindenwold Borough




Vote For 2

	TOTAL	VOTE %	
NO PETITION FILED	0		
NO PETITION FILED	0		
Write-In Totals	0		
Total Votes Cast	0		
Overvotes	0		
Undervotes	62		





Lindenwold District 3

Statistics	TOTAL
Registered Voters - Total	982
Registered Voters - NONPARTISAN	326
Registered Voters - DEMOCRAT	527
Registered Voters - REPUBLICAN	129
Ballots Cast - Total	150
Ballots Cast - NONPARTISAN	0
Ballots Cast - DEMOCRAT	132
Ballots Cast - REPUBLICAN	18
Ballots Cast - Blank	0
Voter Turnout - Total	15.27%
Voter Turnout - NONPARTISAN	0.00%
Voter Turnout - DEMOCRAT	25.05%
Voter Turnout - REPUBLICAN	13.95%







DEM Member of State Senate 6th Legislative District Vote For 1

	TOTAL	VOTE %	
James Beach	112	100.00%	
Write-In Totals	0	0.00%	
Total Votes Cast	112	100.00%	
Overvotes	0		
Undervotes	20		

DEM Members of the General Assembly 6th Legislative District Vote For 2

	TOTAL	VOTE %	
Louis D. Greenwald	113	50.45%	
Pamela R. Lampitt	111	49.55%	
Write-In Totals	0	0.00%	
Total Votes Cast	224	100.00%	
Overvotes	0		
Undervotes	40		





DEM Members of the Board of County Commissioners Vote For 2

	TOTAL	VOTE %	
Kate Delany	25	11.52%	
Samuel E. Sweet	17	7.83%	
Louis Cappelli Jr.	85	39.17%	
Jonathan L. Young Sr.	90	41.47%	
Write-In Totals	0	0.00%	
Total Votes Cast	217	100.00%	
Overvotes	10		
Undervotes	37		

Lindenwold District 3







DEM Mayor Lindenwold Borough

Vote For 1

	TOTAL	VOTE %	
Richard E. Roach Jr.	63	52.07%	
Walter F. Lenkowski	58	47.93%	
Write-In Totals	0	0.00%	
Total Votes Cast	121	100.00%	
Overvotes	3		
Undervotes	8		




DEM Members of Council Lindenwold Borough

Vote For 2

	TOTAL	VOTE %	
Linda M. Hess	64	26.78%	
Jermaine Jackson	66	27.62%	
Justin R. Green	55	23.01%	
Ninofhka Torres	54	22.59%	
Write-In Totals	0	0.00%	
Total Votes Cast	239	100.00%	
Overvotes	6		
Undervotes	19		

DEM Members of County Committee Lindenwold Borough

Vote For 1

	TOTAL	VOTE %	
Lindenwold Reg Dem Org	63	54.78%	
Lindenwold Dems For Change	52	45.22%	
Total Votes Cast	115	100.00%	
Overvotes	3		
Undervotes	14		

REP Member of State Senate 6th Legislative District

Vote For 1

	TOTAL	VOTE %	
NO PETITION FILED	0		
Write-In Totals	0		
Total Votes Cast	0		
Overvotes	0		
Undervotes	18		

Lindenwold District 3

REP Members of the General Assembly 6th Legislative District

Vote For 2

	TOTAL	VOTE %	
Daniel M. Kenny	18	50.00%	<div style="width: 50%; background-color: #f0e68c;"></div>
Danielle M. Barry	18	50.00%	<div style="width: 50%; background-color: #f0e68c;"></div>
Write-In Totals	0	0.00%	<div style="width: 0%; background-color: #f0e68c;"></div>
Total Votes Cast	36	100.00%	<div style="width: 100%; background-color: #f0e68c;"></div>
Overvotes	0		
Undervotes	0		

REP Members of the Board of County Commissioners

Vote For 2

	TOTAL	VOTE %	
Jason Fanning	18	51.43%	<div style="width: 51.43%; background-color: #f0e68c;"></div>
Norman C. Rebel Jr.	17	48.57%	<div style="width: 48.57%; background-color: #f0e68c;"></div>
Write-In Totals	0	0.00%	<div style="width: 0%; background-color: #f0e68c;"></div>
Total Votes Cast	35	100.00%	<div style="width: 100%; background-color: #f0e68c;"></div>
Overvotes	0		
Undervotes	1		

REP Mayor Lindenwold Borough

Vote For 1

	TOTAL	VOTE %	
Diane L. Veteri	18	100.00%	<div style="width: 100%; background-color: #f0e68c;"></div>
Write-In Totals	0	0.00%	<div style="width: 0%; background-color: #f0e68c;"></div>
Total Votes Cast	18	100.00%	<div style="width: 100%; background-color: #f0e68c;"></div>
Overvotes	0		
Undervotes	0		

REP Members of Council Lindenwold Borough

Vote For 2

	TOTAL	VOTE %	
NO PETITION FILED	0		
NO PETITION FILED	0		
Write-In Totals	0		
Total Votes Cast	0		
Overvotes	0		
Undervotes	36		

Lindenwold District 4

Statistics	TOTAL
Registered Voters - Total	1,825
Registered Voters - NONPARTISAN	641
Registered Voters - DEMOCRAT	997
Registered Voters - REPUBLICAN	187
Ballots Cast - Total	299
Ballots Cast - NONPARTISAN	0
Ballots Cast - DEMOCRAT	258
Ballots Cast - REPUBLICAN	41
Ballots Cast - Blank	0
Voter Turnout - Total	16.38%
Voter Turnout - NONPARTISAN	0.00%
Voter Turnout - DEMOCRAT	25.88%
Voter Turnout - REPUBLICAN	21.93%

DEM Member of State Senate 6th Legislative District Vote For 1

	TOTAL	VOTE %
James Beach	194	99.49%
Write-In Totals	1	0.51%
Total Votes Cast	195	100.00%
Overvotes	0	
Undervotes	63	

DEM Members of the General Assembly 6th Legislative District Vote For 2

	TOTAL	VOTE %
Louis D. Greenwald	187	50.00%
Pamela R. Lampitt	187	50.00%
Write-In Totals	0	0.00%
Total Votes Cast	374	100.00%
Overvotes	0	
Undervotes	142	

DEM Members of the Board of County Commissioners Vote For 2

	TOTAL	VOTE %
Kate Delany	58	14.46%
Samuel E. Sweet	50	12.47%
Louis Cappelli Jr.	152	37.91%
Jonathan L. Young Sr.	141	35.16%
Write-In Totals	0	0.00%
Total Votes Cast	401	100.00%
Overvotes	18	
Undervotes	97	

Lindenwold District 4

DEM Mayor Lindenwold Borough

Vote For 1

	TOTAL	VOTE %	
Richard E. Roach Jr.	105	44.12%	<div style="width: 44.12%;"><div style="width: 44.12%;"></div></div>
Walter F. Lenkowski	133	55.88%	<div style="width: 55.88%;"><div style="width: 55.88%;"></div></div>
Write-In Totals	0	0.00%	<div style="width: 0%;"><div style="width: 0%;"></div></div>
Total Votes Cast	238	100.00%	<div style="width: 100%;"><div style="width: 100%;"></div></div>
Overvotes	6		
Undervotes	14		

DEM Members of Council Lindenwold Borough

Vote For 2

	TOTAL	VOTE %	
Linda M. Hess	102	21.43%	<div style="width: 21.43%;"><div style="width: 21.43%;"></div></div>
Jermaine Jackson	109	22.90%	<div style="width: 22.90%;"><div style="width: 22.90%;"></div></div>
Justin R. Green	137	28.78%	<div style="width: 28.78%;"><div style="width: 28.78%;"></div></div>
Ninofhka Torres	128	26.89%	<div style="width: 26.89%;"><div style="width: 26.89%;"></div></div>
Write-In Totals	0	0.00%	<div style="width: 0%;"><div style="width: 0%;"></div></div>
Total Votes Cast	476	100.00%	<div style="width: 100%;"><div style="width: 100%;"></div></div>
Overvotes	12		
Undervotes	28		

DEM Members of County Committee Lindenwold Borough

Vote For 1

	TOTAL	VOTE %	
Lindenwold Reg Dem Org	94	42.34%	<div style="width: 42.34%;"><div style="width: 42.34%;"></div></div>
Lindenwold Dems For Change	128	57.66%	<div style="width: 57.66%;"><div style="width: 57.66%;"></div></div>
Total Votes Cast	222	100.00%	<div style="width: 100%;"><div style="width: 100%;"></div></div>
Overvotes	6		
Undervotes	30		

REP Member of State Senate 6th Legislative District

Vote For 1

	TOTAL	VOTE %	
NO PETITION FILED	0	0.00%	<div style="width: 0%;"><div style="width: 0%;"></div></div>
Write-In Totals	1	100.00%	<div style="width: 100%;"><div style="width: 100%;"></div></div>
Total Votes Cast	1	100.00%	<div style="width: 100%;"><div style="width: 100%;"></div></div>
Overvotes	0		
Undervotes	40		

Lindenwold District 4

REP Members of the General Assembly 6th Legislative District

Vote For 2

	TOTAL	VOTE %	
Daniel M. Kenny	39	50.00%	<div style="width: 50%;"><div style="width: 50%;"></div></div>
Danielle M. Barry	39	50.00%	<div style="width: 50%;"><div style="width: 50%;"></div></div>
Write-In Totals	0	0.00%	<div style="width: 0%;"><div style="width: 0%;"></div></div>
Total Votes Cast	78	100.00%	<div style="width: 100%;"><div style="width: 100%;"></div></div>
Overvotes	0		
Undervotes	4		

REP Members of the Board of County Commissioners

Vote For 2

	TOTAL	VOTE %	
Jason Fanning	39	52.00%	<div style="width: 52%;"><div style="width: 52%;"></div></div>
Norman C. Rebel Jr.	36	48.00%	<div style="width: 48%;"><div style="width: 48%;"></div></div>
Write-In Totals	0	0.00%	<div style="width: 0%;"><div style="width: 0%;"></div></div>
Total Votes Cast	75	100.00%	<div style="width: 100%;"><div style="width: 100%;"></div></div>
Overvotes	0		
Undervotes	7		

REP Mayor Lindenwold Borough

Vote For 1

	TOTAL	VOTE %	
Diane L. Veteri	39	100.00%	<div style="width: 100%;"><div style="width: 100%;"></div></div>
Write-In Totals	0	0.00%	<div style="width: 0%;"><div style="width: 0%;"></div></div>
Total Votes Cast	39	100.00%	<div style="width: 100%;"><div style="width: 100%;"></div></div>
Overvotes	0		
Undervotes	2		

REP Members of Council Lindenwold Borough




Vote For 2

	TOTAL	VOTE %	
NO PETITION FILED	0		
NO PETITION FILED	0		
Write-In Totals	0		
Total Votes Cast	0		
Overvotes	0		
Undervotes	82		





Lindenwold District 5 Suppressed

Statistics	TOTAL
Registered Voters - Total	1,124
Registered Voters - NONPARTISAN	390
Registered Voters - DEMOCRAT	648
Registered Voters - REPUBLICAN	86
Ballots Cast - Total	101
Ballots Cast - NONPARTISAN	0
Ballots Cast - DEMOCRAT	97
Ballots Cast - REPUBLICAN	4
Ballots Cast - Blank	0
Voter Turnout - Total	8.99%
Voter Turnout - NONPARTISAN	0.00%
Voter Turnout - DEMOCRAT	14.97%
Voter Turnout - REPUBLICAN	4.65%







DEM Member of State Senate 6th Legislative District Vote For 1

	TOTAL	VOTE %	
James Beach	77	100.00%	
Write-In Totals	0	0.00%	
Total Votes Cast	77	100.00%	
Overvotes	0		
Undervotes	20		

DEM Members of the General Assembly 6th Legislative District Vote For 2

	TOTAL	VOTE %	
Louis D. Greenwald	77	50.00%	
Pamela R. Lampitt	77	50.00%	
Write-In Totals	0	0.00%	
Total Votes Cast	154	100.00%	
Overvotes	0		
Undervotes	40		

DEM Members of the Board of County Commissioners Vote For 2

	TOTAL	VOTE %	
Kate Delany	27	19.71%	
Samuel E. Sweet	21	15.33%	
Louis Cappelli Jr.	43	31.39%	
Jonathan L. Young Sr.	46	33.58%	
Write-In Totals	0	0.00%	
Total Votes Cast	137	100.00%	
Overvotes	30		
Undervotes	27		

Lindenwold District 5 Suppressed

DEM Mayor Lindenwold Borough

Vote For 1

	TOTAL	VOTE %	
Richard E. Roach Jr.	48	64.00%	<div style="width: 64%; background-color: #f1c40f;"></div>
Walter F. Lenkowski	27	36.00%	<div style="width: 36%; background-color: #95a5a6;"></div>
Write-In Totals	0	0.00%	
Total Votes Cast	75	100.00%	<div style="width: 100%; background-color: #f1c40f;"></div>
Overvotes	12		
Undervotes	10		

DEM Members of Council Lindenwold Borough

Vote For 2

	TOTAL	VOTE %	
Linda M. Hess	46	30.67%	<div style="width: 30.67%; background-color: #f1c40f;"></div>
Jermaine Jackson	46	30.67%	<div style="width: 30.67%; background-color: #95a5a6;"></div>
Justin R. Green	31	20.67%	<div style="width: 20.67%; background-color: #f1c40f;"></div>
Ninofhka Torres	27	18.00%	<div style="width: 18%; background-color: #95a5a6;"></div>
Write-In Totals	0	0.00%	
Total Votes Cast	150	100.00%	<div style="width: 100%; background-color: #f1c40f;"></div>
Overvotes	26		
Undervotes	18		

DEM Members of County Committee Lindenwold Borough

Vote For 1

	TOTAL	VOTE %	
Lindenwold Reg Dem Org	40	58.82%	<div style="width: 58.82%; background-color: #f1c40f;"></div>
Lindenwold Dems For Change	28	41.18%	<div style="width: 41.18%; background-color: #95a5a6;"></div>
Total Votes Cast	68	100.00%	<div style="width: 100%; background-color: #f1c40f;"></div>
Overvotes	13		
Undervotes	16		

REP Member of State Senate 6th Legislative District

Vote For 1

	TOTAL	VOTE %	
NO PETITION FILED			
Write-In Totals			
Total Votes Cast			
Overvotes			
Undervotes			

Lindenwold District 5 Suppressed

REP Members of the General Assembly 6th Legislative District

Vote For 2

TOTAL VOTE %

Daniel M. Kenny

Danielle M. Barry

Write-In Totals

Total Votes Cast

Overvotes

Undervotes

REP Members of the Board of County Commissioners

Vote For 2

TOTAL VOTE %

Jason Fanning

Norman C. Rebel Jr.

Write-In Totals

Total Votes Cast

Overvotes

Undervotes

REP Mayor Lindenwold Borough

Vote For 1

TOTAL VOTE %

Diane L. Veteri

Write-In Totals

Total Votes Cast

Overvotes

Undervotes

REP Members of Council Lindenwold Borough

Vote For 2

TOTAL VOTE %

NO PETITION FILED

NO PETITION FILED

Write-In Totals

Total Votes Cast




Overvotes

Undervotes





Lindenwold District 6 Suppressed

Statistics	TOTAL
Registered Voters - Total	1,378
Registered Voters - NONPARTISAN	440
Registered Voters - DEMOCRAT	813
Registered Voters - REPUBLICAN	125
Ballots Cast - Total	157
Ballots Cast - NONPARTISAN	0
Ballots Cast - DEMOCRAT	145
Ballots Cast - REPUBLICAN	12
Ballots Cast - Blank	0
Voter Turnout - Total	11.39%
Voter Turnout - NONPARTISAN	0.00%
Voter Turnout - DEMOCRAT	17.84%
Voter Turnout - REPUBLICAN	9.60%







DEM Member of State Senate 6th Legislative District Vote For 1

	TOTAL	VOTE %	
James Beach	108	100.00%	
Write-In Totals	0	0.00%	
Total Votes Cast	108	100.00%	
Overvotes	0		
Undervotes	37		

DEM Members of the General Assembly 6th Legislative District Vote For 2

	TOTAL	VOTE %	
Louis D. Greenwald	108	48.87%	
Pamela R. Lampitt	113	51.13%	
Write-In Totals	0	0.00%	
Total Votes Cast	221	100.00%	
Overvotes	0		
Undervotes	69		

DEM Members of the Board of County Commissioners Vote For 2

	TOTAL	VOTE %	
Kate Delany	41	17.67%	
Samuel E. Sweet	28	12.07%	
Louis Cappelli Jr.	78	33.62%	
Jonathan L. Young Sr.	85	36.64%	
Write-In Totals	0	0.00%	
Total Votes Cast	232	100.00%	
Overvotes	10		
Undervotes	48		

Lindenwold District 6 Suppressed

DEM Mayor Lindenwold Borough

Vote For 1

	TOTAL	VOTE %	
Richard E. Roach Jr.	65	50.78%	<div style="width: 50.78%;"><div style="width: 50.78%;"></div></div>
Walter F. Lenkowski	63	49.22%	<div style="width: 49.22%;"><div style="width: 49.22%;"></div></div>
Write-In Totals	0	0.00%	
Total Votes Cast	128	100.00%	<div style="width: 100%;"><div style="width: 100%;"></div></div>
Overvotes	5		
Undervotes	12		

DEM Members of Council Lindenwold Borough

Vote For 2

	TOTAL	VOTE %	
Linda M. Hess	72	27.07%	<div style="width: 27.07%;"><div style="width: 27.07%;"></div></div>
Jermaine Jackson	63	23.68%	<div style="width: 23.68%;"><div style="width: 23.68%;"></div></div>
Justin R. Green	68	25.56%	<div style="width: 25.56%;"><div style="width: 25.56%;"></div></div>
Ninofhka Torres	63	23.68%	<div style="width: 23.68%;"><div style="width: 23.68%;"></div></div>
Write-In Totals	0	0.00%	
Total Votes Cast	266	100.00%	<div style="width: 100%;"><div style="width: 100%;"></div></div>
Overvotes	6		
Undervotes	18		

DEM Members of County Committee Lindenwold Borough

Vote For 1

	TOTAL	VOTE %	
Lindenwold Reg Dem Org	57	47.90%	<div style="width: 47.90%;"><div style="width: 47.90%;"></div></div>
Lindenwold Dems For Change	62	52.10%	<div style="width: 52.10%;"><div style="width: 52.10%;"></div></div>
Total Votes Cast	119	100.00%	<div style="width: 100%;"><div style="width: 100%;"></div></div>
Overvotes	3		
Undervotes	23		

REP Member of State Senate 6th Legislative District

Vote For 1

	TOTAL	VOTE %	
NO PETITION FILED			
Write-In Totals			
Total Votes Cast			
Overvotes			
Undervotes			

Lindenwold District 6 Suppressed

REP Members of the General Assembly 6th Legislative District

Vote For 2

TOTAL VOTE %

Daniel M. Kenny

Danielle M. Barry

Write-In Totals

Total Votes Cast

Overvotes

Undervotes

REP Members of the Board of County Commissioners

Vote For 2

TOTAL VOTE %

Jason Fanning

Norman C. Rebel Jr.

Write-In Totals

Total Votes Cast

Overvotes

Undervotes

REP Mayor Lindenwold Borough

Vote For 1

TOTAL VOTE %

Diane L. Veteri

Write-In Totals

Total Votes Cast

Overvotes

Undervotes

REP Members of Council Lindenwold Borough

Vote For 2

TOTAL VOTE %

NO PETITION FILED

NO PETITION FILED

Write-In Totals

Total Votes Cast

Overvotes

Undervotes

Lindenwold District 7 Suppressed

Statistics	TOTAL
Registered Voters - Total	922
Registered Voters - NONPARTISAN	346
Registered Voters - DEMOCRAT	506
Registered Voters - REPUBLICAN	70
Ballots Cast - Total	58
Ballots Cast - NONPARTISAN	0
Ballots Cast - DEMOCRAT	54
Ballots Cast - REPUBLICAN	4
Ballots Cast - Blank	0
Voter Turnout - Total	6.29%
Voter Turnout - NONPARTISAN	0.00%
Voter Turnout - DEMOCRAT	10.67%
Voter Turnout - REPUBLICAN	5.71%

DEM Member of State Senate 6th Legislative District Vote For 1

	TOTAL	VOTE %	
James Beach	41	100.00%	<div style="width: 100%; height: 10px; background-color: #f0e68c;"></div>
Write-In Totals	0	0.00%	<div style="width: 0%; height: 10px; background-color: #d3d3d3;"></div>
Total Votes Cast	41	100.00%	<div style="width: 100%; height: 10px; background-color: #f0e68c;"></div>
Overvotes	0		
Undervotes	13		

DEM Members of the General Assembly 6th Legislative District Vote For 2

	TOTAL	VOTE %	
Louis D. Greenwald	40	52.63%	<div style="width: 52.63%; height: 10px; background-color: #f0e68c;"></div>
Pamela R. Lampitt	36	47.37%	<div style="width: 47.37%; height: 10px; background-color: #f0e68c;"></div>
Write-In Totals	0	0.00%	<div style="width: 0%; height: 10px; background-color: #d3d3d3;"></div>
Total Votes Cast	76	100.00%	<div style="width: 100%; height: 10px; background-color: #f0e68c;"></div>
Overvotes	0		
Undervotes	32		




DEM Members of the Board of County Commissioners Vote For 2

	TOTAL	VOTE %	
Kate Delany	20	22.22%	<div style="width: 22.22%; height: 10px; background-color: #f0e68c;"></div>
Samuel E. Sweet	12	13.33%	<div style="width: 13.33%; height: 10px; background-color: #f0e68c;"></div>
Louis Cappelli Jr.	29	32.22%	<div style="width: 32.22%; height: 10px; background-color: #f0e68c;"></div>
Jonathan L. Young Sr.	29	32.22%	<div style="width: 32.22%; height: 10px; background-color: #f0e68c;"></div>
Write-In Totals	0	0.00%	<div style="width: 0%; height: 10px; background-color: #d3d3d3;"></div>
Total Votes Cast	90	100.00%	<div style="width: 100%; height: 10px; background-color: #f0e68c;"></div>
Overvotes	6		
Undervotes	12		

Lindenwold District 7 Suppressed







DEM Mayor Lindenwold Borough

Vote For 1

	TOTAL	VOTE %	
Richard E. Roach Jr.	22	52.38%	
Walter F. Lenkowski	20	47.62%	
Write-In Totals	0	0.00%	
Total Votes Cast	42	100.00%	
Overvotes	8		
Undervotes	4		




DEM Members of Council Lindenwold Borough

Vote For 2

	TOTAL	VOTE %	
Linda M. Hess	23	27.71%	
Jermaine Jackson	25	30.12%	
Justin R. Green	18	21.69%	
Ninofhka Torres	16	19.28%	
Write-In Totals	1	1.20%	
Total Votes Cast	83	100.00%	
Overvotes	16		
Undervotes	9		

DEM Members of County Committee Lindenwold Borough

Vote For 1

	TOTAL	VOTE %	
Lindenwold Reg Dem Org	20	57.14%	
Lindenwold Dems For Change	15	42.86%	
Total Votes Cast	35	100.00%	
Overvotes	4		
Undervotes	15		

REP Member of State Senate 6th Legislative District

Vote For 1

	TOTAL	VOTE %	
NO PETITION FILED			
Write-In Totals			
Total Votes Cast			
Overvotes			
Undervotes			

Lindenwold District 7 Suppressed

REP Members of the General Assembly 6th Legislative District

Vote For 2

TOTAL VOTE %

Daniel M. Kenny

Danielle M. Barry

Write-In Totals

Total Votes Cast

Overvotes

Undervotes

REP Members of the Board of County Commissioners

Vote For 2

TOTAL VOTE %

Jason Fanning

Norman C. Rebel Jr.

Write-In Totals

Total Votes Cast

Overvotes

Undervotes

REP Mayor Lindenwold Borough

Vote For 1

TOTAL VOTE %

Diane L. Veteri

Write-In Totals

Total Votes Cast

Overvotes

Undervotes

REP Members of Council Lindenwold Borough

Vote For 2

TOTAL VOTE %

NO PETITION FILED

NO PETITION FILED

Write-In Totals

Total Votes Cast




Overvotes

Undervotes





Lindenwold District 8

Statistics	TOTAL
Registered Voters - Total	1,527
Registered Voters - NONPARTISAN	524
Registered Voters - DEMOCRAT	856
Registered Voters - REPUBLICAN	147
Ballots Cast - Total	144
Ballots Cast - NONPARTISAN	0
Ballots Cast - DEMOCRAT	128
Ballots Cast - REPUBLICAN	16
Ballots Cast - Blank	0
Voter Turnout - Total	9.43%
Voter Turnout - NONPARTISAN	0.00%
Voter Turnout - DEMOCRAT	14.95%
Voter Turnout - REPUBLICAN	10.88%







DEM Member of State Senate 6th Legislative District Vote For 1

	TOTAL	VOTE %	
James Beach	102	99.03%	
Write-In Totals	1	0.97%	
Total Votes Cast	103	100.00%	
Overvotes	0		
Undervotes	25		

DEM Members of the General Assembly 6th Legislative District Vote For 2

	TOTAL	VOTE %	
Louis D. Greenwald	99	50.25%	
Pamela R. Lampitt	98	49.75%	
Write-In Totals	0	0.00%	
Total Votes Cast	197	100.00%	
Overvotes	0		
Undervotes	59		





DEM Members of the Board of County Commissioners Vote For 2

	TOTAL	VOTE %	
Kate Delany	31	16.23%	
Samuel E. Sweet	30	15.71%	
Louis Cappelli Jr.	67	35.08%	
Jonathan L. Young Sr.	63	32.98%	
Write-In Totals	0	0.00%	
Total Votes Cast	191	100.00%	
Overvotes	24		
Undervotes	41		

Lindenwold District 8







DEM Mayor Lindenwold Borough

Vote For 1

	TOTAL	VOTE %	
Richard E. Roach Jr.	63	56.76%	
Walter F. Lenkowski	47	42.34%	
Write-In Totals	1	0.90%	
Total Votes Cast	111	100.00%	
Overvotes	8		
Undervotes	9		




DEM Members of Council Lindenwold Borough

Vote For 2

	TOTAL	VOTE %	
Linda M. Hess	62	26.96%	
Jermaine Jackson	63	27.39%	
Justin R. Green	57	24.78%	
Ninofhka Torres	46	20.00%	
Write-In Totals	2	0.87%	
Total Votes Cast	230	100.00%	
Overvotes	14		
Undervotes	12		

DEM Members of County Committee Lindenwold Borough

Vote For 1

	TOTAL	VOTE %	
Lindenwold Reg Dem Org	59	57.84%	
Lindenwold Dems For Change	43	42.16%	
Total Votes Cast	102	100.00%	
Overvotes	7		
Undervotes	19		

REP Member of State Senate 6th Legislative District

Vote For 1

	TOTAL	VOTE %	
NO PETITION FILED	0		
Write-In Totals	0		
Total Votes Cast	0		
Overvotes	0		
Undervotes	16		

Lindenwold District 8

REP Members of the General Assembly 6th Legislative District

Vote For 2

	TOTAL	VOTE %	
Daniel M. Kenny	16	53.33%	<div style="width: 53.33%;"><div style="width: 53.33%;"></div></div>
Danielle M. Barry	14	46.67%	<div style="width: 46.67%;"><div style="width: 46.67%;"></div></div>
Write-In Totals	0	0.00%	<div style="width: 0%;"><div style="width: 0%;"></div></div>
Total Votes Cast	30	100.00%	<div style="width: 100%;"><div style="width: 100%;"></div></div>
Overvotes	0		
Undervotes	2		

REP Members of the Board of County Commissioners

Vote For 2

	TOTAL	VOTE %	
Jason Fanning	16	53.33%	<div style="width: 53.33%;"><div style="width: 53.33%;"></div></div>
Norman C. Rebel Jr.	14	46.67%	<div style="width: 46.67%;"><div style="width: 46.67%;"></div></div>
Write-In Totals	0	0.00%	<div style="width: 0%;"><div style="width: 0%;"></div></div>
Total Votes Cast	30	100.00%	<div style="width: 100%;"><div style="width: 100%;"></div></div>
Overvotes	0		
Undervotes	2		

REP Mayor Lindenwold Borough

Vote For 1

	TOTAL	VOTE %	
Diane L. Veteri	16	100.00%	<div style="width: 100%;"><div style="width: 100%;"></div></div>
Write-In Totals	0	0.00%	<div style="width: 0%;"><div style="width: 0%;"></div></div>
Total Votes Cast	16	100.00%	<div style="width: 100%;"><div style="width: 100%;"></div></div>
Overvotes	0		
Undervotes	0		

REP Members of Council Lindenwold Borough




Vote For 2

	TOTAL	VOTE %	
NO PETITION FILED	0		
NO PETITION FILED	0		
Write-In Totals	0		
Total Votes Cast	0		
Overvotes	0		
Undervotes	32		





Lindenwold District 9

Statistics	TOTAL
Registered Voters - Total	892
Registered Voters - NONPARTISAN	277
Registered Voters - DEMOCRAT	501
Registered Voters - REPUBLICAN	114
Ballots Cast - Total	126
Ballots Cast - NONPARTISAN	0
Ballots Cast - DEMOCRAT	111
Ballots Cast - REPUBLICAN	15
Ballots Cast - Blank	0
Voter Turnout - Total	14.13%
Voter Turnout - NONPARTISAN	0.00%
Voter Turnout - DEMOCRAT	22.16%
Voter Turnout - REPUBLICAN	13.16%







DEM Member of State Senate 6th Legislative District Vote For 1

	TOTAL	VOTE %	
James Beach	86	100.00%	
Write-In Totals	0	0.00%	
Total Votes Cast	86	100.00%	
Overvotes	1		
Undervotes	24		

DEM Members of the General Assembly 6th Legislative District Vote For 2

	TOTAL	VOTE %	
Louis D. Greenwald	82	49.40%	
Pamela R. Lampitt	84	50.60%	
Write-In Totals	0	0.00%	
Total Votes Cast	166	100.00%	
Overvotes	2		
Undervotes	54		

DEM Members of the Board of County Commissioners Vote For 2

	TOTAL	VOTE %	
Kate Delany	28	16.57%	
Samuel E. Sweet	18	10.65%	
Louis Cappelli Jr.	63	37.28%	
Jonathan L. Young Sr.	60	35.50%	
Write-In Totals	0	0.00%	
Total Votes Cast	169	100.00%	
Overvotes	22		
Undervotes	31		

Lindenwold District 9

DEM Mayor Lindenwold Borough

Vote For 1

	TOTAL	VOTE %	
Richard E. Roach Jr.	56	56.00%	<div style="width: 56%;"><div style="width: 56%;"></div></div>
Walter F. Lenkowski	44	44.00%	<div style="width: 44%;"><div style="width: 44%;"></div></div>
Write-In Totals	0	0.00%	
Total Votes Cast	100	100.00%	<div style="width: 100%;"><div style="width: 100%;"></div></div>
Overvotes	7		
Undervotes	4		

DEM Members of Council Lindenwold Borough

Vote For 2

	TOTAL	VOTE %	
Linda M. Hess	61	30.05%	<div style="width: 30.05%;"><div style="width: 30.05%;"></div></div>
Jermaine Jackson	53	26.11%	<div style="width: 26.11%;"><div style="width: 26.11%;"></div></div>
Justin R. Green	43	21.18%	<div style="width: 21.18%;"><div style="width: 21.18%;"></div></div>
Ninofhka Torres	46	22.66%	<div style="width: 22.66%;"><div style="width: 22.66%;"></div></div>
Write-In Totals	0	0.00%	
Total Votes Cast	203	100.00%	<div style="width: 100%;"><div style="width: 100%;"></div></div>
Overvotes	10		
Undervotes	9		

DEM Members of County Committee Lindenwold Borough

Vote For 1

	TOTAL	VOTE %	
Lindenwold Reg Dem Org	57	59.38%	<div style="width: 59.38%;"><div style="width: 59.38%;"></div></div>
Lindenwold Dems For Change	39	40.62%	<div style="width: 40.62%;"><div style="width: 40.62%;"></div></div>
Total Votes Cast	96	100.00%	<div style="width: 100%;"><div style="width: 100%;"></div></div>
Overvotes	4		
Undervotes	11		

REP Member of State Senate 6th Legislative District

Vote For 1

	TOTAL	VOTE %	
NO PETITION FILED	0		
Write-In Totals	0		
Total Votes Cast	0		
Overvotes	0		
Undervotes	15		

Lindenwold District 9

REP Members of the General Assembly 6th Legislative District

Vote For 2

	TOTAL	VOTE %	
Daniel M. Kenny	14	50.00%	<div style="width: 50%;"><div style="width: 50%;"></div></div>
Danielle M. Barry	14	50.00%	<div style="width: 50%;"><div style="width: 50%;"></div></div>
Write-In Totals	0	0.00%	<div style="width: 0%;"><div style="width: 0%;"></div></div>
Total Votes Cast	28	100.00%	<div style="width: 100%;"><div style="width: 100%;"></div></div>
Overvotes	0		
Undervotes	2		

REP Members of the Board of County Commissioners

Vote For 2

	TOTAL	VOTE %	
Jason Fanning	14	51.85%	<div style="width: 51.85%;"><div style="width: 51.85%;"></div></div>
Norman C. Rebel Jr.	13	48.15%	<div style="width: 48.15%;"><div style="width: 48.15%;"></div></div>
Write-In Totals	0	0.00%	<div style="width: 0%;"><div style="width: 0%;"></div></div>
Total Votes Cast	27	100.00%	<div style="width: 100%;"><div style="width: 100%;"></div></div>
Overvotes	0		
Undervotes	3		

REP Mayor Lindenwold Borough

Vote For 1

	TOTAL	VOTE %	
Diane L. Veteri	15	100.00%	<div style="width: 100%;"><div style="width: 100%;"></div></div>
Write-In Totals	0	0.00%	<div style="width: 0%;"><div style="width: 0%;"></div></div>
Total Votes Cast	15	100.00%	<div style="width: 100%;"><div style="width: 100%;"></div></div>
Overvotes	0		
Undervotes	0		

REP Members of Council Lindenwold Borough




Vote For 2

	TOTAL	VOTE %	
NO PETITION FILED	0		
NO PETITION FILED	0		
Write-In Totals	0		
Total Votes Cast	0		
Overvotes	0		
Undervotes	30		





Magnolia District 1 Suppressed

Statistics	TOTAL
Registered Voters - Total	918
Registered Voters - NONPARTISAN	316
Registered Voters - DEMOCRAT	473
Registered Voters - REPUBLICAN	129
Ballots Cast - Total	86
Ballots Cast - NONPARTISAN	0
Ballots Cast - DEMOCRAT	72
Ballots Cast - REPUBLICAN	14
Ballots Cast - Blank	0
Voter Turnout - Total	9.37%
Voter Turnout - NONPARTISAN	0.00%
Voter Turnout - DEMOCRAT	15.22%
Voter Turnout - REPUBLICAN	10.85%







DEM Member of State Senate 6th Legislative District Vote For 1

	TOTAL	VOTE %	
James Beach	70	98.59%	
Write-In Totals	1	1.41%	
Total Votes Cast	71	100.00%	
Overvotes	0		
Undervotes	1		

DEM Members of the General Assembly 6th Legislative District Vote For 2

	TOTAL	VOTE %	
Louis D. Greenwald	67	49.26%	
Pamela R. Lampitt	67	49.26%	
Write-In Totals	2	1.47%	
Total Votes Cast	136	100.00%	
Overvotes	0		
Undervotes	8		

DEM Members of the Board of County Commissioners Vote For 2

	TOTAL	VOTE %	
Kate Delany	20	15.87%	
Samuel E. Sweet	19	15.08%	
Louis Cappelli Jr.	41	32.54%	
Jonathan L. Young Sr.	44	34.92%	
Write-In Totals	2	1.59%	
Total Votes Cast	126	100.00%	
Overvotes	14		
Undervotes	4		

Magnolia District 1 Suppressed

DEM Mayor Magnolia Borough

Vote For 1

	TOTAL	VOTE %	
BettyAnn Cowling-Carson	66	98.51%	<div style="width: 98.51%; background-color: #f0e68c;"></div>
Write-In Totals	1	1.49%	<div style="width: 1.49%; background-color: #d3d3d3;"></div>
Total Votes Cast	67	100.00%	<div style="width: 100%; background-color: #f0e68c;"></div>
Overvotes	0		
Undervotes	5		

DEM Members of Council Magnolia Borough

Vote For 2

	TOTAL	VOTE %	
Mary F. Martz	68	50.75%	<div style="width: 50.75%; background-color: #f0e68c;"></div>
Steven Whalen	66	49.25%	<div style="width: 49.25%; background-color: #d3d3d3;"></div>
Write-In Totals	0	0.00%	<div style="width: 0%; background-color: #d3d3d3;"></div>
Total Votes Cast	134	100.00%	<div style="width: 100%; background-color: #f0e68c;"></div>
Overvotes	0		
Undervotes	10		

DEM Male Members of County Committee Magnolia Borough

Vote For 3

	TOTAL	VOTE %	
Robert B. Carson	66	33.33%	<div style="width: 33.33%; background-color: #f0e68c;"></div>
Steven Whalen	68	34.34%	<div style="width: 34.34%; background-color: #d3d3d3;"></div>
Anthony DePrince	64	32.32%	<div style="width: 32.32%; background-color: #f0e68c;"></div>
Write-In Totals	0	0.00%	<div style="width: 0%; background-color: #d3d3d3;"></div>
Total Votes Cast	198	100.00%	<div style="width: 100%; background-color: #f0e68c;"></div>
Overvotes	0		
Undervotes	18		

DEM Female Members of County Committee Magnolia Borough

Vote For 3

	TOTAL	VOTE %	
Mary F. Martz	66	33.17%	<div style="width: 33.17%; background-color: #f0e68c;"></div>
Shawn Parker	67	33.67%	<div style="width: 33.67%; background-color: #d3d3d3;"></div>
Shelley Wilson	66	33.17%	<div style="width: 33.17%; background-color: #f0e68c;"></div>
Write-In Totals	0	0.00%	<div style="width: 0%; background-color: #d3d3d3;"></div>
Total Votes Cast	199	100.00%	<div style="width: 100%; background-color: #f0e68c;"></div>
Overvotes	0		
Undervotes	17		

Magnolia District 1 Suppressed

REP Member of State Senate 6th Legislative District

Vote For 1

TOTAL VOTE %

NO PETITION FILED

Write-In Totals

Total Votes Cast

Overvotes

Undervotes

REP Members of the General Assembly 6th Legislative District

Vote For 2

TOTAL VOTE %

Daniel M. Kenny

Danielle M. Barry

Write-In Totals

Total Votes Cast

Overvotes

Undervotes

REP Members of the Board of County Commissioners

Vote For 2

TOTAL VOTE %

Jason Fanning

Norman C. Rebel Jr.

Write-In Totals

Total Votes Cast

Overvotes

Undervotes

REP Mayor Magnolia Borough

Vote For 1

TOTAL VOTE %

Mycheal Scott

Write-In Totals

Total Votes Cast

Overvotes

Undervotes

REP Members of Council Magnolia Borough

Vote For 2

TOTAL VOTE %

NO PETITION FILED

NO PETITION FILED

Write-In Totals

Total Votes Cast

Overvotes

Undervotes

Magnolia District 2 Suppressed

Statistics	TOTAL
Registered Voters - Total	748
Registered Voters - NONPARTISAN	268
Registered Voters - DEMOCRAT	339
Registered Voters - REPUBLICAN	141
Ballots Cast - Total	72
Ballots Cast - NONPARTISAN	0
Ballots Cast - DEMOCRAT	61
Ballots Cast - REPUBLICAN	11
Ballots Cast - Blank	0
Voter Turnout - Total	9.63%
Voter Turnout - NONPARTISAN	0.00%
Voter Turnout - DEMOCRAT	17.99%
Voter Turnout - REPUBLICAN	7.80%

DEM Member of State Senate 6th Legislative District Vote For 1

	TOTAL	VOTE %
James Beach	58	98.31%
Write-In Totals	1	1.69%
Total Votes Cast	59	100.00%
Overvotes	0	
Undervotes	2	

DEM Members of the General Assembly 6th Legislative District Vote For 2

	TOTAL	VOTE %
Louis D. Greenwald	58	49.57%
Pamela R. Lampitt	57	48.72%
Write-In Totals	2	1.71%
Total Votes Cast	117	100.00%
Overvotes	0	
Undervotes	5	

DEM Members of the Board of County Commissioners Vote For 2

	TOTAL	VOTE %
Kate Delany	9	8.11%
Samuel E. Sweet	8	7.21%
Louis Cappelli Jr.	46	41.44%
Jonathan L. Young Sr.	46	41.44%
Write-In Totals	2	1.80%
Total Votes Cast	111	100.00%
Overvotes	4	
Undervotes	7	

Magnolia District 2 Suppressed

DEM Mayor Magnolia Borough

Vote For 1

	TOTAL	VOTE %	
BettyAnn Cowling-Carson	59	98.33%	<div style="width: 98.33%;"><div style="width: 98.33%;"></div></div>
Write-In Totals	1	1.67%	<div style="width: 1.67%;"><div style="width: 1.67%;"></div></div>
Total Votes Cast	60	100.00%	<div style="width: 100.00%;"><div style="width: 100.00%;"></div></div>
Overvotes	0		
Undervotes	1		

DEM Members of Council Magnolia Borough

Vote For 2

	TOTAL	VOTE %	
Mary F. Martz	57	50.00%	<div style="width: 50.00%;"><div style="width: 50.00%;"></div></div>
Steven Whalen	55	48.25%	<div style="width: 48.25%;"><div style="width: 48.25%;"></div></div>
Write-In Totals	2	1.75%	<div style="width: 1.75%;"><div style="width: 1.75%;"></div></div>
Total Votes Cast	114	100.00%	<div style="width: 100.00%;"><div style="width: 100.00%;"></div></div>
Overvotes	0		
Undervotes	8		

DEM Male Members of County Committee Magnolia Borough

Vote For 3

	TOTAL	VOTE %	
Robert B. Carson	55	32.93%	<div style="width: 32.93%;"><div style="width: 32.93%;"></div></div>
Steven Whalen	55	32.93%	<div style="width: 32.93%;"><div style="width: 32.93%;"></div></div>
Anthony DePrince	54	32.34%	<div style="width: 32.34%;"><div style="width: 32.34%;"></div></div>
Write-In Totals	3	1.80%	<div style="width: 1.80%;"><div style="width: 1.80%;"></div></div>
Total Votes Cast	167	100.00%	<div style="width: 100.00%;"><div style="width: 100.00%;"></div></div>
Overvotes	0		
Undervotes	16		

DEM Female Members of County Committee Magnolia Borough

Vote For 3

	TOTAL	VOTE %	
Mary F. Martz	56	32.56%	<div style="width: 32.56%;"><div style="width: 32.56%;"></div></div>
Shawn Parker	56	32.56%	<div style="width: 32.56%;"><div style="width: 32.56%;"></div></div>
Shelley Wilson	57	33.14%	<div style="width: 33.14%;"><div style="width: 33.14%;"></div></div>
Write-In Totals	3	1.74%	<div style="width: 1.74%;"><div style="width: 1.74%;"></div></div>
Total Votes Cast	172	100.00%	<div style="width: 100.00%;"><div style="width: 100.00%;"></div></div>
Overvotes	0		
Undervotes	11		

Magnolia District 2 Suppressed

REP Member of State Senate 6th Legislative District

Vote For 1

TOTAL VOTE %

NO PETITION FILED

Write-In Totals

Total Votes Cast

Overvotes

Undervotes

REP Members of the General Assembly 6th Legislative District

Vote For 2

TOTAL VOTE %

Daniel M. Kenny

Danielle M. Barry

Write-In Totals

Total Votes Cast

Overvotes

Undervotes

REP Members of the Board of County Commissioners

Vote For 2

TOTAL VOTE %

Jason Fanning

Norman C. Rebel Jr.

Write-In Totals

Total Votes Cast

Overvotes

Undervotes

REP Mayor Magnolia Borough

Vote For 1

TOTAL VOTE %

Mycheal Scott

Write-In Totals

Total Votes Cast

Overvotes

Undervotes

REP Members of Council Magnolia Borough

Vote For 2

TOTAL VOTE %

NO PETITION FILED

NO PETITION FILED

Write-In Totals

Total Votes Cast




Overvotes

Undervotes





Magnolia District 3

Statistics	TOTAL
Registered Voters - Total	865
Registered Voters - NONPARTISAN	338
Registered Voters - DEMOCRAT	370
Registered Voters - REPUBLICAN	157
Ballots Cast - Total	74
Ballots Cast - NONPARTISAN	0
Ballots Cast - DEMOCRAT	53
Ballots Cast - REPUBLICAN	21
Ballots Cast - Blank	0
Voter Turnout - Total	8.55%
Voter Turnout - NONPARTISAN	0.00%
Voter Turnout - DEMOCRAT	14.32%
Voter Turnout - REPUBLICAN	13.38%







DEM Member of State Senate 6th Legislative District Vote For 1

	TOTAL	VOTE %	
James Beach	52	100.00%	
Write-In Totals	0	0.00%	
Total Votes Cast	52	100.00%	
Overvotes	0		
Undervotes	1		

DEM Members of the General Assembly 6th Legislative District Vote For 2

	TOTAL	VOTE %	
Louis D. Greenwald	53	50.48%	
Pamela R. Lampitt	52	49.52%	
Write-In Totals	0	0.00%	
Total Votes Cast	105	100.00%	
Overvotes	0		
Undervotes	1		

DEM Members of the Board of County Commissioners Vote For 2

	TOTAL	VOTE %	
Kate Delany	22	21.78%	
Samuel E. Sweet	17	16.83%	
Louis Cappelli Jr.	31	30.69%	
Jonathan L. Young Sr.	31	30.69%	
Write-In Totals	0	0.00%	
Total Votes Cast	101	100.00%	
Overvotes	4		
Undervotes	1		

Magnolia District 3

DEM Mayor Magnolia Borough

Vote For 1

	TOTAL	VOTE %	
BettyAnn Cowling-Carson	50	98.04%	<div style="width: 98.04%; background-color: #f0e68c;"></div>
Write-In Totals	1	1.96%	<div style="width: 1.96%; background-color: #d3d3d3;"></div>
Total Votes Cast	51	100.00%	<div style="width: 100.00%; background-color: #f0e68c;"></div>
Overvotes	0		
Undervotes	2		

DEM Members of Council Magnolia Borough

Vote For 2

	TOTAL	VOTE %	
Mary F. Martz	53	50.00%	<div style="width: 50.00%; background-color: #f0e68c;"></div>
Steven Whalen	53	50.00%	<div style="width: 50.00%; background-color: #f0e68c;"></div>
Write-In Totals	0	0.00%	<div style="width: 0.00%; background-color: #d3d3d3;"></div>
Total Votes Cast	106	100.00%	<div style="width: 100.00%; background-color: #f0e68c;"></div>
Overvotes	0		
Undervotes	0		

DEM Male Members of County Committee Magnolia Borough

Vote For 3

	TOTAL	VOTE %	
Robert B. Carson	53	33.54%	<div style="width: 33.54%; background-color: #f0e68c;"></div>
Steven Whalen	52	32.91%	<div style="width: 32.91%; background-color: #f0e68c;"></div>
Anthony DePrince	53	33.54%	<div style="width: 33.54%; background-color: #f0e68c;"></div>
Write-In Totals	0	0.00%	<div style="width: 0.00%; background-color: #d3d3d3;"></div>
Total Votes Cast	158	100.00%	<div style="width: 100.00%; background-color: #f0e68c;"></div>
Overvotes	0		
Undervotes	1		

DEM Female Members of County Committee Magnolia Borough

Vote For 3

	TOTAL	VOTE %	
Mary F. Martz	53	33.33%	<div style="width: 33.33%; background-color: #f0e68c;"></div>
Shawn Parker	53	33.33%	<div style="width: 33.33%; background-color: #f0e68c;"></div>
Shelley Wilson	53	33.33%	<div style="width: 33.33%; background-color: #f0e68c;"></div>
Write-In Totals	0	0.00%	<div style="width: 0.00%; background-color: #d3d3d3;"></div>
Total Votes Cast	159	100.00%	<div style="width: 100.00%; background-color: #f0e68c;"></div>
Overvotes	0		
Undervotes	0		

Magnolia District 3

REP Member of State Senate 6th Legislative District

Vote For 1

	TOTAL	VOTE %	
NO PETITION FILED	0	0.00%	<div style="width: 0%; background-color: #cccccc;"></div>
Write-In Totals	1	100.00%	<div style="width: 100%; background-color: #f1c40f;"></div>
Total Votes Cast	1	100.00%	<div style="width: 100%; background-color: #f1c40f;"></div>
Overvotes	0		
Undervotes	20		

REP Members of the General Assembly 6th Legislative District

Vote For 2

	TOTAL	VOTE %	
Daniel M. Kenny	21	53.85%	<div style="width: 53.85%; background-color: #f1c40f;"></div>
Danielle M. Barry	18	46.15%	<div style="width: 46.15%; background-color: #f1c40f;"></div>
Write-In Totals	0	0.00%	<div style="width: 0%; background-color: #cccccc;"></div>
Total Votes Cast	39	100.00%	<div style="width: 100%; background-color: #f1c40f;"></div>
Overvotes	0		
Undervotes	3		

REP Members of the Board of County Commissioners

Vote For 2

	TOTAL	VOTE %	
Jason Fanning	20	50.00%	<div style="width: 50%; background-color: #f1c40f;"></div>
Norman C. Rebel Jr.	20	50.00%	<div style="width: 50%; background-color: #f1c40f;"></div>
Write-In Totals	0	0.00%	<div style="width: 0%; background-color: #cccccc;"></div>
Total Votes Cast	40	100.00%	<div style="width: 100%; background-color: #f1c40f;"></div>
Overvotes	0		
Undervotes	2		

REP Mayor Magnolia Borough

Vote For 1

	TOTAL	VOTE %	
Mycheal Scott	18	100.00%	<div style="width: 100%; background-color: #f1c40f;"></div>
Write-In Totals	0	0.00%	<div style="width: 0%; background-color: #cccccc;"></div>
Total Votes Cast	18	100.00%	<div style="width: 100%; background-color: #f1c40f;"></div>
Overvotes	0		
Undervotes	3		

REP Members of Council Magnolia Borough

Vote For 2

	TOTAL	VOTE %	
NO PETITION FILED	0	0.00%	<div style="width: 0%; background-color: #cccccc;"></div>
NO PETITION FILED	0	0.00%	<div style="width: 0%; background-color: #cccccc;"></div>
Write-In Totals	2	100.00%	<div style="width: 100%; background-color: #f1c40f;"></div>
Total Votes Cast	2	100.00%	<div style="width: 100%; background-color: #f1c40f;"></div>
Overvotes	0		
Undervotes	40		

Magnolia District 4

Statistics	TOTAL
Registered Voters - Total	910
Registered Voters - NONPARTISAN	321
Registered Voters - DEMOCRAT	419
Registered Voters - REPUBLICAN	170
Ballots Cast - Total	119
Ballots Cast - NONPARTISAN	0
Ballots Cast - DEMOCRAT	95
Ballots Cast - REPUBLICAN	24
Ballots Cast - Blank	0
Voter Turnout - Total	13.08%
Voter Turnout - NONPARTISAN	0.00%
Voter Turnout - DEMOCRAT	22.67%
Voter Turnout - REPUBLICAN	14.12%

DEM Member of State Senate 6th Legislative District Vote For 1

	TOTAL	VOTE %
James Beach	84	98.82%
Write-In Totals	1	1.18%
Total Votes Cast	85	100.00%
Overvotes	0	
Undervotes	10	

DEM Members of the General Assembly 6th Legislative District Vote For 2

	TOTAL	VOTE %
Louis D. Greenwald	84	51.53%
Pamela R. Lampitt	78	47.85%
Write-In Totals	1	0.61%
Total Votes Cast	163	100.00%
Overvotes	0	
Undervotes	27	

DEM Members of the Board of County Commissioners Vote For 2

	TOTAL	VOTE %
Kate Delany	22	13.02%
Samuel E. Sweet	21	12.43%
Louis Cappelli Jr.	65	38.46%
Jonathan L. Young Sr.	61	36.09%
Write-In Totals	0	0.00%
Total Votes Cast	169	100.00%
Overvotes	8	
Undervotes	13	

Magnolia District 4

DEM Mayor Magnolia Borough

Vote For 1

	TOTAL	VOTE %	
BettyAnn Cowling-Carson	84	100.00%	<div style="width: 100%; height: 10px; background-color: #ffc107;"></div>
Write-In Totals	0	0.00%	<div style="width: 0%; height: 10px; background-color: #6c757d;"></div>
Total Votes Cast	84	100.00%	<div style="width: 100%; height: 10px; background-color: #ffc107;"></div>
Overvotes	0		
Undervotes	11		

DEM Members of Council Magnolia Borough

Vote For 2

	TOTAL	VOTE %	
Mary F. Martz	88	50.29%	<div style="width: 50.29%; height: 10px; background-color: #ffc107;"></div>
Steven Whalen	84	48.00%	<div style="width: 48.00%; height: 10px; background-color: #ffc107;"></div>
Write-In Totals	3	1.71%	<div style="width: 1.71%; height: 10px; background-color: #6c757d;"></div>
Total Votes Cast	175	100.00%	<div style="width: 100%; height: 10px; background-color: #ffc107;"></div>
Overvotes	0		
Undervotes	15		

DEM Male Members of County Committee Magnolia Borough

Vote For 3

	TOTAL	VOTE %	
Robert B. Carson	85	32.95%	<div style="width: 32.95%; height: 10px; background-color: #ffc107;"></div>
Steven Whalen	84	32.56%	<div style="width: 32.56%; height: 10px; background-color: #ffc107;"></div>
Anthony DePrince	83	32.17%	<div style="width: 32.17%; height: 10px; background-color: #ffc107;"></div>
Write-In Totals	6	2.33%	<div style="width: 2.33%; height: 10px; background-color: #6c757d;"></div>
Total Votes Cast	258	100.00%	<div style="width: 100%; height: 10px; background-color: #ffc107;"></div>
Overvotes	0		
Undervotes	27		

DEM Female Members of County Committee Magnolia Borough

Vote For 3

	TOTAL	VOTE %	
Mary F. Martz	87	33.21%	<div style="width: 33.21%; height: 10px; background-color: #ffc107;"></div>
Shawn Parker	84	32.06%	<div style="width: 32.06%; height: 10px; background-color: #ffc107;"></div>
Shelley Wilson	86	32.82%	<div style="width: 32.82%; height: 10px; background-color: #ffc107;"></div>
Write-In Totals	5	1.91%	<div style="width: 1.91%; height: 10px; background-color: #6c757d;"></div>
Total Votes Cast	262	100.00%	<div style="width: 100%; height: 10px; background-color: #ffc107;"></div>
Overvotes	0		
Undervotes	23		

Magnolia District 4

REP Member of State Senate 6th Legislative District

Vote For 1

	TOTAL	VOTE %	
NO PETITION FILED	0	0.00%	<div style="width: 0%;"></div>
Write-In Totals	1	100.00%	<div style="width: 100%;"></div>
Total Votes Cast	1	100.00%	<div style="width: 100%;"></div>
Overvotes	0		
Undervotes	23		

REP Members of the General Assembly 6th Legislative District

Vote For 2

	TOTAL	VOTE %	
Daniel M. Kenny	22	50.00%	<div style="width: 50%;"></div>
Danielle M. Barry	22	50.00%	<div style="width: 50%;"></div>
Write-In Totals	0	0.00%	<div style="width: 0%;"></div>
Total Votes Cast	44	100.00%	<div style="width: 100%;"></div>
Overvotes	0		
Undervotes	4		

REP Members of the Board of County Commissioners

Vote For 2

	TOTAL	VOTE %	
Jason Fanning	22	50.00%	<div style="width: 50%;"></div>
Norman C. Rebel Jr.	22	50.00%	<div style="width: 50%;"></div>
Write-In Totals	0	0.00%	<div style="width: 0%;"></div>
Total Votes Cast	44	100.00%	<div style="width: 100%;"></div>
Overvotes	0		
Undervotes	4		

REP Mayor Magnolia Borough

Vote For 1

	TOTAL	VOTE %	
Mycheal Scott	24	100.00%	<div style="width: 100%;"></div>
Write-In Totals	0	0.00%	<div style="width: 0%;"></div>
Total Votes Cast	24	100.00%	<div style="width: 100%;"></div>
Overvotes	0		
Undervotes	0		

REP Members of Council Magnolia Borough

Vote For 2

	TOTAL	VOTE %	
NO PETITION FILED	0		
NO PETITION FILED	0		
Write-In Totals	0		
Total Votes Cast	0		
Overvotes	0		
Undervotes	48		

Merchantville District 1

Statistics	TOTAL
Registered Voters - Total	1,259
Registered Voters - NONPARTISAN	404
Registered Voters - DEMOCRAT	629
Registered Voters - REPUBLICAN	226
Ballots Cast - Total	243
Ballots Cast - NONPARTISAN	0
Ballots Cast - DEMOCRAT	209
Ballots Cast - REPUBLICAN	34
Ballots Cast - Blank	0
Voter Turnout - Total	19.30%
Voter Turnout - NONPARTISAN	0.00%
Voter Turnout - DEMOCRAT	33.23%
Voter Turnout - REPUBLICAN	15.04%

DEM Member of State Senate 5th Legislative District Vote For 1

	TOTAL	VOTE %	
Nilsa Cruz-Perez	174	100.00%	<div style="width: 100%; height: 10px; background-color: #ffc107;"></div>
Write-In Totals	0	0.00%	<div style="width: 0%; height: 10px; background-color: #6c757d;"></div>
Total Votes Cast	174	100.00%	<div style="width: 100%; height: 10px; background-color: #ffc107;"></div>
Overvotes	0		
Undervotes	35		

DEM Members of the General Assembly 5th Legislative District Vote For 2

	TOTAL	VOTE %	
William F. Moen Jr.	177	50.28%	<div style="width: 50.28%; height: 10px; background-color: #ffc107;"></div>
William W. Spearman	175	49.72%	<div style="width: 49.72%; height: 10px; background-color: #ffc107;"></div>
Write-In Totals	0	0.00%	<div style="width: 0%; height: 10px; background-color: #6c757d;"></div>
Total Votes Cast	352	100.00%	<div style="width: 100%; height: 10px; background-color: #ffc107;"></div>
Overvotes	0		
Undervotes	66		

DEM Members of the Board of County Commissioners Vote For 2

	TOTAL	VOTE %	
Kate Delany	98	25.26%	<div style="width: 25.26%; height: 10px; background-color: #ffc107;"></div>
Samuel E. Sweet	78	20.10%	<div style="width: 20.10%; height: 10px; background-color: #ffc107;"></div>
Louis Cappelli Jr.	103	26.55%	<div style="width: 26.55%; height: 10px; background-color: #ffc107;"></div>
Jonathan L. Young Sr.	109	28.09%	<div style="width: 28.09%; height: 10px; background-color: #ffc107;"></div>
Write-In Totals	0	0.00%	<div style="width: 0%; height: 10px; background-color: #6c757d;"></div>
Total Votes Cast	388	100.00%	<div style="width: 100%; height: 10px; background-color: #ffc107;"></div>
Overvotes	10		
Undervotes	20		

Merchantville District 1

DEM Members of Council Merchantville Borough

Vote For 2

	TOTAL	VOTE %	
Andrew O. McLoone	171	49.57%	<div style="width: 49.57%; background-color: #f0e68c;"></div>
Sean H. Fitzgerald	174	50.43%	<div style="width: 50.43%; background-color: #f0e68c;"></div>
Write-In Totals	0	0.00%	
Total Votes Cast	345	100.00%	<div style="width: 100%; background-color: #f0e68c;"></div>
Overvotes	0		
Undervotes	73		

DEM Male Members of County Committee Merchantville Borough

Vote For 2

	TOTAL	VOTE %	
Joseph Bouvier	100	25.64%	<div style="width: 25.64%; background-color: #f0e68c;"></div>
Chester Hicks	93	23.85%	<div style="width: 23.85%; background-color: #f0e68c;"></div>
Louis J. Fiume III	96	24.62%	<div style="width: 24.62%; background-color: #f0e68c;"></div>
Eric Benjamin	101	25.90%	<div style="width: 25.90%; background-color: #f0e68c;"></div>
Write-In Totals	0	0.00%	
Total Votes Cast	390	100.00%	<div style="width: 100%; background-color: #f0e68c;"></div>
Overvotes	10		
Undervotes	18		

DEM Female Members of County Committee Merchantville Borough

Vote For 2

	TOTAL	VOTE %	
Dorothy Foley	97	25.13%	<div style="width: 25.13%; background-color: #f0e68c;"></div>
Anna Bouvier	83	21.50%	<div style="width: 21.50%; background-color: #f0e68c;"></div>
Maureen G. Higgins	103	26.68%	<div style="width: 26.68%; background-color: #f0e68c;"></div>
Ruby Delarosa	103	26.68%	<div style="width: 26.68%; background-color: #f0e68c;"></div>
Write-In Totals	0	0.00%	
Total Votes Cast	386	100.00%	<div style="width: 100%; background-color: #f0e68c;"></div>
Overvotes	14		
Undervotes	18		

REP Member of State Senate 5th Legislative District

Vote For 1

	TOTAL	VOTE %	
Clyde E. Cook	33	100.00%	<div style="width: 100%; background-color: #f0e68c;"></div>
Write-In Totals	0	0.00%	
Total Votes Cast	33	100.00%	<div style="width: 100%; background-color: #f0e68c;"></div>
Overvotes	0		
Undervotes	1		

Merchantville District 1

REP Members of the General Assembly 5th Legislative District

Vote For 2

	TOTAL	VOTE %	
Joe Miller	32	50.00%	<div style="width: 50%;"><div style="width: 50%; background-color: #f0e68c;"></div></div>
Yalinda Pagan	32	50.00%	<div style="width: 50%;"><div style="width: 50%; background-color: #f0e68c;"></div></div>
Write-In Totals	0	0.00%	<div style="width: 0%;"><div style="width: 0%; background-color: #f0e68c;"></div></div>
Total Votes Cast	64	100.00%	<div style="width: 100%;"><div style="width: 100%; background-color: #f0e68c;"></div></div>
Overvotes	0		
Undervotes	4		

REP Members of the Board of County Commissioners

Vote For 2

	TOTAL	VOTE %	
Jason Fanning	33	52.38%	<div style="width: 52.38%;"><div style="width: 52.38%; background-color: #f0e68c;"></div></div>
Norman C. Rebel Jr.	30	47.62%	<div style="width: 47.62%;"><div style="width: 47.62%; background-color: #f0e68c;"></div></div>
Write-In Totals	0	0.00%	<div style="width: 0%;"><div style="width: 0%; background-color: #f0e68c;"></div></div>
Total Votes Cast	63	100.00%	<div style="width: 100%;"><div style="width: 100%; background-color: #f0e68c;"></div></div>
Overvotes	0		
Undervotes	5		

REP Members of Council Merchantville Borough

Vote For 2

	TOTAL	VOTE %	
NO PETITION FILED	0	0.00%	<div style="width: 0%;"><div style="width: 0%; background-color: #f0e68c;"></div></div>
NO PETITION FILED	0	0.00%	<div style="width: 0%;"><div style="width: 0%; background-color: #f0e68c;"></div></div>
Write-In Totals	6	100.00%	<div style="width: 100%;"><div style="width: 100%; background-color: #f0e68c;"></div></div>
Total Votes Cast	6	100.00%	<div style="width: 100%;"><div style="width: 100%; background-color: #f0e68c;"></div></div>
Overvotes	0		
Undervotes	62		

Merchantville District 2

Statistics	TOTAL
Registered Voters - Total	852
Registered Voters - NONPARTISAN	270
Registered Voters - DEMOCRAT	439
Registered Voters - REPUBLICAN	143
Ballots Cast - Total	188
Ballots Cast - NONPARTISAN	0
Ballots Cast - DEMOCRAT	168
Ballots Cast - REPUBLICAN	20
Ballots Cast - Blank	1
Voter Turnout - Total	22.07%
Voter Turnout - NONPARTISAN	0.00%
Voter Turnout - DEMOCRAT	38.27%
Voter Turnout - REPUBLICAN	13.99%

DEM Member of State Senate 5th Legislative District Vote For 1

	TOTAL	VOTE %
Nilsa Cruz-Perez	112	93.33%
Write-In Totals	8	6.67%
Total Votes Cast	120	100.00%
Overvotes	0	
Undervotes	48	

DEM Members of the General Assembly 5th Legislative District Vote For 2

	TOTAL	VOTE %
William F. Moen Jr.	109	47.39%
William W. Spearman	105	45.65%
Write-In Totals	16	6.96%
Total Votes Cast	230	100.00%
Overvotes	0	
Undervotes	106	

DEM Members of the Board of County Commissioners Vote For 2

	TOTAL	VOTE %
Kate Delany	116	36.14%
Samuel E. Sweet	105	32.71%
Louis Cappelli Jr.	52	16.20%
Jonathan L. Young Sr.	48	14.95%
Write-In Totals	0	0.00%
Total Votes Cast	321	100.00%
Overvotes	4	
Undervotes	11	

Merchantville District 2

DEM Members of Council Merchantville Borough

Vote For 2

	TOTAL	VOTE %	
Andrew O. McLoone	101	46.33%	<div style="width: 46.33%; background-color: #f1c232;"></div>
Sean H. Fitzgerald	101	46.33%	<div style="width: 46.33%; background-color: #f1c232;"></div>
Write-In Totals	16	7.34%	<div style="width: 7.34%; background-color: #f1c232;"></div>
Total Votes Cast	218	100.00%	<div style="width: 100%; background-color: #f1c232;"></div>
Overvotes	0		
Undervotes	118		

DEM Male Members of County Committee Merchantville Borough

Vote For 2

	TOTAL	VOTE %	
Joseph Bouvier	118	36.31%	<div style="width: 36.31%; background-color: #f1c232;"></div>
Chester Hicks	116	35.69%	<div style="width: 35.69%; background-color: #f1c232;"></div>
Louis J. Fiume III	42	12.92%	<div style="width: 12.92%; background-color: #f1c232;"></div>
Eric Benjamin	49	15.08%	<div style="width: 15.08%; background-color: #f1c232;"></div>
Write-In Totals	0	0.00%	<div style="width: 0%; background-color: #f1c232;"></div>
Total Votes Cast	325	100.00%	<div style="width: 100%; background-color: #f1c232;"></div>
Overvotes	4		
Undervotes	7		

DEM Female Members of County Committee Merchantville Borough

Vote For 2

	TOTAL	VOTE %	
Dorothy Foley	123	37.39%	<div style="width: 37.39%; background-color: #f1c232;"></div>
Anna Bouvier	112	34.04%	<div style="width: 34.04%; background-color: #f1c232;"></div>
Maureen G. Higgins	44	13.37%	<div style="width: 13.37%; background-color: #f1c232;"></div>
Ruby Delarosa	50	15.20%	<div style="width: 15.20%; background-color: #f1c232;"></div>
Write-In Totals	0	0.00%	<div style="width: 0%; background-color: #f1c232;"></div>
Total Votes Cast	329	100.00%	<div style="width: 100%; background-color: #f1c232;"></div>
Overvotes	4		
Undervotes	3		

REP Member of State Senate 5th Legislative District

Vote For 1

	TOTAL	VOTE %	
Clyde E. Cook	19	100.00%	<div style="width: 100%; background-color: #f1c232;"></div>
Write-In Totals	0	0.00%	<div style="width: 0%; background-color: #f1c232;"></div>
Total Votes Cast	19	100.00%	<div style="width: 100%; background-color: #f1c232;"></div>
Overvotes	0		
Undervotes	1		

Merchantville District 2

REP Members of the General Assembly 5th Legislative District

Vote For 2

	TOTAL	VOTE %	
Joe Miller	17	50.00%	<div style="width: 50%;"><div style="width: 50%;"></div></div>
Yalinda Pagan	17	50.00%	<div style="width: 50%;"><div style="width: 50%;"></div></div>
Write-In Totals	0	0.00%	<div style="width: 0%;"><div style="width: 0%;"></div></div>
Total Votes Cast	34	100.00%	<div style="width: 100%;"><div style="width: 100%;"></div></div>
Overvotes	0		
Undervotes	6		

REP Members of the Board of County Commissioners

Vote For 2

	TOTAL	VOTE %	
Jason Fanning	18	52.94%	<div style="width: 52.94%;"><div style="width: 52.94%;"></div></div>
Norman C. Rebel Jr.	16	47.06%	<div style="width: 47.06%;"><div style="width: 47.06%;"></div></div>
Write-In Totals	0	0.00%	<div style="width: 0%;"><div style="width: 0%;"></div></div>
Total Votes Cast	34	100.00%	<div style="width: 100%;"><div style="width: 100%;"></div></div>
Overvotes	0		
Undervotes	6		

REP Members of Council Merchantville Borough

Vote For 2

	TOTAL	VOTE %	
NO PETITION FILED	0	0.00%	<div style="width: 0%;"><div style="width: 0%;"></div></div>
NO PETITION FILED	0	0.00%	<div style="width: 0%;"><div style="width: 0%;"></div></div>
Write-In Totals	4	100.00%	<div style="width: 100%;"><div style="width: 100%;"></div></div>
Total Votes Cast	4	100.00%	<div style="width: 100%;"><div style="width: 100%;"></div></div>
Overvotes	0		
Undervotes	36		

Merchantville District 3 Suppressed

Statistics	TOTAL
Registered Voters - Total	862
Registered Voters - NONPARTISAN	339
Registered Voters - DEMOCRAT	401
Registered Voters - REPUBLICAN	122
Ballots Cast - Total	126
Ballots Cast - NONPARTISAN	0
Ballots Cast - DEMOCRAT	114
Ballots Cast - REPUBLICAN	12
Ballots Cast - Blank	0
Voter Turnout - Total	14.62%
Voter Turnout - NONPARTISAN	0.00%
Voter Turnout - DEMOCRAT	28.43%
Voter Turnout - REPUBLICAN	9.84%

DEM Member of State Senate 5th Legislative District Vote For 1

	TOTAL	VOTE %
Nilsa Cruz-Perez	93	98.94%
Write-In Totals	1	1.06%
Total Votes Cast	94	100.00%
Overvotes	0	
Undervotes	20	

DEM Members of the General Assembly 5th Legislative District Vote For 2

	TOTAL	VOTE %
William F. Moen Jr.	85	49.71%
William W. Spearman	84	49.12%
Write-In Totals	2	1.17%
Total Votes Cast	171	100.00%
Overvotes	0	
Undervotes	57	

DEM Members of the Board of County Commissioners Vote For 2

	TOTAL	VOTE %
Kate Delany	58	27.23%
Samuel E. Sweet	46	21.60%
Louis Cappelli Jr.	59	27.70%
Jonathan L. Young Sr.	50	23.47%
Write-In Totals	0	0.00%
Total Votes Cast	213	100.00%
Overvotes	8	
Undervotes	7	

Merchantville District 3 Suppressed

DEM Members of Council Merchantville Borough

Vote For 2

	TOTAL	VOTE %	
Andrew O. McLoone	93	50.27%	<div style="width: 50.27%;"><div style="width: 50.27%;"></div></div>
Sean H. Fitzgerald	92	49.73%	<div style="width: 49.73%;"><div style="width: 49.73%;"></div></div>
Write-In Totals	0	0.00%	
Total Votes Cast	185	100.00%	<div style="width: 100%;"><div style="width: 100%;"></div></div>
Overvotes	0		
Undervotes	43		

DEM Male Members of County Committee Merchantville Borough

Vote For 2

	TOTAL	VOTE %	
Joseph Bouvier	58	26.85%	<div style="width: 26.85%;"><div style="width: 26.85%;"></div></div>
Chester Hicks	56	25.93%	<div style="width: 25.93%;"><div style="width: 25.93%;"></div></div>
Louis J. Fiume III	53	24.54%	<div style="width: 24.54%;"><div style="width: 24.54%;"></div></div>
Eric Benjamin	49	22.69%	<div style="width: 22.69%;"><div style="width: 22.69%;"></div></div>
Write-In Totals	0	0.00%	
Total Votes Cast	216	100.00%	<div style="width: 100%;"><div style="width: 100%;"></div></div>
Overvotes	6		
Undervotes	6		

DEM Female Members of County Committee Merchantville Borough

Vote For 2

	TOTAL	VOTE %	
Dorothy Foley	54	24.32%	<div style="width: 24.32%;"><div style="width: 24.32%;"></div></div>
Anna Bouvier	50	22.52%	<div style="width: 22.52%;"><div style="width: 22.52%;"></div></div>
Maureen G. Higgins	61	27.48%	<div style="width: 27.48%;"><div style="width: 27.48%;"></div></div>
Ruby Delarosa	57	25.68%	<div style="width: 25.68%;"><div style="width: 25.68%;"></div></div>
Write-In Totals	0	0.00%	
Total Votes Cast	222	100.00%	<div style="width: 100%;"><div style="width: 100%;"></div></div>
Overvotes	4		
Undervotes	2		

REP Member of State Senate 5th Legislative District

Vote For 1

	TOTAL	VOTE %	
Clyde E. Cook			
Write-In Totals			
Total Votes Cast			
Overvotes			
Undervotes			

Merchantville District 3 Suppressed

REP Members of the General Assembly 5th Legislative District

Vote For 2

	TOTAL	VOTE %
Joe Miller		
Yalinda Pagan		
Write-In Totals		
Total Votes Cast		
Overvotes		
Undervotes		

REP Members of the Board of County Commissioners

Vote For 2

	TOTAL	VOTE %
Jason Fanning		
Norman C. Rebel Jr.		
Write-In Totals		
Total Votes Cast		
Overvotes		
Undervotes		

REP Members of Council Merchantville Borough

Vote For 2

	TOTAL	VOTE %
NO PETITION FILED		
NO PETITION FILED		
Write-In Totals		
Total Votes Cast		
Overvotes		
Undervotes		

Mt. Ephraim District 1

Statistics	TOTAL
Registered Voters - Total	870
Registered Voters - NONPARTISAN	325
Registered Voters - DEMOCRAT	363
Registered Voters - REPUBLICAN	182
Ballots Cast - Total	101
Ballots Cast - NONPARTISAN	0
Ballots Cast - DEMOCRAT	76
Ballots Cast - REPUBLICAN	25
Ballots Cast - Blank	0
Voter Turnout - Total	11.61%
Voter Turnout - NONPARTISAN	0.00%
Voter Turnout - DEMOCRAT	20.94%
Voter Turnout - REPUBLICAN	13.74%

DEM Member of State Senate 5th Legislative District Vote For 1

	TOTAL	VOTE %	
Nilsa Cruz-Perez	67	100.00%	<div style="width: 100%; height: 10px; background-color: #ffc107;"></div>
Write-In Totals	0	0.00%	<div style="width: 0%; height: 10px; background-color: #6c757d;"></div>
Total Votes Cast	67	100.00%	<div style="width: 100%; height: 10px; background-color: #ffc107;"></div>
Overvotes	0		
Undervotes	9		

DEM Members of the General Assembly 5th Legislative District Vote For 2

	TOTAL	VOTE %	
William F. Moen Jr.	67	50.00%	<div style="width: 50%; height: 10px; background-color: #ffc107;"></div>
William W. Spearman	67	50.00%	<div style="width: 50%; height: 10px; background-color: #6c757d;"></div>
Write-In Totals	0	0.00%	<div style="width: 0%; height: 10px; background-color: #6c757d;"></div>
Total Votes Cast	134	100.00%	<div style="width: 100%; height: 10px; background-color: #ffc107;"></div>
Overvotes	0		
Undervotes	18		

DEM Members of the Board of County Commissioners Vote For 2

	TOTAL	VOTE %	
Kate Delany	23	15.86%	<div style="width: 15.86%; height: 10px; background-color: #ffc107;"></div>
Samuel E. Sweet	16	11.03%	<div style="width: 11.03%; height: 10px; background-color: #ffc107;"></div>
Louis Cappelli Jr.	52	35.86%	<div style="width: 35.86%; height: 10px; background-color: #ffc107;"></div>
Jonathan L. Young Sr.	54	37.24%	<div style="width: 37.24%; height: 10px; background-color: #ffc107;"></div>
Write-In Totals	0	0.00%	<div style="width: 0%; height: 10px; background-color: #6c757d;"></div>
Total Votes Cast	145	100.00%	<div style="width: 100%; height: 10px; background-color: #ffc107;"></div>
Overvotes	4		
Undervotes	3		

Mt. Ephraim District 1

DEM Male Members of County Committee Mt Ephraim Borough

Vote For 3

	TOTAL	VOTE %	
John Saban	66	33.00%	<div style="width: 33.00%; background-color: #f1c40f;"></div>
Samuel Keating	68	34.00%	<div style="width: 34.00%; background-color: #f1c40f;"></div>
Michael Marrone	66	33.00%	<div style="width: 33.00%; background-color: #f1c40f;"></div>
Write-In Totals	0	0.00%	
Total Votes Cast	200	100.00%	<div style="width: 100%; background-color: #f1c40f;"></div>
Overvotes	0		
Undervotes	28		

DEM Female Members of County Committee Mt Ephraim Borough

Vote For 3

	TOTAL	VOTE %	
Deborah Wolk	70	33.98%	<div style="width: 33.98%; background-color: #f1c40f;"></div>
Kristina Carey	66	32.04%	<div style="width: 32.04%; background-color: #f1c40f;"></div>
Alyssa Lego	70	33.98%	<div style="width: 33.98%; background-color: #f1c40f;"></div>
Write-In Totals	0	0.00%	
Total Votes Cast	206	100.00%	<div style="width: 100%; background-color: #f1c40f;"></div>
Overvotes	0		
Undervotes	22		

REP Member of State Senate 5th Legislative District

Vote For 1

	TOTAL	VOTE %	
Clyde E. Cook	25	100.00%	<div style="width: 100%; background-color: #f1c40f;"></div>
Write-In Totals	0	0.00%	
Total Votes Cast	25	100.00%	<div style="width: 100%; background-color: #f1c40f;"></div>
Overvotes	0		
Undervotes	0		

REP Members of the General Assembly 5th Legislative District





Vote For 2

	TOTAL	VOTE %	
Joe Miller	25	51.02%	<div style="width: 51.02%; background-color: #f1c40f;"></div>
Yalinda Pagan	24	48.98%	<div style="width: 48.98%; background-color: #f1c40f;"></div>
Write-In Totals	0	0.00%	
Total Votes Cast	49	100.00%	<div style="width: 100%; background-color: #f1c40f;"></div>
Overvotes	0		
Undervotes	1		

Mt. Ephraim District 1

REP Members of the Board of County Commissioners

Vote For 2

	TOTAL	VOTE %	
Jason Fanning	24	48.98%	
Norman C. Rebel Jr.	25	51.02%	
Write-In Totals	0	0.00%	
Total Votes Cast	49	100.00%	
Overvotes	0		
Undervotes	1		

Mt. Ephraim District 2

Statistics	TOTAL
Registered Voters - Total	959
Registered Voters - NONPARTISAN	322
Registered Voters - DEMOCRAT	413
Registered Voters - REPUBLICAN	224
Ballots Cast - Total	113
Ballots Cast - NONPARTISAN	0
Ballots Cast - DEMOCRAT	81
Ballots Cast - REPUBLICAN	32
Ballots Cast - Blank	0
Voter Turnout - Total	11.78%
Voter Turnout - NONPARTISAN	0.00%
Voter Turnout - DEMOCRAT	19.61%
Voter Turnout - REPUBLICAN	14.29%

DEM Member of State Senate 5th Legislative District Vote For 1

	TOTAL	VOTE %	
Nilsa Cruz-Perez	76	100.00%	<div style="width: 100%; height: 10px; background-color: #ffc107;"></div>
Write-In Totals	0	0.00%	<div style="width: 0%; height: 10px; background-color: #6c757d;"></div>
Total Votes Cast	76	100.00%	<div style="width: 100%; height: 10px; background-color: #ffc107;"></div>
Overvotes	0		
Undervotes	5		

DEM Members of the General Assembly 5th Legislative District Vote For 2

	TOTAL	VOTE %	
William F. Moen Jr.	75	50.68%	<div style="width: 50.68%; height: 10px; background-color: #ffc107;"></div>
William W. Spearman	73	49.32%	<div style="width: 49.32%; height: 10px; background-color: #ffc107;"></div>
Write-In Totals	0	0.00%	<div style="width: 0%; height: 10px; background-color: #6c757d;"></div>
Total Votes Cast	148	100.00%	<div style="width: 100%; height: 10px; background-color: #ffc107;"></div>
Overvotes	0		
Undervotes	14		

DEM Members of the Board of County Commissioners Vote For 2

	TOTAL	VOTE %	
Kate Delany	23	15.23%	<div style="width: 15.23%; height: 10px; background-color: #ffc107;"></div>
Samuel E. Sweet	18	11.92%	<div style="width: 11.92%; height: 10px; background-color: #ffc107;"></div>
Louis Cappelli Jr.	57	37.75%	<div style="width: 37.75%; height: 10px; background-color: #ffc107;"></div>
Jonathan L. Young Sr.	53	35.10%	<div style="width: 35.10%; height: 10px; background-color: #ffc107;"></div>
Write-In Totals	0	0.00%	<div style="width: 0%; height: 10px; background-color: #6c757d;"></div>
Total Votes Cast	151	100.00%	<div style="width: 100%; height: 10px; background-color: #ffc107;"></div>
Overvotes	4		
Undervotes	7		

Mt. Ephraim District 2

DEM Male Members of County Committee Mt Ephraim Borough

Vote For 3

	TOTAL	VOTE %	
John Saban	73	33.33%	<div style="width: 33.33%; background-color: #f1c232;"></div>
Samuel Keating	72	32.88%	<div style="width: 32.88%; background-color: #f1c232;"></div>
Michael Marrone	74	33.79%	<div style="width: 33.79%; background-color: #f1c232;"></div>
Write-In Totals	0	0.00%	
Total Votes Cast	219	100.00%	<div style="width: 100%; background-color: #f1c232;"></div>
Overvotes	0		
Undervotes	24		

DEM Female Members of County Committee Mt Ephraim Borough

Vote For 3

	TOTAL	VOTE %	
Deborah Wolk	71	32.87%	<div style="width: 32.87%; background-color: #f1c232;"></div>
Kristina Carey	74	34.26%	<div style="width: 34.26%; background-color: #f1c232;"></div>
Alyssa Lego	71	32.87%	<div style="width: 32.87%; background-color: #f1c232;"></div>
Write-In Totals	0	0.00%	
Total Votes Cast	216	100.00%	<div style="width: 100%; background-color: #f1c232;"></div>
Overvotes	0		
Undervotes	27		

REP Member of State Senate 5th Legislative District

Vote For 1

	TOTAL	VOTE %	
Clyde E. Cook	29	96.67%	<div style="width: 96.67%; background-color: #f1c232;"></div>
Write-In Totals	1	3.33%	<div style="width: 3.33%; background-color: #f1c232;"></div>
Total Votes Cast	30	100.00%	<div style="width: 100%; background-color: #f1c232;"></div>
Overvotes	0		
Undervotes	2		

REP Members of the General Assembly 5th Legislative District





Vote For 2

	TOTAL	VOTE %	
Joe Miller	30	50.85%	<div style="width: 50.85%; background-color: #f1c232;"></div>
Yalinda Pagan	27	45.76%	<div style="width: 45.76%; background-color: #f1c232;"></div>
Write-In Totals	2	3.39%	<div style="width: 3.39%; background-color: #f1c232;"></div>
Total Votes Cast	59	100.00%	<div style="width: 100%; background-color: #f1c232;"></div>
Overvotes	0		
Undervotes	5		

Mt. Ephraim District 2

REP Members of the Board of County Commissioners




Vote For 2

	TOTAL	VOTE %	
Jason Fanning	30	49.18%	
Norman C. Rebel Jr.	29	47.54%	
Write-In Totals	2	3.28%	
Total Votes Cast	61	100.00%	
Overvotes	0		
Undervotes	3		





Mt. Ephraim District 3

Statistics	TOTAL
Registered Voters - Total	959
Registered Voters - NONPARTISAN	357
Registered Voters - DEMOCRAT	382
Registered Voters - REPUBLICAN	220
Ballots Cast - Total	101
Ballots Cast - NONPARTISAN	0
Ballots Cast - DEMOCRAT	84
Ballots Cast - REPUBLICAN	17
Ballots Cast - Blank	0
Voter Turnout - Total	10.53%
Voter Turnout - NONPARTISAN	0.00%
Voter Turnout - DEMOCRAT	21.99%
Voter Turnout - REPUBLICAN	7.73%







DEM Member of State Senate 5th Legislative District Vote For 1

	TOTAL	VOTE %	
Nilsa Cruz-Perez	74	100.00%	
Write-In Totals	0	0.00%	
Total Votes Cast	74	100.00%	
Overvotes	0		
Undervotes	10		

DEM Members of the General Assembly 5th Legislative District Vote For 2

	TOTAL	VOTE %	
William F. Moen Jr.	71	50.00%	
William W. Spearman	71	50.00%	
Write-In Totals	0	0.00%	
Total Votes Cast	142	100.00%	
Overvotes	0		
Undervotes	26		

DEM Members of the Board of County Commissioners Vote For 2

	TOTAL	VOTE %	
Kate Delany	19	12.58%	
Samuel E. Sweet	14	9.27%	
Louis Cappelli Jr.	61	40.40%	
Jonathan L. Young Sr.	57	37.75%	
Write-In Totals	0	0.00%	
Total Votes Cast	151	100.00%	
Overvotes	2		
Undervotes	15		

Mt. Ephraim District 3

DEM Male Members of County Committee Mt Ephraim Borough

Vote For 3

	TOTAL	VOTE %	
John Saban	73	33.80%	<div style="width: 33.80%; background-color: #f1c232;"></div>
Samuel Keating	70	32.41%	<div style="width: 32.41%; background-color: #f1c232;"></div>
Michael Marrone	73	33.80%	<div style="width: 33.80%; background-color: #f1c232;"></div>
Write-In Totals	0	0.00%	
Total Votes Cast	216	100.00%	<div style="width: 100%; background-color: #f1c232;"></div>
Overvotes	0		
Undervotes	36		

DEM Female Members of County Committee Mt Ephraim Borough

Vote For 3

	TOTAL	VOTE %	
Deborah Wolk	71	33.02%	<div style="width: 33.02%; background-color: #f1c232;"></div>
Kristina Carey	71	33.02%	<div style="width: 33.02%; background-color: #f1c232;"></div>
Alyssa Lego	73	33.95%	<div style="width: 33.95%; background-color: #f1c232;"></div>
Write-In Totals	0	0.00%	
Total Votes Cast	215	100.00%	<div style="width: 100%; background-color: #f1c232;"></div>
Overvotes	0		
Undervotes	37		

REP Member of State Senate 5th Legislative District

Vote For 1

	TOTAL	VOTE %	
Clyde E. Cook	17	100.00%	<div style="width: 100%; background-color: #f1c232;"></div>
Write-In Totals	0	0.00%	
Total Votes Cast	17	100.00%	<div style="width: 100%; background-color: #f1c232;"></div>
Overvotes	0		
Undervotes	0		

REP Members of the General Assembly 5th Legislative District





Vote For 2

	TOTAL	VOTE %	
Joe Miller	17	50.00%	<div style="width: 50%; background-color: #f1c232;"></div>
Yalinda Pagan	17	50.00%	<div style="width: 50%; background-color: #f1c232;"></div>
Write-In Totals	0	0.00%	
Total Votes Cast	34	100.00%	<div style="width: 100%; background-color: #f1c232;"></div>
Overvotes	0		
Undervotes	0		

Mt. Ephraim District 3

REP Members of the Board of County Commissioners




Vote For 2

	TOTAL	VOTE %	
Jason Fanning	17	50.00%	
Norman C. Rebel Jr.	17	50.00%	
Write-In Totals	0	0.00%	
Total Votes Cast	34	100.00%	
Overvotes	0		
Undervotes	0		





Mt. Ephraim District 4

Statistics	TOTAL
Registered Voters - Total	907
Registered Voters - NONPARTISAN	325
Registered Voters - DEMOCRAT	399
Registered Voters - REPUBLICAN	183
Ballots Cast - Total	97
Ballots Cast - NONPARTISAN	0
Ballots Cast - DEMOCRAT	78
Ballots Cast - REPUBLICAN	19
Ballots Cast - Blank	0
Voter Turnout - Total	10.69%
Voter Turnout - NONPARTISAN	0.00%
Voter Turnout - DEMOCRAT	19.55%
Voter Turnout - REPUBLICAN	10.38%







DEM Member of State Senate 5th Legislative District Vote For 1

	TOTAL	VOTE %	
Nilsa Cruz-Perez	72	100.00%	
Write-In Totals	0	0.00%	
Total Votes Cast	72	100.00%	
Overvotes	0		
Undervotes	6		

DEM Members of the General Assembly 5th Legislative District Vote For 2

	TOTAL	VOTE %	
William F. Moen Jr.	72	51.06%	
William W. Spearman	69	48.94%	
Write-In Totals	0	0.00%	
Total Votes Cast	141	100.00%	
Overvotes	0		
Undervotes	15		

DEM Members of the Board of County Commissioners Vote For 2

	TOTAL	VOTE %	
Kate Delany	19	13.57%	
Samuel E. Sweet	7	5.00%	
Louis Cappelli Jr.	55	39.29%	
Jonathan L. Young Sr.	59	42.14%	
Write-In Totals	0	0.00%	
Total Votes Cast	140	100.00%	
Overvotes	8		
Undervotes	8		

Mt. Ephraim District 4

DEM Male Members of County Committee Mt Ephraim Borough

Vote For 3

	TOTAL	VOTE %
John Saban	70	33.49%
Samuel Keating	68	32.54%
Michael Marrone	71	33.97%
Write-In Totals	0	0.00%
Total Votes Cast	209	100.00%
Overvotes	0	
Undervotes	25	

DEM Female Members of County Committee Mt Ephraim Borough

Vote For 3

	TOTAL	VOTE %
Deborah Wolk	72	32.88%
Kristina Carey	72	32.88%
Alyssa Lego	75	34.25%
Write-In Totals	0	0.00%
Total Votes Cast	219	100.00%
Overvotes	0	
Undervotes	15	

REP Member of State Senate 5th Legislative District

Vote For 1

	TOTAL	VOTE %
Clyde E. Cook	18	94.74%
Write-In Totals	1	5.26%
Total Votes Cast	19	100.00%
Overvotes	0	
Undervotes	0	

REP Members of the General Assembly 5th Legislative District





Vote For 2

	TOTAL	VOTE %
Joe Miller	17	45.95%
Yalinda Pagan	19	51.35%
Write-In Totals	1	2.70%
Total Votes Cast	37	100.00%
Overvotes	0	
Undervotes	1	

Mt. Ephraim District 4

REP Members of the Board of County Commissioners

Vote For 2

	TOTAL	VOTE %	
Jason Fanning	19	51.35%	
Norman C. Rebel Jr.	18	48.65%	
Write-In Totals	0	0.00%	
Total Votes Cast	37	100.00%	
Overvotes	0		
Undervotes	1		

Oaklyn District 1

Statistics	TOTAL
Registered Voters - Total	742
Registered Voters - NONPARTISAN	215
Registered Voters - DEMOCRAT	427
Registered Voters - REPUBLICAN	100
Ballots Cast - Total	101
Ballots Cast - NONPARTISAN	0
Ballots Cast - DEMOCRAT	82
Ballots Cast - REPUBLICAN	19
Ballots Cast - Blank	0
Voter Turnout - Total	13.61%
Voter Turnout - NONPARTISAN	0.00%
Voter Turnout - DEMOCRAT	19.20%
Voter Turnout - REPUBLICAN	19.00%

DEM Member of State Senate 6th Legislative District Vote For 1

	TOTAL	VOTE %	
James Beach	72	100.00%	<div style="width: 100%; background-color: #f1c40f;"></div>
Write-In Totals	0	0.00%	<div style="width: 0%; background-color: #95a5a6;"></div>
Total Votes Cast	72	100.00%	<div style="width: 100%; background-color: #f1c40f;"></div>
Overvotes	0		
Undervotes	10		

DEM Members of the General Assembly 6th Legislative District Vote For 2

	TOTAL	VOTE %	
Louis D. Greenwald	70	49.65%	<div style="width: 49.65%; background-color: #f1c40f;"></div>
Pamela R. Lampitt	71	50.35%	<div style="width: 50.35%; background-color: #f1c40f;"></div>
Write-In Totals	0	0.00%	<div style="width: 0%; background-color: #95a5a6;"></div>
Total Votes Cast	141	100.00%	<div style="width: 100%; background-color: #f1c40f;"></div>
Overvotes	0		
Undervotes	23		

DEM Members of the Board of County Commissioners Vote For 2

	TOTAL	VOTE %	
Kate Delany	37	24.03%	<div style="width: 24.03%; background-color: #f1c40f;"></div>
Samuel E. Sweet	34	22.08%	<div style="width: 22.08%; background-color: #f1c40f;"></div>
Louis Cappelli Jr.	42	27.27%	<div style="width: 27.27%; background-color: #f1c40f;"></div>
Jonathan L. Young Sr.	41	26.62%	<div style="width: 26.62%; background-color: #f1c40f;"></div>
Write-In Totals	0	0.00%	<div style="width: 0%; background-color: #95a5a6;"></div>
Total Votes Cast	154	100.00%	<div style="width: 100%; background-color: #f1c40f;"></div>
Overvotes	6		
Undervotes	4		

Oaklyn District 1

DEM Mayor Oaklyn Borough

Vote For 1

	TOTAL	VOTE %	
Gregory Brandley	71	100.00%	<div style="width: 100%;"><div style="width: 100%;"></div></div>
Write-In Totals	0	0.00%	<div style="width: 0%;"></div>
Total Votes Cast	71	100.00%	<div style="width: 100%;"></div>
Overvotes	0		
Undervotes	11		

DEM Members of Council Oaklyn Borough

Vote For 2

	TOTAL	VOTE %	
Dorothy Valianti	70	48.61%	<div style="width: 48.61%;"><div style="width: 48.61%;"></div></div>
Charles Lehman	73	50.69%	<div style="width: 50.69%;"><div style="width: 50.69%;"></div></div>
Write-In Totals	1	0.69%	<div style="width: 0.69%;"></div>
Total Votes Cast	144	100.00%	<div style="width: 100%;"></div>
Overvotes	0		
Undervotes	20		

DEM Male Members of County Committee Oaklyn Borough

Vote For 3

	TOTAL	VOTE %	
Adam Sherr	73	34.27%	<div style="width: 34.27%;"><div style="width: 34.27%;"></div></div>
Matthew Grochowski	70	32.86%	<div style="width: 32.86%;"><div style="width: 32.86%;"></div></div>
John C. Deen Jr.	70	32.86%	<div style="width: 32.86%;"><div style="width: 32.86%;"></div></div>
Write-In Totals	0	0.00%	<div style="width: 0%;"></div>
Total Votes Cast	213	100.00%	<div style="width: 100%;"></div>
Overvotes	0		
Undervotes	33		

DEM Female Members of County Committee Oaklyn Borough

Vote For 3

	TOTAL	VOTE %	
Amy Gavaghan	72	33.49%	<div style="width: 33.49%;"><div style="width: 33.49%;"></div></div>
Dorothy Valianti	70	32.56%	<div style="width: 32.56%;"><div style="width: 32.56%;"></div></div>
Kristin Pollock	73	33.95%	<div style="width: 33.95%;"><div style="width: 33.95%;"></div></div>
Write-In Totals	0	0.00%	<div style="width: 0%;"></div>
Total Votes Cast	215	100.00%	<div style="width: 100%;"></div>
Overvotes	0		
Undervotes	31		

Oaklyn District 1

REP Member of State Senate 6th Legislative District

Vote For 1

	TOTAL	VOTE %	
NO PETITION FILED	0	0.00%	<div style="width: 0%;"></div>
Write-In Totals	2	100.00%	<div style="width: 100%;"></div>
Total Votes Cast	2	100.00%	<div style="width: 100%;"></div>
Overvotes	0		
Undervotes	17		

REP Members of the General Assembly 6th Legislative District

Vote For 2

	TOTAL	VOTE %	
Daniel M. Kenny	18	47.37%	<div style="width: 47.37%;"></div>
Danielle M. Barry	18	47.37%	<div style="width: 47.37%;"></div>
Write-In Totals	2	5.26%	<div style="width: 5.26%;"></div>
Total Votes Cast	38	100.00%	<div style="width: 100%;"></div>
Overvotes	0		
Undervotes	0		

REP Members of the Board of County Commissioners

Vote For 2

	TOTAL	VOTE %	
Jason Fanning	18	47.37%	<div style="width: 47.37%;"></div>
Norman C. Rebel Jr.	18	47.37%	<div style="width: 47.37%;"></div>
Write-In Totals	2	5.26%	<div style="width: 5.26%;"></div>
Total Votes Cast	38	100.00%	<div style="width: 100%;"></div>
Overvotes	0		
Undervotes	0		

REP Mayor Oaklyn Borough

Vote For 1

	TOTAL	VOTE %	
NO PETITION FILED	0	0.00%	<div style="width: 0%;"></div>
Write-In Totals	1	100.00%	<div style="width: 100%;"></div>
Total Votes Cast	1	100.00%	<div style="width: 100%;"></div>
Overvotes	0		
Undervotes	18		

REP Members of Council Oaklyn Borough

Vote For 2

	TOTAL	VOTE %	
NO PETITION FILED	0	0.00%	<div style="width: 0%;"></div>
NO PETITION FILED	0	0.00%	<div style="width: 0%;"></div>
Write-In Totals	2	100.00%	<div style="width: 100%;"></div>
Total Votes Cast	2	100.00%	<div style="width: 100%;"></div>
Overvotes	0		
Undervotes	36		

Oaklyn District 2 Suppressed

Statistics	TOTAL
Registered Voters - Total	912
Registered Voters - NONPARTISAN	350
Registered Voters - DEMOCRAT	416
Registered Voters - REPUBLICAN	146
Ballots Cast - Total	82
Ballots Cast - NONPARTISAN	0
Ballots Cast - DEMOCRAT	72
Ballots Cast - REPUBLICAN	10
Ballots Cast - Blank	0
Voter Turnout - Total	8.99%
Voter Turnout - NONPARTISAN	0.00%
Voter Turnout - DEMOCRAT	17.31%
Voter Turnout - REPUBLICAN	6.85%

DEM Member of State Senate 6th Legislative District Vote For 1

	TOTAL	VOTE %	
James Beach	64	100.00%	<div style="width: 100%; background-color: #f0e68c;"></div>
Write-In Totals	0	0.00%	<div style="width: 0%; background-color: #cccccc;"></div>
Total Votes Cast	64	100.00%	<div style="width: 100%; background-color: #f0e68c;"></div>
Overvotes	0		
Undervotes	8		

DEM Members of the General Assembly 6th Legislative District Vote For 2

	TOTAL	VOTE %	
Louis D. Greenwald	61	50.00%	<div style="width: 50%; background-color: #f0e68c;"></div>
Pamela R. Lampitt	61	50.00%	<div style="width: 50%; background-color: #f0e68c;"></div>
Write-In Totals	0	0.00%	<div style="width: 0%; background-color: #cccccc;"></div>
Total Votes Cast	122	100.00%	<div style="width: 100%; background-color: #f0e68c;"></div>
Overvotes	0		
Undervotes	22		

DEM Members of the Board of County Commissioners Vote For 2

	TOTAL	VOTE %	
Kate Delany	28	20.59%	<div style="width: 20.59%; background-color: #f0e68c;"></div>
Samuel E. Sweet	16	11.76%	<div style="width: 11.76%; background-color: #f0e68c;"></div>
Louis Cappelli Jr.	49	36.03%	<div style="width: 36.03%; background-color: #f0e68c;"></div>
Jonathan L. Young Sr.	43	31.62%	<div style="width: 31.62%; background-color: #f0e68c;"></div>
Write-In Totals	0	0.00%	<div style="width: 0%; background-color: #cccccc;"></div>
Total Votes Cast	136	100.00%	<div style="width: 100%; background-color: #f0e68c;"></div>
Overvotes	2		
Undervotes	6		

Oaklyn District 2 Suppressed

DEM Mayor Oaklyn Borough

Vote For 1

	TOTAL	VOTE %	
Gregory Brandley	60	100.00%	<div style="width: 100%; height: 10px; background-color: #f0e68c;"></div>
Write-In Totals	0	0.00%	<div style="width: 0%; height: 10px; background-color: #d3d3d3;"></div>
Total Votes Cast	60	100.00%	<div style="width: 100%; height: 10px; background-color: #f0e68c;"></div>
Overvotes	0		
Undervotes	12		

DEM Members of Council Oaklyn Borough

Vote For 2

	TOTAL	VOTE %	
Dorothy Valianti	63	50.81%	<div style="width: 50.81%; height: 10px; background-color: #f0e68c;"></div>
Charles Lehman	60	48.39%	<div style="width: 48.39%; height: 10px; background-color: #f0e68c;"></div>
Write-In Totals	1	0.81%	<div style="width: 0.81%; height: 10px; background-color: #d3d3d3;"></div>
Total Votes Cast	124	100.00%	<div style="width: 100%; height: 10px; background-color: #f0e68c;"></div>
Overvotes	0		
Undervotes	20		

DEM Male Members of County Committee Oaklyn Borough

Vote For 3

	TOTAL	VOTE %	
Adam Sherr	61	33.15%	<div style="width: 33.15%; height: 10px; background-color: #f0e68c;"></div>
Matthew Grochowski	62	33.70%	<div style="width: 33.70%; height: 10px; background-color: #f0e68c;"></div>
John C. Deen Jr.	61	33.15%	<div style="width: 33.15%; height: 10px; background-color: #f0e68c;"></div>
Write-In Totals	0	0.00%	<div style="width: 0%; height: 10px; background-color: #d3d3d3;"></div>
Total Votes Cast	184	100.00%	<div style="width: 100%; height: 10px; background-color: #f0e68c;"></div>
Overvotes	0		
Undervotes	32		

DEM Female Members of County Committee Oaklyn Borough

Vote For 3

	TOTAL	VOTE %	
Amy Gavaghan	65	34.95%	<div style="width: 34.95%; height: 10px; background-color: #f0e68c;"></div>
Dorothy Valianti	61	32.80%	<div style="width: 32.80%; height: 10px; background-color: #f0e68c;"></div>
Kristin Pollock	60	32.26%	<div style="width: 32.26%; height: 10px; background-color: #f0e68c;"></div>
Write-In Totals	0	0.00%	<div style="width: 0%; height: 10px; background-color: #d3d3d3;"></div>
Total Votes Cast	186	100.00%	<div style="width: 100%; height: 10px; background-color: #f0e68c;"></div>
Overvotes	0		
Undervotes	30		

Oaklyn District 2 Suppressed

REP Member of State Senate 6th Legislative District

Vote For 1

TOTAL VOTE %

NO PETITION FILED

Write-In Totals

Total Votes Cast

Overvotes

Undervotes

REP Members of the General Assembly 6th Legislative District

Vote For 2

TOTAL VOTE %

Daniel M. Kenny

Danielle M. Barry

Write-In Totals

Total Votes Cast

Overvotes

Undervotes

REP Members of the Board of County Commissioners

Vote For 2

TOTAL VOTE %

Jason Fanning

Norman C. Rebel Jr.

Write-In Totals

Total Votes Cast

Overvotes

Undervotes

REP Mayor Oaklyn Borough

Vote For 1

TOTAL VOTE %

NO PETITION FILED

Write-In Totals

Total Votes Cast

Overvotes

Undervotes

REP Members of Council Oaklyn Borough

Vote For 2

TOTAL VOTE %

NO PETITION FILED

NO PETITION FILED

Write-In Totals

Total Votes Cast

Overvotes

Undervotes

Oaklyn District 3

Statistics	TOTAL
Registered Voters - Total	832
Registered Voters - NONPARTISAN	271
Registered Voters - DEMOCRAT	401
Registered Voters - REPUBLICAN	160
Ballots Cast - Total	103
Ballots Cast - NONPARTISAN	0
Ballots Cast - DEMOCRAT	84
Ballots Cast - REPUBLICAN	19
Ballots Cast - Blank	0
Voter Turnout - Total	12.38%
Voter Turnout - NONPARTISAN	0.00%
Voter Turnout - DEMOCRAT	20.95%
Voter Turnout - REPUBLICAN	11.88%

DEM Member of State Senate 6th Legislative District Vote For 1

	TOTAL	VOTE %	
James Beach	78	100.00%	<div style="width: 100%; background-color: #f0e68c;"></div>
Write-In Totals	0	0.00%	<div style="width: 0%; background-color: #cccccc;"></div>
Total Votes Cast	78	100.00%	<div style="width: 100%; background-color: #f0e68c;"></div>
Overvotes	0		
Undervotes	6		

DEM Members of the General Assembly 6th Legislative District Vote For 2

	TOTAL	VOTE %	
Louis D. Greenwald	79	49.69%	<div style="width: 49.69%; background-color: #f0e68c;"></div>
Pamela R. Lampitt	80	50.31%	<div style="width: 50.31%; background-color: #f0e68c;"></div>
Write-In Totals	0	0.00%	<div style="width: 0%; background-color: #cccccc;"></div>
Total Votes Cast	159	100.00%	<div style="width: 100%; background-color: #f0e68c;"></div>
Overvotes	0		
Undervotes	9		

DEM Members of the Board of County Commissioners Vote For 2

	TOTAL	VOTE %	
Kate Delany	31	20.13%	<div style="width: 20.13%; background-color: #f0e68c;"></div>
Samuel E. Sweet	25	16.23%	<div style="width: 16.23%; background-color: #f0e68c;"></div>
Louis Cappelli Jr.	49	31.82%	<div style="width: 31.82%; background-color: #f0e68c;"></div>
Jonathan L. Young Sr.	49	31.82%	<div style="width: 31.82%; background-color: #f0e68c;"></div>
Write-In Totals	0	0.00%	<div style="width: 0%; background-color: #cccccc;"></div>
Total Votes Cast	154	100.00%	<div style="width: 100%; background-color: #f0e68c;"></div>
Overvotes	8		
Undervotes	6		

Oaklyn District 3

DEM Mayor Oaklyn Borough

Vote For 1

	TOTAL	VOTE %	
Gregory Brandley	77	100.00%	<div style="width: 100%; height: 10px; background-color: #f0e68c;"></div>
Write-In Totals	0	0.00%	<div style="width: 0%; height: 10px; background-color: #d3d3d3;"></div>
Total Votes Cast	77	100.00%	<div style="width: 100%; height: 10px; background-color: #f0e68c;"></div>
Overvotes	0		
Undervotes	7		

DEM Members of Council Oaklyn Borough

Vote For 2

	TOTAL	VOTE %	
Dorothy Valianti	77	49.68%	<div style="width: 49.68%; height: 10px; background-color: #f0e68c;"></div>
Charles Lehman	78	50.32%	<div style="width: 50.32%; height: 10px; background-color: #f0e68c;"></div>
Write-In Totals	0	0.00%	<div style="width: 0%; height: 10px; background-color: #d3d3d3;"></div>
Total Votes Cast	155	100.00%	<div style="width: 100%; height: 10px; background-color: #f0e68c;"></div>
Overvotes	0		
Undervotes	13		

DEM Male Members of County Committee Oaklyn Borough

Vote For 3

	TOTAL	VOTE %	
Adam Sherr	81	33.75%	<div style="width: 33.75%; height: 10px; background-color: #f0e68c;"></div>
Matthew Grochowski	78	32.50%	<div style="width: 32.50%; height: 10px; background-color: #f0e68c;"></div>
John C. Deen Jr.	81	33.75%	<div style="width: 33.75%; height: 10px; background-color: #f0e68c;"></div>
Write-In Totals	0	0.00%	<div style="width: 0%; height: 10px; background-color: #d3d3d3;"></div>
Total Votes Cast	240	100.00%	<div style="width: 100%; height: 10px; background-color: #f0e68c;"></div>
Overvotes	0		
Undervotes	12		

DEM Female Members of County Committee Oaklyn Borough

Vote For 3

	TOTAL	VOTE %	
Amy Gavaghan	79	33.62%	<div style="width: 33.62%; height: 10px; background-color: #f0e68c;"></div>
Dorothy Valianti	77	32.77%	<div style="width: 32.77%; height: 10px; background-color: #f0e68c;"></div>
Kristin Pollock	79	33.62%	<div style="width: 33.62%; height: 10px; background-color: #f0e68c;"></div>
Write-In Totals	0	0.00%	<div style="width: 0%; height: 10px; background-color: #d3d3d3;"></div>
Total Votes Cast	235	100.00%	<div style="width: 100%; height: 10px; background-color: #f0e68c;"></div>
Overvotes	0		
Undervotes	17		

Oaklyn District 3

REP Member of State Senate 6th Legislative District

Vote For 1

	TOTAL	VOTE %	
NO PETITION FILED	0	0.00%	<div style="width: 0%;"></div>
Write-In Totals	3	100.00%	<div style="width: 100%;"></div>
Total Votes Cast	3	100.00%	<div style="width: 100%;"></div>
Overvotes	0		
Undervotes	16		

REP Members of the General Assembly 6th Legislative District

Vote For 2

	TOTAL	VOTE %	
Daniel M. Kenny	19	50.00%	<div style="width: 50%;"></div>
Danielle M. Barry	19	50.00%	<div style="width: 50%;"></div>
Write-In Totals	0	0.00%	<div style="width: 0%;"></div>
Total Votes Cast	38	100.00%	<div style="width: 100%;"></div>
Overvotes	0		
Undervotes	0		

REP Members of the Board of County Commissioners

Vote For 2

	TOTAL	VOTE %	
Jason Fanning	19	50.00%	<div style="width: 50%;"></div>
Norman C. Rebel Jr.	19	50.00%	<div style="width: 50%;"></div>
Write-In Totals	0	0.00%	<div style="width: 0%;"></div>
Total Votes Cast	38	100.00%	<div style="width: 100%;"></div>
Overvotes	0		
Undervotes	0		

REP Mayor Oaklyn Borough

Vote For 1

	TOTAL	VOTE %	
NO PETITION FILED	0		
Write-In Totals	0		
Total Votes Cast	0		
Overvotes	0		
Undervotes	19		

REP Members of Council Oaklyn Borough

Vote For 2

	TOTAL	VOTE %	
NO PETITION FILED	0		
NO PETITION FILED	0		
Write-In Totals	0		
Total Votes Cast	0		
Overvotes	0		
Undervotes	38		

Oaklyn District 4 Suppressed

Statistics	TOTAL
Registered Voters - Total	773
Registered Voters - NONPARTISAN	270
Registered Voters - DEMOCRAT	371
Registered Voters - REPUBLICAN	132
Ballots Cast - Total	95
Ballots Cast - NONPARTISAN	0
Ballots Cast - DEMOCRAT	82
Ballots Cast - REPUBLICAN	13
Ballots Cast - Blank	0
Voter Turnout - Total	12.29%
Voter Turnout - NONPARTISAN	0.00%
Voter Turnout - DEMOCRAT	22.10%
Voter Turnout - REPUBLICAN	9.85%

DEM Member of State Senate 6th Legislative District Vote For 1

	TOTAL	VOTE %	
James Beach	78	100.00%	<div style="width: 100%; height: 10px; background-color: #ffc107;"></div>
Write-In Totals	0	0.00%	<div style="width: 0%; height: 10px; background-color: #6c757d;"></div>
Total Votes Cast	78	100.00%	<div style="width: 100%; height: 10px; background-color: #ffc107;"></div>
Overvotes	0		
Undervotes	4		

DEM Members of the General Assembly 6th Legislative District Vote For 2

	TOTAL	VOTE %	
Louis D. Greenwald	77	50.00%	<div style="width: 50%; height: 10px; background-color: #ffc107;"></div>
Pamela R. Lampitt	77	50.00%	<div style="width: 50%; height: 10px; background-color: #ffc107;"></div>
Write-In Totals	0	0.00%	<div style="width: 0%; height: 10px; background-color: #6c757d;"></div>
Total Votes Cast	154	100.00%	<div style="width: 100%; height: 10px; background-color: #ffc107;"></div>
Overvotes	0		
Undervotes	10		

DEM Members of the Board of County Commissioners Vote For 2

	TOTAL	VOTE %	
Kate Delany	23	14.56%	<div style="width: 14.56%; height: 10px; background-color: #ffc107;"></div>
Samuel E. Sweet	17	10.76%	<div style="width: 10.76%; height: 10px; background-color: #ffc107;"></div>
Louis Cappelli Jr.	63	39.87%	<div style="width: 39.87%; height: 10px; background-color: #ffc107;"></div>
Jonathan L. Young Sr.	55	34.81%	<div style="width: 34.81%; height: 10px; background-color: #ffc107;"></div>
Write-In Totals	0	0.00%	<div style="width: 0%; height: 10px; background-color: #6c757d;"></div>
Total Votes Cast	158	100.00%	<div style="width: 100%; height: 10px; background-color: #ffc107;"></div>
Overvotes	0		
Undervotes	6		

Oaklyn District 4 Suppressed

DEM Mayor Oaklyn Borough

Vote For 1

	TOTAL	VOTE %	
Gregory Brandley	75	100.00%	<div style="width: 100%; height: 10px; background-color: #f0e68c;"></div>
Write-In Totals	0	0.00%	<div style="width: 0%; height: 10px; background-color: #d3d3d3;"></div>
Total Votes Cast	75	100.00%	<div style="width: 100%; height: 10px; background-color: #f0e68c;"></div>
Overvotes	0		
Undervotes	7		

DEM Members of Council Oaklyn Borough

Vote For 2

	TOTAL	VOTE %	
Dorothy Valianti	71	48.63%	<div style="width: 48.63%; height: 10px; background-color: #f0e68c;"></div>
Charles Lehman	74	50.68%	<div style="width: 50.68%; height: 10px; background-color: #f0e68c;"></div>
Write-In Totals	1	0.68%	<div style="width: 0.68%; height: 10px; background-color: #d3d3d3;"></div>
Total Votes Cast	146	100.00%	<div style="width: 100%; height: 10px; background-color: #f0e68c;"></div>
Overvotes	0		
Undervotes	18		

DEM Male Members of County Committee Oaklyn Borough

Vote For 3

	TOTAL	VOTE %	
Adam Sherr	75	33.33%	<div style="width: 33.33%; height: 10px; background-color: #f0e68c;"></div>
Matthew Grochowski	75	33.33%	<div style="width: 33.33%; height: 10px; background-color: #f0e68c;"></div>
John C. Deen Jr.	75	33.33%	<div style="width: 33.33%; height: 10px; background-color: #f0e68c;"></div>
Write-In Totals	0	0.00%	<div style="width: 0%; height: 10px; background-color: #d3d3d3;"></div>
Total Votes Cast	225	100.00%	<div style="width: 100%; height: 10px; background-color: #f0e68c;"></div>
Overvotes	0		
Undervotes	21		

DEM Female Members of County Committee Oaklyn Borough

Vote For 3

	TOTAL	VOTE %	
Amy Gavaghan	76	33.93%	<div style="width: 33.93%; height: 10px; background-color: #f0e68c;"></div>
Dorothy Valianti	71	31.70%	<div style="width: 31.70%; height: 10px; background-color: #f0e68c;"></div>
Kristin Pollock	76	33.93%	<div style="width: 33.93%; height: 10px; background-color: #f0e68c;"></div>
Write-In Totals	1	0.45%	<div style="width: 0.45%; height: 10px; background-color: #d3d3d3;"></div>
Total Votes Cast	224	100.00%	<div style="width: 100%; height: 10px; background-color: #f0e68c;"></div>
Overvotes	0		
Undervotes	22		

Oaklyn District 4 Suppressed

REP Member of State Senate 6th Legislative District

Vote For 1

TOTAL VOTE %

NO PETITION FILED

Write-In Totals

Total Votes Cast

Overvotes

Undervotes

REP Members of the General Assembly 6th Legislative District

Vote For 2

TOTAL VOTE %

Daniel M. Kenny

Danielle M. Barry

Write-In Totals

Total Votes Cast

Overvotes

Undervotes

REP Members of the Board of County Commissioners

Vote For 2

TOTAL VOTE %

Jason Fanning

Norman C. Rebel Jr.

Write-In Totals

Total Votes Cast

Overvotes

Undervotes

REP Mayor Oaklyn Borough

Vote For 1

TOTAL VOTE %

NO PETITION FILED

Write-In Totals

Total Votes Cast

Overvotes

Undervotes

REP Members of Council Oaklyn Borough

Vote For 2

TOTAL VOTE %

NO PETITION FILED

NO PETITION FILED

Write-In Totals

Total Votes Cast




Overvotes

Undervotes





Pennsauken District 1

Statistics	TOTAL
Registered Voters - Total	1,175
Registered Voters - NONPARTISAN	464
Registered Voters - DEMOCRAT	601
Registered Voters - REPUBLICAN	110
Ballots Cast - Total	105
Ballots Cast - NONPARTISAN	0
Ballots Cast - DEMOCRAT	89
Ballots Cast - REPUBLICAN	16
Ballots Cast - Blank	0
Voter Turnout - Total	8.94%
Voter Turnout - NONPARTISAN	0.00%
Voter Turnout - DEMOCRAT	14.81%
Voter Turnout - REPUBLICAN	14.55%







DEM Member of State Senate 5th Legislative District Vote For 1

	TOTAL	VOTE %	
Nilsa Cruz-Perez	77	100.00%	
Write-In Totals	0	0.00%	
Total Votes Cast	77	100.00%	
Overvotes	0		
Undervotes	12		

DEM Members of the General Assembly 5th Legislative District Vote For 2

	TOTAL	VOTE %	
William F. Moen Jr.	72	50.35%	
William W. Spearman	71	49.65%	
Write-In Totals	0	0.00%	
Total Votes Cast	143	100.00%	
Overvotes	0		
Undervotes	35		

DEM Members of the Board of County Commissioners Vote For 2

	TOTAL	VOTE %	
Kate Delany	26	17.69%	
Samuel E. Sweet	17	11.56%	
Louis Cappelli Jr.	55	37.42%	
Jonathan L. Young Sr.	49	33.33%	
Write-In Totals	0	0.00%	
Total Votes Cast	147	100.00%	
Overvotes	18		
Undervotes	13		

Pennsauken District 1

DEM Member of Township Committee - Unexpired Term Pennsauken Township

Vote For 1

	TOTAL	VOTE %	
Marie McKenna	67	100.00%	<div style="width: 100%; height: 10px; background-color: #f0e68c;"></div>
Write-In Totals	0	0.00%	<div style="width: 0%; height: 10px; background-color: #d3d3d3;"></div>
Total Votes Cast	67	100.00%	<div style="width: 100%; height: 10px; background-color: #f0e68c;"></div>
Overvotes	0		
Undervotes	22		

DEM Members of Township Committee Pennsauken Township

Vote For 2

	TOTAL	VOTE %	
Vince Martinez	73	52.14%	<div style="width: 52.14%; height: 10px; background-color: #f0e68c;"></div>
Patrick Olivo	67	47.86%	<div style="width: 47.86%; height: 10px; background-color: #f0e68c;"></div>
Write-In Totals	0	0.00%	<div style="width: 0%; height: 10px; background-color: #d3d3d3;"></div>
Total Votes Cast	140	100.00%	<div style="width: 100%; height: 10px; background-color: #f0e68c;"></div>
Overvotes	0		
Undervotes	38		

DEM Members of County Committee Pennsauken Township

Vote For 1

	TOTAL	VOTE %	
Cam Co Dem Comm Inc	69	100.00%	<div style="width: 100%; height: 10px; background-color: #f0e68c;"></div>
Total Votes Cast	69	100.00%	<div style="width: 100%; height: 10px; background-color: #f0e68c;"></div>
Overvotes	0		
Undervotes	20		

REP Member of State Senate 5th Legislative District

Vote For 1

	TOTAL	VOTE %	
Clyde E. Cook	16	100.00%	<div style="width: 100%; height: 10px; background-color: #f0e68c;"></div>
Write-In Totals	0	0.00%	<div style="width: 0%; height: 10px; background-color: #d3d3d3;"></div>
Total Votes Cast	16	100.00%	<div style="width: 100%; height: 10px; background-color: #f0e68c;"></div>
Overvotes	0		
Undervotes	0		

REP Members of the General Assembly 5th Legislative District

Vote For 2

	TOTAL	VOTE %	
Joe Miller	16	51.61%	<div style="width: 51.61%; height: 10px; background-color: #f0e68c;"></div>
Yalinda Pagan	15	48.39%	<div style="width: 48.39%; height: 10px; background-color: #f0e68c;"></div>
Write-In Totals	0	0.00%	<div style="width: 0%; height: 10px; background-color: #d3d3d3;"></div>
Total Votes Cast	31	100.00%	<div style="width: 100%; height: 10px; background-color: #f0e68c;"></div>
Overvotes	0		
Undervotes	1		

Pennsauken District 1

REP Members of the Board of County Commissioners

Vote For 2

	TOTAL	VOTE %	
Jason Fanning	16	51.61%	<div style="width: 51.61%; background-color: #f1c40f;"></div>
Norman C. Rebel Jr.	15	48.39%	<div style="width: 48.39%; background-color: #f1c40f;"></div>
Write-In Totals	0	0.00%	
Total Votes Cast	31	100.00%	<div style="width: 100%; background-color: #f1c40f;"></div>
Overvotes	0		
Undervotes	1		

REP Member of Township Committee - Unexpired Term Pennsauken Township

Vote For 1

	TOTAL	VOTE %
NO PETITION FILED	0	
Write-In Totals	0	
Total Votes Cast	0	
Overvotes	0	
Undervotes	16	

REP Members of Township Committee Pennsauken Township

Vote For 2

	TOTAL	VOTE %	
NO PETITION FILED	0	0.00%	<div style="width: 0%; background-color: #f1c40f;"></div>
NO PETITION FILED	0	0.00%	<div style="width: 0%; background-color: #f1c40f;"></div>
Write-In Totals	1	100.00%	<div style="width: 100%; background-color: #f1c40f;"></div>
Total Votes Cast	1	100.00%	<div style="width: 100%; background-color: #f1c40f;"></div>
Overvotes	0		
Undervotes	31		

Pennsauken District 2 Suppressed

Statistics	TOTAL
Registered Voters - Total	1,594
Registered Voters - NONPARTISAN	541
Registered Voters - DEMOCRAT	960
Registered Voters - REPUBLICAN	93
Ballots Cast - Total	208
Ballots Cast - NONPARTISAN	0
Ballots Cast - DEMOCRAT	198
Ballots Cast - REPUBLICAN	10
Ballots Cast - Blank	0
Voter Turnout - Total	13.05%
Voter Turnout - NONPARTISAN	0.00%
Voter Turnout - DEMOCRAT	20.62%
Voter Turnout - REPUBLICAN	10.75%

DEM Member of State Senate 5th Legislative District Vote For 1

	TOTAL	VOTE %	
Nilsa Cruz-Perez	181	100.00%	<div style="width: 100%; height: 10px; background-color: #f0e68c;"></div>
Write-In Totals	0	0.00%	<div style="width: 0%; height: 10px; background-color: #d3d3d3;"></div>
Total Votes Cast	181	100.00%	<div style="width: 100%; height: 10px; background-color: #f0e68c;"></div>
Overvotes	1		
Undervotes	16		

DEM Members of the General Assembly 5th Legislative District Vote For 2

	TOTAL	VOTE %	
William F. Moen Jr.	174	49.86%	<div style="width: 49.86%; height: 10px; background-color: #f0e68c;"></div>
William W. Spearman	175	50.14%	<div style="width: 50.14%; height: 10px; background-color: #d3d3d3;"></div>
Write-In Totals	0	0.00%	<div style="width: 0%; height: 10px; background-color: #d3d3d3;"></div>
Total Votes Cast	349	100.00%	<div style="width: 100%; height: 10px; background-color: #f0e68c;"></div>
Overvotes	2		
Undervotes	45		

DEM Members of the Board of County Commissioners Vote For 2

	TOTAL	VOTE %	
Kate Delany	38	11.52%	<div style="width: 11.52%; height: 10px; background-color: #f0e68c;"></div>
Samuel E. Sweet	33	10.00%	<div style="width: 10.00%; height: 10px; background-color: #d3d3d3;"></div>
Louis Cappelli Jr.	127	38.48%	<div style="width: 38.48%; height: 10px; background-color: #f0e68c;"></div>
Jonathan L. Young Sr.	132	40.00%	<div style="width: 40.00%; height: 10px; background-color: #d3d3d3;"></div>
Write-In Totals	0	0.00%	<div style="width: 0%; height: 10px; background-color: #d3d3d3;"></div>
Total Votes Cast	330	100.00%	<div style="width: 100%; height: 10px; background-color: #f0e68c;"></div>
Overvotes	58		
Undervotes	8		

Pennsauken District 2 Suppressed

DEM Member of Township Committee - Unexpired Term Pennsauken Township

Vote For 1

	TOTAL	VOTE %	
Marie McKenna	175	100.00%	<div style="width: 100%; height: 10px; background-color: #f0e68c;"></div>
Write-In Totals	0	0.00%	<div style="width: 0%; height: 10px; background-color: #d3d3d3;"></div>
Total Votes Cast	175	100.00%	<div style="width: 100%; height: 10px; background-color: #f0e68c;"></div>
Overvotes	1		
Undervotes	22		

DEM Members of Township Committee Pennsauken Township

Vote For 2

	TOTAL	VOTE %	
Vince Martinez	184	52.42%	<div style="width: 52.42%; height: 10px; background-color: #f0e68c;"></div>
Patrick Olivo	167	47.58%	<div style="width: 47.58%; height: 10px; background-color: #d3d3d3;"></div>
Write-In Totals	0	0.00%	<div style="width: 0%; height: 10px; background-color: #d3d3d3;"></div>
Total Votes Cast	351	100.00%	<div style="width: 100%; height: 10px; background-color: #f0e68c;"></div>
Overvotes	2		
Undervotes	43		

DEM Members of County Committee Pennsauken Township

Vote For 1

	TOTAL	VOTE %	
Cam Co Dem Comm Inc	168	100.00%	<div style="width: 100%; height: 10px; background-color: #f0e68c;"></div>
Total Votes Cast	168	100.00%	<div style="width: 100%; height: 10px; background-color: #f0e68c;"></div>
Overvotes	0		
Undervotes	30		

REP Member of State Senate 5th Legislative District

Vote For 1

	TOTAL	VOTE %	
Clyde E. Cook			
Write-In Totals			
Total Votes Cast			
Overvotes			
Undervotes			

REP Members of the General Assembly 5th Legislative District

Vote For 2

	TOTAL	VOTE %	
Joe Miller			
Yalinda Pagan			
Write-In Totals			
Total Votes Cast			
Overvotes			
Undervotes			

Pennsauken District 2 Suppressed

REP Members of the Board of County Commissioners

Vote For 2

TOTAL VOTE %

Jason Fanning

Norman C. Rebel Jr.

Write-In Totals

Total Votes Cast

Overvotes

Undervotes

REP Member of Township Committee - Unexpired Term Pennsauken Township

Vote For 1

TOTAL VOTE %

NO PETITION FILED

Write-In Totals

Total Votes Cast

Overvotes

Undervotes

REP Members of Township Committee Pennsauken Township

Vote For 2

TOTAL VOTE %

NO PETITION FILED

NO PETITION FILED

Write-In Totals

Total Votes Cast

Overvotes

Undervotes

Pennsauken District 3

Statistics	TOTAL
Registered Voters - Total	1,115
Registered Voters - NONPARTISAN	383
Registered Voters - DEMOCRAT	547
Registered Voters - REPUBLICAN	185
Ballots Cast - Total	132
Ballots Cast - NONPARTISAN	0
Ballots Cast - DEMOCRAT	99
Ballots Cast - REPUBLICAN	33
Ballots Cast - Blank	0
Voter Turnout - Total	11.84%
Voter Turnout - NONPARTISAN	0.00%
Voter Turnout - DEMOCRAT	18.10%
Voter Turnout - REPUBLICAN	17.84%

DEM Member of State Senate 5th Legislative District Vote For 1

	TOTAL	VOTE %
Nilsa Cruz-Perez	91	95.79%
Write-In Totals	4	4.21%
Total Votes Cast	95	100.00%
Overvotes	0	
Undervotes	4	

DEM Members of the General Assembly 5th Legislative District Vote For 2

	TOTAL	VOTE %
William F. Moen Jr.	88	48.89%
William W. Spearman	86	47.78%
Write-In Totals	6	3.33%
Total Votes Cast	180	100.00%
Overvotes	0	
Undervotes	18	

DEM Members of the Board of County Commissioners Vote For 2

	TOTAL	VOTE %
Kate Delany	26	15.29%
Samuel E. Sweet	13	7.65%
Louis Cappelli Jr.	69	40.59%
Jonathan L. Young Sr.	58	34.12%
Write-In Totals	4	2.35%
Total Votes Cast	170	100.00%
Overvotes	20	
Undervotes	8	

Pennsauken District 3

DEM Member of Township Committee - Unexpired Term Pennsauken Township

Vote For 1

	TOTAL	VOTE %	
Marie McKenna	88	100.00%	<div style="width: 100%; height: 10px; background-color: #ffc107;"></div>
Write-In Totals	0	0.00%	<div style="width: 0%; height: 10px; background-color: #6c757d;"></div>
Total Votes Cast	88	100.00%	<div style="width: 100%; height: 10px; background-color: #ffc107;"></div>
Overvotes	0		
Undervotes	11		

DEM Members of Township Committee Pennsauken Township

Vote For 2

	TOTAL	VOTE %	
Vince Martinez	90	49.18%	<div style="width: 49.18%; height: 10px; background-color: #ffc107;"></div>
Patrick Olivo	87	47.54%	<div style="width: 47.54%; height: 10px; background-color: #ffc107;"></div>
Write-In Totals	6	3.28%	<div style="width: 3.28%; height: 10px; background-color: #6c757d;"></div>
Total Votes Cast	183	100.00%	<div style="width: 100%; height: 10px; background-color: #ffc107;"></div>
Overvotes	0		
Undervotes	15		

DEM Members of County Committee Pennsauken Township

Vote For 1

	TOTAL	VOTE %	
Cam Co Dem Comm Inc	84	100.00%	<div style="width: 100%; height: 10px; background-color: #ffc107;"></div>
Total Votes Cast	84	100.00%	<div style="width: 100%; height: 10px; background-color: #ffc107;"></div>
Overvotes	0		
Undervotes	15		

REP Member of State Senate 5th Legislative District

Vote For 1

	TOTAL	VOTE %	
Clyde E. Cook	31	93.94%	<div style="width: 93.94%; height: 10px; background-color: #ffc107;"></div>
Write-In Totals	2	6.06%	<div style="width: 6.06%; height: 10px; background-color: #6c757d;"></div>
Total Votes Cast	33	100.00%	<div style="width: 100%; height: 10px; background-color: #ffc107;"></div>
Overvotes	0		
Undervotes	0		

REP Members of the General Assembly 5th Legislative District

Vote For 2

	TOTAL	VOTE %	
Joe Miller	33	51.56%	<div style="width: 51.56%; height: 10px; background-color: #ffc107;"></div>
Yalinda Pagan	31	48.44%	<div style="width: 48.44%; height: 10px; background-color: #ffc107;"></div>
Write-In Totals	0	0.00%	<div style="width: 0%; height: 10px; background-color: #6c757d;"></div>
Total Votes Cast	64	100.00%	<div style="width: 100%; height: 10px; background-color: #ffc107;"></div>
Overvotes	0		
Undervotes	2		

Pennsauken District 3

REP Members of the Board of County Commissioners

Vote For 2

	TOTAL	VOTE %	
Jason Fanning	33	50.77%	<div style="width: 50.77%; background-color: #f0e68c;"></div>
Norman C. Rebel Jr.	32	49.23%	<div style="width: 49.23%; background-color: #d3d3d3;"></div>
Write-In Totals	0	0.00%	
Total Votes Cast	65	100.00%	<div style="width: 100%; background-color: #f0e68c;"></div>
Overvotes	0		
Undervotes	1		

REP Member of Township Committee - Unexpired Term Pennsauken Township

Vote For 1

	TOTAL	VOTE %
NO PETITION FILED	0	
Write-In Totals	0	
Total Votes Cast	0	
Overvotes	0	
Undervotes	33	

REP Members of Township Committee Pennsauken Township

Vote For 2

	TOTAL	VOTE %
NO PETITION FILED	0	
NO PETITION FILED	0	
Write-In Totals	0	
Total Votes Cast	0	
Overvotes	0	
Undervotes	66	

Pennsauken District 4

Statistics	TOTAL
Registered Voters - Total	1,587
Registered Voters - NONPARTISAN	589
Registered Voters - DEMOCRAT	844
Registered Voters - REPUBLICAN	154
Ballots Cast - Total	128
Ballots Cast - NONPARTISAN	0
Ballots Cast - DEMOCRAT	108
Ballots Cast - REPUBLICAN	20
Ballots Cast - Blank	0
Voter Turnout - Total	8.07%
Voter Turnout - NONPARTISAN	0.00%
Voter Turnout - DEMOCRAT	12.80%
Voter Turnout - REPUBLICAN	12.99%

DEM Member of State Senate 5th Legislative District Vote For 1

	TOTAL	VOTE %
Nilsa Cruz-Perez	93	100.00%
Write-In Totals	0	0.00%
Total Votes Cast	93	100.00%
Overvotes	0	
Undervotes	15	

DEM Members of the General Assembly 5th Legislative District Vote For 2

	TOTAL	VOTE %
William F. Moen Jr.	90	49.45%
William W. Spearman	92	50.55%
Write-In Totals	0	0.00%
Total Votes Cast	182	100.00%
Overvotes	0	
Undervotes	34	

DEM Members of the Board of County Commissioners Vote For 2

	TOTAL	VOTE %
Kate Delany	35	17.95%
Samuel E. Sweet	17	8.72%
Louis Cappelli Jr.	69	35.38%
Jonathan L. Young Sr.	74	37.95%
Write-In Totals	0	0.00%
Total Votes Cast	195	100.00%
Overvotes	10	
Undervotes	11	

Pennsauken District 4

DEM Member of Township Committee - Unexpired Term Pennsauken Township

Vote For 1

	TOTAL	VOTE %	
Marie McKenna	95	100.00%	<div style="width: 100%; height: 10px; background-color: #f0e68c;"></div>
Write-In Totals	0	0.00%	<div style="width: 0%; height: 10px; background-color: #d3d3d3;"></div>
Total Votes Cast	95	100.00%	<div style="width: 100%; height: 10px; background-color: #f0e68c;"></div>
Overvotes	0		
Undervotes	13		

DEM Members of Township Committee Pennsauken Township

Vote For 2

	TOTAL	VOTE %	
Vince Martinez	92	50.27%	<div style="width: 50.27%; height: 10px; background-color: #f0e68c;"></div>
Patrick Olivo	91	49.73%	<div style="width: 49.73%; height: 10px; background-color: #d3d3d3;"></div>
Write-In Totals	0	0.00%	<div style="width: 0%; height: 10px; background-color: #d3d3d3;"></div>
Total Votes Cast	183	100.00%	<div style="width: 100%; height: 10px; background-color: #f0e68c;"></div>
Overvotes	0		
Undervotes	33		

DEM Members of County Committee Pennsauken Township

Vote For 1

	TOTAL	VOTE %	
Cam Co Dem Comm Inc	88	100.00%	<div style="width: 100%; height: 10px; background-color: #f0e68c;"></div>
Total Votes Cast	88	100.00%	<div style="width: 100%; height: 10px; background-color: #f0e68c;"></div>
Overvotes	0		
Undervotes	20		

REP Member of State Senate 5th Legislative District

Vote For 1

	TOTAL	VOTE %	
Clyde E. Cook	19	100.00%	<div style="width: 100%; height: 10px; background-color: #f0e68c;"></div>
Write-In Totals	0	0.00%	<div style="width: 0%; height: 10px; background-color: #d3d3d3;"></div>
Total Votes Cast	19	100.00%	<div style="width: 100%; height: 10px; background-color: #f0e68c;"></div>
Overvotes	0		
Undervotes	1		

REP Members of the General Assembly 5th Legislative District

Vote For 2

	TOTAL	VOTE %	
Joe Miller	20	50.00%	<div style="width: 50%; height: 10px; background-color: #f0e68c;"></div>
Yalinda Pagan	20	50.00%	<div style="width: 50%; height: 10px; background-color: #d3d3d3;"></div>
Write-In Totals	0	0.00%	<div style="width: 0%; height: 10px; background-color: #d3d3d3;"></div>
Total Votes Cast	40	100.00%	<div style="width: 100%; height: 10px; background-color: #f0e68c;"></div>
Overvotes	0		
Undervotes	0		

Pennsauken District 4

REP Members of the Board of County Commissioners

Vote For 2

	TOTAL	VOTE %	
Jason Fanning	20	50.00%	<div style="width: 50%; background-color: #f0e68c;"></div>
Norman C. Rebel Jr.	20	50.00%	<div style="width: 50%; background-color: #f0e68c;"></div>
Write-In Totals	0	0.00%	
Total Votes Cast	40	100.00%	<div style="width: 100%; background-color: #f0e68c;"></div>
Overvotes	0		
Undervotes	0		

REP Member of Township Committee - Unexpired Term Pennsauken Township

Vote For 1

	TOTAL	VOTE %
NO PETITION FILED	0	
Write-In Totals	0	
Total Votes Cast	0	
Overvotes	0	
Undervotes	20	

REP Members of Township Committee Pennsauken Township

Vote For 2

	TOTAL	VOTE %
NO PETITION FILED	0	
NO PETITION FILED	0	
Write-In Totals	0	
Total Votes Cast	0	
Overvotes	0	
Undervotes	40	

Pennsauken District 5

Statistics	TOTAL
Registered Voters - Total	823
Registered Voters - NONPARTISAN	270
Registered Voters - DEMOCRAT	415
Registered Voters - REPUBLICAN	138
Ballots Cast - Total	90
Ballots Cast - NONPARTISAN	0
Ballots Cast - DEMOCRAT	72
Ballots Cast - REPUBLICAN	18
Ballots Cast - Blank	0
Voter Turnout - Total	10.94%
Voter Turnout - NONPARTISAN	0.00%
Voter Turnout - DEMOCRAT	17.35%
Voter Turnout - REPUBLICAN	13.04%

DEM Member of State Senate 5th Legislative District Vote For 1

	TOTAL	VOTE %	
Nilsa Cruz-Perez	66	100.00%	<div style="width: 100%; height: 10px; background-color: #ffc107;"></div>
Write-In Totals	0	0.00%	<div style="width: 0%; height: 10px; background-color: #6c757d;"></div>
Total Votes Cast	66	100.00%	<div style="width: 100%; height: 10px; background-color: #ffc107;"></div>
Overvotes	0		
Undervotes	6		

DEM Members of the General Assembly 5th Legislative District Vote For 2

	TOTAL	VOTE %	
William F. Moen Jr.	60	50.00%	<div style="width: 50%; height: 10px; background-color: #ffc107;"></div>
William W. Spearman	60	50.00%	<div style="width: 50%; height: 10px; background-color: #6c757d;"></div>
Write-In Totals	0	0.00%	<div style="width: 0%; height: 10px; background-color: #6c757d;"></div>
Total Votes Cast	120	100.00%	<div style="width: 100%; height: 10px; background-color: #ffc107;"></div>
Overvotes	0		
Undervotes	24		

DEM Members of the Board of County Commissioners Vote For 2

	TOTAL	VOTE %	
Kate Delany	25	21.19%	<div style="width: 21.19%; height: 10px; background-color: #ffc107;"></div>
Samuel E. Sweet	14	11.86%	<div style="width: 11.86%; height: 10px; background-color: #ffc107;"></div>
Louis Cappelli Jr.	42	35.59%	<div style="width: 35.59%; height: 10px; background-color: #ffc107;"></div>
Jonathan L. Young Sr.	37	31.36%	<div style="width: 31.36%; height: 10px; background-color: #ffc107;"></div>
Write-In Totals	0	0.00%	<div style="width: 0%; height: 10px; background-color: #6c757d;"></div>
Total Votes Cast	118	100.00%	<div style="width: 100%; height: 10px; background-color: #ffc107;"></div>
Overvotes	14		
Undervotes	12		

Pennsauken District 5

DEM Member of Township Committee - Unexpired Term Pennsauken Township

Vote For 1

	TOTAL	VOTE %	
Marie McKenna	64	100.00%	<div style="width: 100%; height: 10px; background-color: #f0e68c;"></div>
Write-In Totals	0	0.00%	<div style="width: 0%; height: 10px; background-color: #d3d3d3;"></div>
Total Votes Cast	64	100.00%	<div style="width: 100%; height: 10px; background-color: #f0e68c;"></div>
Overvotes	0		
Undervotes	8		

DEM Members of Township Committee Pennsauken Township

Vote For 2

	TOTAL	VOTE %	
Vince Martinez	63	50.00%	<div style="width: 50%; height: 10px; background-color: #f0e68c;"></div>
Patrick Olivo	63	50.00%	<div style="width: 50%; height: 10px; background-color: #f0e68c;"></div>
Write-In Totals	0	0.00%	<div style="width: 0%; height: 10px; background-color: #d3d3d3;"></div>
Total Votes Cast	126	100.00%	<div style="width: 100%; height: 10px; background-color: #f0e68c;"></div>
Overvotes	0		
Undervotes	18		

DEM Members of County Committee Pennsauken Township

Vote For 1

	TOTAL	VOTE %	
Cam Co Dem Comm Inc	61	100.00%	<div style="width: 100%; height: 10px; background-color: #f0e68c;"></div>
Total Votes Cast	61	100.00%	<div style="width: 100%; height: 10px; background-color: #f0e68c;"></div>
Overvotes	0		
Undervotes	11		

REP Member of State Senate 5th Legislative District

Vote For 1

	TOTAL	VOTE %	
Clyde E. Cook	18	100.00%	<div style="width: 100%; height: 10px; background-color: #f0e68c;"></div>
Write-In Totals	0	0.00%	<div style="width: 0%; height: 10px; background-color: #d3d3d3;"></div>
Total Votes Cast	18	100.00%	<div style="width: 100%; height: 10px; background-color: #f0e68c;"></div>
Overvotes	0		
Undervotes	0		

REP Members of the General Assembly 5th Legislative District

Vote For 2

	TOTAL	VOTE %	
Joe Miller	18	50.00%	<div style="width: 50%; height: 10px; background-color: #f0e68c;"></div>
Yalinda Pagan	18	50.00%	<div style="width: 50%; height: 10px; background-color: #f0e68c;"></div>
Write-In Totals	0	0.00%	<div style="width: 0%; height: 10px; background-color: #d3d3d3;"></div>
Total Votes Cast	36	100.00%	<div style="width: 100%; height: 10px; background-color: #f0e68c;"></div>
Overvotes	0		
Undervotes	0		

Pennsauken District 5

REP Members of the Board of County Commissioners

Vote For 2

	TOTAL	VOTE %	
Jason Fanning	17	50.00%	<div style="width: 50%; background-color: #f0e68c;"></div>
Norman C. Rebel Jr.	17	50.00%	<div style="width: 50%; background-color: #f0e68c;"></div>
Write-In Totals	0	0.00%	
Total Votes Cast	34	100.00%	<div style="width: 100%; background-color: #f0e68c;"></div>
Overvotes	0		
Undervotes	2		

REP Member of Township Committee - Unexpired Term Pennsauken Township

Vote For 1

	TOTAL	VOTE %
NO PETITION FILED	0	
Write-In Totals	0	
Total Votes Cast	0	
Overvotes	0	
Undervotes	18	

REP Members of Township Committee Pennsauken Township

Vote For 2

	TOTAL	VOTE %
NO PETITION FILED	0	
NO PETITION FILED	0	
Write-In Totals	0	
Total Votes Cast	0	
Overvotes	0	
Undervotes	36	

Pennsauken District 6

Statistics	TOTAL
Registered Voters - Total	1,522
Registered Voters - NONPARTISAN	481
Registered Voters - DEMOCRAT	776
Registered Voters - REPUBLICAN	265
Ballots Cast - Total	203
Ballots Cast - NONPARTISAN	0
Ballots Cast - DEMOCRAT	152
Ballots Cast - REPUBLICAN	51
Ballots Cast - Blank	1
Voter Turnout - Total	13.34%
Voter Turnout - NONPARTISAN	0.00%
Voter Turnout - DEMOCRAT	19.59%
Voter Turnout - REPUBLICAN	19.25%

DEM Member of State Senate 5th Legislative District Vote For 1

	TOTAL	VOTE %	
Nilsa Cruz-Perez	139	100.00%	<div style="width: 100%; height: 10px; background-color: #ffc107;"></div>
Write-In Totals	0	0.00%	<div style="width: 0%; height: 10px; background-color: #6c757d;"></div>
Total Votes Cast	139	100.00%	<div style="width: 100%; height: 10px; background-color: #ffc107;"></div>
Overvotes	0		
Undervotes	13		

DEM Members of the General Assembly 5th Legislative District Vote For 2

	TOTAL	VOTE %	
William F. Moen Jr.	128	50.39%	<div style="width: 50.39%; height: 10px; background-color: #ffc107;"></div>
William W. Spearman	126	49.61%	<div style="width: 49.61%; height: 10px; background-color: #6c757d;"></div>
Write-In Totals	0	0.00%	<div style="width: 0%; height: 10px; background-color: #6c757d;"></div>
Total Votes Cast	254	100.00%	<div style="width: 100%; height: 10px; background-color: #ffc107;"></div>
Overvotes	0		
Undervotes	50		

DEM Members of the Board of County Commissioners Vote For 2

	TOTAL	VOTE %	
Kate Delany	45	18.75%	<div style="width: 18.75%; height: 10px; background-color: #ffc107;"></div>
Samuel E. Sweet	36	15.00%	<div style="width: 15.00%; height: 10px; background-color: #6c757d;"></div>
Louis Cappelli Jr.	81	33.75%	<div style="width: 33.75%; height: 10px; background-color: #ffc107;"></div>
Jonathan L. Young Sr.	78	32.50%	<div style="width: 32.50%; height: 10px; background-color: #6c757d;"></div>
Write-In Totals	0	0.00%	<div style="width: 0%; height: 10px; background-color: #6c757d;"></div>
Total Votes Cast	240	100.00%	<div style="width: 100%; height: 10px; background-color: #ffc107;"></div>
Overvotes	38		
Undervotes	26		

Pennsauken District 6

DEM Member of Township Committee - Unexpired Term Pennsauken Township

Vote For 1

	TOTAL	VOTE %	
Marie McKenna	130	100.00%	<div style="width: 100%; height: 10px; background-color: #ffc107;"></div>
Write-In Totals	0	0.00%	<div style="width: 0%; height: 10px; background-color: #6c757d;"></div>
Total Votes Cast	130	100.00%	<div style="width: 100%; height: 10px; background-color: #ffc107;"></div>
Overvotes	0		
Undervotes	22		

DEM Members of Township Committee Pennsauken Township

Vote For 2

	TOTAL	VOTE %	
Vince Martinez	133	50.76%	<div style="width: 50.76%; height: 10px; background-color: #ffc107;"></div>
Patrick Olivo	129	49.24%	<div style="width: 49.24%; height: 10px; background-color: #ffc107;"></div>
Write-In Totals	0	0.00%	<div style="width: 0%; height: 10px; background-color: #6c757d;"></div>
Total Votes Cast	262	100.00%	<div style="width: 100%; height: 10px; background-color: #ffc107;"></div>
Overvotes	0		
Undervotes	42		

DEM Members of County Committee Pennsauken Township

Vote For 1

	TOTAL	VOTE %	
Cam Co Dem Comm Inc	127	100.00%	<div style="width: 100%; height: 10px; background-color: #ffc107;"></div>
Total Votes Cast	127	100.00%	<div style="width: 100%; height: 10px; background-color: #ffc107;"></div>
Overvotes	0		
Undervotes	25		

REP Member of State Senate 5th Legislative District

Vote For 1

	TOTAL	VOTE %	
Clyde E. Cook	51	100.00%	<div style="width: 100%; height: 10px; background-color: #ffc107;"></div>
Write-In Totals	0	0.00%	<div style="width: 0%; height: 10px; background-color: #6c757d;"></div>
Total Votes Cast	51	100.00%	<div style="width: 100%; height: 10px; background-color: #ffc107;"></div>
Overvotes	0		
Undervotes	0		

REP Members of the General Assembly 5th Legislative District

Vote For 2

	TOTAL	VOTE %	
Joe Miller	50	51.02%	<div style="width: 51.02%; height: 10px; background-color: #ffc107;"></div>
Yalinda Pagan	48	48.98%	<div style="width: 48.98%; height: 10px; background-color: #ffc107;"></div>
Write-In Totals	0	0.00%	<div style="width: 0%; height: 10px; background-color: #6c757d;"></div>
Total Votes Cast	98	100.00%	<div style="width: 100%; height: 10px; background-color: #ffc107;"></div>
Overvotes	0		
Undervotes	4		

Pennsauken District 6

REP Members of the Board of County Commissioners

Vote For 2

	TOTAL	VOTE %	
Jason Fanning	50	51.02%	<div style="width: 51.02%; background-color: #f0e68c;"></div>
Norman C. Rebel Jr.	48	48.98%	<div style="width: 48.98%; background-color: #f0e68c;"></div>
Write-In Totals	0	0.00%	
Total Votes Cast	98	100.00%	<div style="width: 100%; background-color: #f0e68c;"></div>
Overvotes	0		
Undervotes	4		

REP Member of Township Committee - Unexpired Term Pennsauken Township

Vote For 1

	TOTAL	VOTE %
NO PETITION FILED	0	
Write-In Totals	0	
Total Votes Cast	0	
Overvotes	0	
Undervotes	51	

REP Members of Township Committee Pennsauken Township

Vote For 2

	TOTAL	VOTE %	
NO PETITION FILED	0	0.00%	<div style="width: 0%; background-color: #f0e68c;"></div>
NO PETITION FILED	0	0.00%	<div style="width: 0%; background-color: #f0e68c;"></div>
Write-In Totals	2	100.00%	<div style="width: 100%; background-color: #f0e68c;"></div>
Total Votes Cast	2	100.00%	<div style="width: 100%; background-color: #f0e68c;"></div>
Overvotes	0		
Undervotes	100		

Pennsauken District 7

Statistics	TOTAL
Registered Voters - Total	1,422
Registered Voters - NONPARTISAN	569
Registered Voters - DEMOCRAT	684
Registered Voters - REPUBLICAN	169
Ballots Cast - Total	114
Ballots Cast - NONPARTISAN	0
Ballots Cast - DEMOCRAT	99
Ballots Cast - REPUBLICAN	15
Ballots Cast - Blank	0
Voter Turnout - Total	8.02%
Voter Turnout - NONPARTISAN	0.00%
Voter Turnout - DEMOCRAT	14.47%
Voter Turnout - REPUBLICAN	8.88%

DEM Member of State Senate 5th Legislative District Vote For 1

	TOTAL	VOTE %
Nilsa Cruz-Perez	85	100.00%
Write-In Totals	0	0.00%
Total Votes Cast	85	100.00%
Overvotes	0	
Undervotes	14	

DEM Members of the General Assembly 5th Legislative District Vote For 2

	TOTAL	VOTE %
William F. Moen Jr.	85	50.00%
William W. Spearman	85	50.00%
Write-In Totals	0	0.00%
Total Votes Cast	170	100.00%
Overvotes	0	
Undervotes	28	

DEM Members of the Board of County Commissioners Vote For 2

	TOTAL	VOTE %
Kate Delany	32	17.78%
Samuel E. Sweet	31	17.22%
Louis Cappelli Jr.	58	32.22%
Jonathan L. Young Sr.	59	32.78%
Write-In Totals	0	0.00%
Total Votes Cast	180	100.00%
Overvotes	8	
Undervotes	10	

Pennsauken District 7

DEM Member of Township Committee - Unexpired Term Pennsauken Township

Vote For 1

	TOTAL	VOTE %	
Marie McKenna	81	100.00%	<div style="width: 100%; height: 10px; background-color: #f0e68c;"></div>
Write-In Totals	0	0.00%	<div style="width: 0%; height: 10px; background-color: #d3d3d3;"></div>
Total Votes Cast	81	100.00%	<div style="width: 100%; height: 10px; background-color: #f0e68c;"></div>
Overvotes	0		
Undervotes	18		

DEM Members of Township Committee Pennsauken Township

Vote For 2

	TOTAL	VOTE %	
Vince Martinez	85	49.71%	<div style="width: 49.71%; height: 10px; background-color: #f0e68c;"></div>
Patrick Olivo	86	50.29%	<div style="width: 50.29%; height: 10px; background-color: #d3d3d3;"></div>
Write-In Totals	0	0.00%	<div style="width: 0%; height: 10px; background-color: #d3d3d3;"></div>
Total Votes Cast	171	100.00%	<div style="width: 100%; height: 10px; background-color: #f0e68c;"></div>
Overvotes	0		
Undervotes	27		

DEM Members of County Committee Pennsauken Township

Vote For 1

	TOTAL	VOTE %	
Cam Co Dem Comm Inc	87	100.00%	<div style="width: 100%; height: 10px; background-color: #f0e68c;"></div>
Total Votes Cast	87	100.00%	<div style="width: 100%; height: 10px; background-color: #f0e68c;"></div>
Overvotes	0		
Undervotes	12		

REP Member of State Senate 5th Legislative District

Vote For 1

	TOTAL	VOTE %	
Clyde E. Cook	14	100.00%	<div style="width: 100%; height: 10px; background-color: #f0e68c;"></div>
Write-In Totals	0	0.00%	<div style="width: 0%; height: 10px; background-color: #d3d3d3;"></div>
Total Votes Cast	14	100.00%	<div style="width: 100%; height: 10px; background-color: #f0e68c;"></div>
Overvotes	0		
Undervotes	1		

REP Members of the General Assembly 5th Legislative District

Vote For 2

	TOTAL	VOTE %	
Joe Miller	14	48.28%	<div style="width: 48.28%; height: 10px; background-color: #f0e68c;"></div>
Yalinda Pagan	15	51.72%	<div style="width: 51.72%; height: 10px; background-color: #d3d3d3;"></div>
Write-In Totals	0	0.00%	<div style="width: 0%; height: 10px; background-color: #d3d3d3;"></div>
Total Votes Cast	29	100.00%	<div style="width: 100%; height: 10px; background-color: #f0e68c;"></div>
Overvotes	0		
Undervotes	1		

Pennsauken District 7

REP Members of the Board of County Commissioners

Vote For 2

	TOTAL	VOTE %	
Jason Fanning	15	51.72%	<div style="width: 51.72%; background-color: #f0e68c;"></div>
Norman C. Rebel Jr.	14	48.28%	<div style="width: 48.28%; background-color: #d3d3d3;"></div>
Write-In Totals	0	0.00%	
Total Votes Cast	29	100.00%	<div style="width: 100%; background-color: #f0e68c;"></div>
Overvotes	0		
Undervotes	1		

REP Member of Township Committee - Unexpired Term Pennsauken Township

Vote For 1

	TOTAL	VOTE %
NO PETITION FILED	0	
Write-In Totals	0	
Total Votes Cast	0	
Overvotes	0	
Undervotes	15	

REP Members of Township Committee Pennsauken Township




Vote For 2

	TOTAL	VOTE %
NO PETITION FILED	0	
NO PETITION FILED	0	
Write-In Totals	0	
Total Votes Cast	0	
Overvotes	0	
Undervotes	30	





Pennsauken District 8 Suppressed

Statistics	TOTAL
Registered Voters - Total	1,077
Registered Voters - NONPARTISAN	392
Registered Voters - DEMOCRAT	527
Registered Voters - REPUBLICAN	158
Ballots Cast - Total	97
Ballots Cast - NONPARTISAN	0
Ballots Cast - DEMOCRAT	83
Ballots Cast - REPUBLICAN	14
Ballots Cast - Blank	0
Voter Turnout - Total	9.01%
Voter Turnout - NONPARTISAN	0.00%
Voter Turnout - DEMOCRAT	15.75%
Voter Turnout - REPUBLICAN	8.86%







DEM Member of State Senate 5th Legislative District Vote For 1

	TOTAL	VOTE %	
Nilsa Cruz-Perez	77	100.00%	
Write-In Totals	0	0.00%	
Total Votes Cast	77	100.00%	
Overvotes	0		
Undervotes	6		

DEM Members of the General Assembly 5th Legislative District Vote For 2

	TOTAL	VOTE %	
William F. Moen Jr.	76	49.35%	
William W. Spearman	78	50.65%	
Write-In Totals	0	0.00%	
Total Votes Cast	154	100.00%	
Overvotes	0		
Undervotes	12		

DEM Members of the Board of County Commissioners Vote For 2

	TOTAL	VOTE %	
Kate Delany	20	12.90%	
Samuel E. Sweet	17	10.97%	
Louis Cappelli Jr.	60	38.71%	
Jonathan L. Young Sr.	58	37.42%	
Write-In Totals	0	0.00%	
Total Votes Cast	155	100.00%	
Overvotes	6		
Undervotes	5		

Pennsauken District 8 Suppressed

DEM Member of Township Committee - Unexpired Term Pennsauken Township

Vote For 1

	TOTAL	VOTE %	
Marie McKenna	75	100.00%	<div style="width: 100%; height: 10px; background-color: #f0e68c;"></div>
Write-In Totals	0	0.00%	<div style="width: 0%; height: 10px; background-color: #d3d3d3;"></div>
Total Votes Cast	75	100.00%	<div style="width: 100%; height: 10px; background-color: #f0e68c;"></div>
Overvotes	0		
Undervotes	8		

DEM Members of Township Committee Pennsauken Township

Vote For 2

	TOTAL	VOTE %	
Vince Martinez	78	50.98%	<div style="width: 50.98%; height: 10px; background-color: #f0e68c;"></div>
Patrick Olivo	75	49.02%	<div style="width: 49.02%; height: 10px; background-color: #f0e68c;"></div>
Write-In Totals	0	0.00%	<div style="width: 0%; height: 10px; background-color: #d3d3d3;"></div>
Total Votes Cast	153	100.00%	<div style="width: 100%; height: 10px; background-color: #f0e68c;"></div>
Overvotes	0		
Undervotes	13		

DEM Members of County Committee Pennsauken Township

Vote For 1

	TOTAL	VOTE %	
Cam Co Dem Comm Inc	76	100.00%	<div style="width: 100%; height: 10px; background-color: #f0e68c;"></div>
Total Votes Cast	76	100.00%	<div style="width: 100%; height: 10px; background-color: #f0e68c;"></div>
Overvotes	0		
Undervotes	7		

REP Member of State Senate 5th Legislative District

Vote For 1

	TOTAL	VOTE %	
Clyde E. Cook			
Write-In Totals			
Total Votes Cast			
Overvotes			
Undervotes			

REP Members of the General Assembly 5th Legislative District

Vote For 2

	TOTAL	VOTE %	
Joe Miller			
Yalinda Pagan			
Write-In Totals			
Total Votes Cast			
Overvotes			
Undervotes			

Pennsauken District 8 Suppressed

REP Members of the Board of County Commissioners

Vote For 2

TOTAL VOTE %

Jason Fanning

Norman C. Rebel Jr.

Write-In Totals

Total Votes Cast

Overvotes

Undervotes

REP Member of Township Committee - Unexpired Term Pennsauken Township

Vote For 1

TOTAL VOTE %

NO PETITION FILED

Write-In Totals

Total Votes Cast

Overvotes

Undervotes

REP Members of Township Committee Pennsauken Township

Vote For 2

TOTAL VOTE %

NO PETITION FILED

NO PETITION FILED

Write-In Totals

Total Votes Cast

Overvotes

Undervotes

Pennsauken District 9

Statistics	TOTAL
Registered Voters - Total	994
Registered Voters - NONPARTISAN	357
Registered Voters - DEMOCRAT	486
Registered Voters - REPUBLICAN	151
Ballots Cast - Total	94
Ballots Cast - NONPARTISAN	0
Ballots Cast - DEMOCRAT	76
Ballots Cast - REPUBLICAN	18
Ballots Cast - Blank	0
Voter Turnout - Total	9.46%
Voter Turnout - NONPARTISAN	0.00%
Voter Turnout - DEMOCRAT	15.64%
Voter Turnout - REPUBLICAN	11.92%

DEM Member of State Senate 5th Legislative District Vote For 1

	TOTAL	VOTE %	
Nilsa Cruz-Perez	70	98.59%	
Write-In Totals	1	1.41%	
Total Votes Cast	71	100.00%	
Overvotes	0		
Undervotes	5		

DEM Members of the General Assembly 5th Legislative District Vote For 2

	TOTAL	VOTE %	
William F. Moen Jr.	64	50.00%	
William W. Spearman	64	50.00%	
Write-In Totals	0	0.00%	
Total Votes Cast	128	100.00%	
Overvotes	0		
Undervotes	24		

DEM Members of the Board of County Commissioners Vote For 2

	TOTAL	VOTE %	
Kate Delany	20	15.15%	
Samuel E. Sweet	10	7.58%	
Louis Cappelli Jr.	52	39.39%	
Jonathan L. Young Sr.	50	37.88%	
Write-In Totals	0	0.00%	
Total Votes Cast	132	100.00%	
Overvotes	10		
Undervotes	10		

Pennsauken District 9

DEM Member of Township Committee - Unexpired Term Pennsauken Township

Vote For 1

	TOTAL	VOTE %	
Marie McKenna	62	100.00%	<div style="width: 100%; height: 10px; background-color: #ffc107;"></div>
Write-In Totals	0	0.00%	<div style="width: 0%; height: 10px; background-color: #6c757d;"></div>
Total Votes Cast	62	100.00%	<div style="width: 100%; height: 10px; background-color: #ffc107;"></div>
Overvotes	0		
Undervotes	14		

DEM Members of Township Committee Pennsauken Township

Vote For 2

	TOTAL	VOTE %	
Vince Martinez	68	50.37%	<div style="width: 50.37%; height: 10px; background-color: #ffc107;"></div>
Patrick Olivo	67	49.63%	<div style="width: 49.63%; height: 10px; background-color: #ffc107;"></div>
Write-In Totals	0	0.00%	<div style="width: 0%; height: 10px; background-color: #6c757d;"></div>
Total Votes Cast	135	100.00%	<div style="width: 100%; height: 10px; background-color: #ffc107;"></div>
Overvotes	0		
Undervotes	17		

DEM Members of County Committee Pennsauken Township

Vote For 1

	TOTAL	VOTE %	
Cam Co Dem Comm Inc	63	100.00%	<div style="width: 100%; height: 10px; background-color: #ffc107;"></div>
Total Votes Cast	63	100.00%	<div style="width: 100%; height: 10px; background-color: #ffc107;"></div>
Overvotes	0		
Undervotes	13		

REP Member of State Senate 5th Legislative District

Vote For 1

	TOTAL	VOTE %	
Clyde E. Cook	18	100.00%	<div style="width: 100%; height: 10px; background-color: #ffc107;"></div>
Write-In Totals	0	0.00%	<div style="width: 0%; height: 10px; background-color: #6c757d;"></div>
Total Votes Cast	18	100.00%	<div style="width: 100%; height: 10px; background-color: #ffc107;"></div>
Overvotes	0		
Undervotes	0		

REP Members of the General Assembly 5th Legislative District

Vote For 2

	TOTAL	VOTE %	
Joe Miller	18	50.00%	<div style="width: 50%; height: 10px; background-color: #ffc107;"></div>
Yalinda Pagan	18	50.00%	<div style="width: 50%; height: 10px; background-color: #ffc107;"></div>
Write-In Totals	0	0.00%	<div style="width: 0%; height: 10px; background-color: #6c757d;"></div>
Total Votes Cast	36	100.00%	<div style="width: 100%; height: 10px; background-color: #ffc107;"></div>
Overvotes	0		
Undervotes	0		

Pennsauken District 9

REP Members of the Board of County Commissioners

Vote For 2

	TOTAL	VOTE %	
Jason Fanning	18	50.00%	<div style="width: 50%; background-color: #f0e68c;"></div>
Norman C. Rebel Jr.	18	50.00%	<div style="width: 50%; background-color: #f0e68c;"></div>
Write-In Totals	0	0.00%	
Total Votes Cast	36	100.00%	<div style="width: 100%; background-color: #f0e68c;"></div>
Overvotes	0		
Undervotes	0		

REP Member of Township Committee - Unexpired Term Pennsauken Township

Vote For 1

	TOTAL	VOTE %
NO PETITION FILED	0	
Write-In Totals	0	
Total Votes Cast	0	
Overvotes	0	
Undervotes	18	

REP Members of Township Committee Pennsauken Township




Vote For 2

	TOTAL	VOTE %
NO PETITION FILED	0	
NO PETITION FILED	0	
Write-In Totals	0	
Total Votes Cast	0	
Overvotes	0	
Undervotes	36	





Pennsauken District 10 Suppressed

Statistics	TOTAL
Registered Voters - Total	967
Registered Voters - NONPARTISAN	327
Registered Voters - DEMOCRAT	515
Registered Voters - REPUBLICAN	125
Ballots Cast - Total	113
Ballots Cast - NONPARTISAN	0
Ballots Cast - DEMOCRAT	100
Ballots Cast - REPUBLICAN	13
Ballots Cast - Blank	0
Voter Turnout - Total	11.69%
Voter Turnout - NONPARTISAN	0.00%
Voter Turnout - DEMOCRAT	19.42%
Voter Turnout - REPUBLICAN	10.40%







DEM Member of State Senate 5th Legislative District Vote For 1

	TOTAL	VOTE %	
Nilsa Cruz-Perez	93	100.00%	
Write-In Totals	0	0.00%	
Total Votes Cast	93	100.00%	
Overvotes	0		
Undervotes	7		

DEM Members of the General Assembly 5th Legislative District Vote For 2

	TOTAL	VOTE %	
William F. Moen Jr.	87	48.88%	
William W. Spearman	91	51.12%	
Write-In Totals	0	0.00%	
Total Votes Cast	178	100.00%	
Overvotes	0		
Undervotes	22		

DEM Members of the Board of County Commissioners Vote For 2

	TOTAL	VOTE %	
Kate Delany	20	11.98%	
Samuel E. Sweet	17	10.18%	
Louis Cappelli Jr.	67	40.12%	
Jonathan L. Young Sr.	63	37.72%	
Write-In Totals	0	0.00%	
Total Votes Cast	167	100.00%	
Overvotes	22		
Undervotes	11		

Pennsauken District 10 Suppressed

DEM Member of Township Committee - Unexpired Term Pennsauken Township

Vote For 1

	TOTAL	VOTE %	
Marie McKenna	88	100.00%	<div style="width: 100%; height: 10px; background-color: #f0e68c;"></div>
Write-In Totals	0	0.00%	<div style="width: 0%; height: 10px; background-color: #d3d3d3;"></div>
Total Votes Cast	88	100.00%	<div style="width: 100%; height: 10px; background-color: #f0e68c;"></div>
Overvotes	0		
Undervotes	12		

DEM Members of Township Committee Pennsauken Township

Vote For 2

	TOTAL	VOTE %	
Vince Martinez	90	50.00%	<div style="width: 50%; height: 10px; background-color: #f0e68c;"></div>
Patrick Olivo	90	50.00%	<div style="width: 50%; height: 10px; background-color: #f0e68c;"></div>
Write-In Totals	0	0.00%	<div style="width: 0%; height: 10px; background-color: #d3d3d3;"></div>
Total Votes Cast	180	100.00%	<div style="width: 100%; height: 10px; background-color: #f0e68c;"></div>
Overvotes	0		
Undervotes	20		

DEM Members of County Committee Pennsauken Township

Vote For 1

	TOTAL	VOTE %	
Cam Co Dem Comm Inc	90	100.00%	<div style="width: 100%; height: 10px; background-color: #f0e68c;"></div>
Total Votes Cast	90	100.00%	<div style="width: 100%; height: 10px; background-color: #f0e68c;"></div>
Overvotes	0		
Undervotes	10		

REP Member of State Senate 5th Legislative District

Vote For 1

	TOTAL	VOTE %	
Clyde E. Cook			
Write-In Totals			
Total Votes Cast			
Overvotes			
Undervotes			

REP Members of the General Assembly 5th Legislative District

Vote For 2

	TOTAL	VOTE %	
Joe Miller			
Yalinda Pagan			
Write-In Totals			
Total Votes Cast			
Overvotes			
Undervotes			

Pennsauken District 10 Suppressed

REP Members of the Board of County Commissioners

Vote For 2

TOTAL VOTE %

Jason Fanning

Norman C. Rebel Jr.

Write-In Totals

Total Votes Cast

Overvotes

Undervotes

REP Member of Township Committee - Unexpired Term Pennsauken Township

Vote For 1

TOTAL VOTE %

NO PETITION FILED

Write-In Totals

Total Votes Cast

Overvotes

Undervotes

REP Members of Township Committee Pennsauken Township

Vote For 2

TOTAL VOTE %

NO PETITION FILED

NO PETITION FILED

Write-In Totals

Total Votes Cast

Overvotes

Undervotes

Pennsauken District 11

Statistics	TOTAL
Registered Voters - Total	1,133
Registered Voters - NONPARTISAN	406
Registered Voters - DEMOCRAT	534
Registered Voters - REPUBLICAN	193
Ballots Cast - Total	116
Ballots Cast - NONPARTISAN	0
Ballots Cast - DEMOCRAT	90
Ballots Cast - REPUBLICAN	26
Ballots Cast - Blank	0
Voter Turnout - Total	10.24%
Voter Turnout - NONPARTISAN	0.00%
Voter Turnout - DEMOCRAT	16.85%
Voter Turnout - REPUBLICAN	13.47%

DEM Member of State Senate 5th Legislative District Vote For 1

	TOTAL	VOTE %	
Nilsa Cruz-Perez	76	100.00%	<div style="width: 100%; height: 10px; background-color: #f0e68c;"></div>
Write-In Totals	0	0.00%	<div style="width: 0%; height: 10px; background-color: #d3d3d3;"></div>
Total Votes Cast	76	100.00%	<div style="width: 100%; height: 10px; background-color: #f0e68c;"></div>
Overvotes	0		
Undervotes	14		

DEM Members of the General Assembly 5th Legislative District Vote For 2

	TOTAL	VOTE %	
William F. Moen Jr.	73	52.52%	<div style="width: 52.52%; height: 10px; background-color: #f0e68c;"></div>
William W. Spearman	66	47.48%	<div style="width: 47.48%; height: 10px; background-color: #f0e68c;"></div>
Write-In Totals	0	0.00%	<div style="width: 0%; height: 10px; background-color: #d3d3d3;"></div>
Total Votes Cast	139	100.00%	<div style="width: 100%; height: 10px; background-color: #f0e68c;"></div>
Overvotes	0		
Undervotes	41		

DEM Members of the Board of County Commissioners Vote For 2

	TOTAL	VOTE %	
Kate Delany	32	20.13%	<div style="width: 20.13%; height: 10px; background-color: #f0e68c;"></div>
Samuel E. Sweet	21	13.21%	<div style="width: 13.21%; height: 10px; background-color: #f0e68c;"></div>
Louis Cappelli Jr.	54	33.96%	<div style="width: 33.96%; height: 10px; background-color: #f0e68c;"></div>
Jonathan L. Young Sr.	52	32.70%	<div style="width: 32.70%; height: 10px; background-color: #f0e68c;"></div>
Write-In Totals	0	0.00%	<div style="width: 0%; height: 10px; background-color: #d3d3d3;"></div>
Total Votes Cast	159	100.00%	<div style="width: 100%; height: 10px; background-color: #f0e68c;"></div>
Overvotes	4		
Undervotes	17		

Pennsauken District 11

DEM Member of Township Committee - Unexpired Term Pennsauken Township

Vote For 1

	TOTAL	VOTE %	
Marie McKenna	72	100.00%	<div style="width: 100%; height: 10px; background-color: #f0e68c;"></div>
Write-In Totals	0	0.00%	<div style="width: 0%; height: 10px; background-color: #d3d3d3;"></div>
Total Votes Cast	72	100.00%	<div style="width: 100%; height: 10px; background-color: #f0e68c;"></div>
Overvotes	0		
Undervotes	18		

DEM Members of Township Committee Pennsauken Township

Vote For 2

	TOTAL	VOTE %	
Vince Martinez	78	51.66%	<div style="width: 51.66%; height: 10px; background-color: #f0e68c;"></div>
Patrick Olivo	73	48.34%	<div style="width: 48.34%; height: 10px; background-color: #f0e68c;"></div>
Write-In Totals	0	0.00%	<div style="width: 0%; height: 10px; background-color: #d3d3d3;"></div>
Total Votes Cast	151	100.00%	<div style="width: 100%; height: 10px; background-color: #f0e68c;"></div>
Overvotes	0		
Undervotes	29		

DEM Members of County Committee Pennsauken Township

Vote For 1

	TOTAL	VOTE %	
Cam Co Dem Comm Inc	72	100.00%	<div style="width: 100%; height: 10px; background-color: #f0e68c;"></div>
Total Votes Cast	72	100.00%	<div style="width: 100%; height: 10px; background-color: #f0e68c;"></div>
Overvotes	0		
Undervotes	18		

REP Member of State Senate 5th Legislative District

Vote For 1

	TOTAL	VOTE %	
Clyde E. Cook	24	100.00%	<div style="width: 100%; height: 10px; background-color: #f0e68c;"></div>
Write-In Totals	0	0.00%	<div style="width: 0%; height: 10px; background-color: #d3d3d3;"></div>
Total Votes Cast	24	100.00%	<div style="width: 100%; height: 10px; background-color: #f0e68c;"></div>
Overvotes	0		
Undervotes	2		

REP Members of the General Assembly 5th Legislative District

Vote For 2

	TOTAL	VOTE %	
Joe Miller	23	51.11%	<div style="width: 51.11%; height: 10px; background-color: #f0e68c;"></div>
Yalinda Pagan	22	48.89%	<div style="width: 48.89%; height: 10px; background-color: #f0e68c;"></div>
Write-In Totals	0	0.00%	<div style="width: 0%; height: 10px; background-color: #d3d3d3;"></div>
Total Votes Cast	45	100.00%	<div style="width: 100%; height: 10px; background-color: #f0e68c;"></div>
Overvotes	0		
Undervotes	7		

Pennsauken District 11

REP Members of the Board of County Commissioners

Vote For 2

	TOTAL	VOTE %	
Jason Fanning	25	53.19%	<div style="width: 53.19%; background-color: #f1c40f;"></div>
Norman C. Rebel Jr.	22	46.81%	<div style="width: 46.81%; background-color: #f1c40f;"></div>
Write-In Totals	0	0.00%	
Total Votes Cast	47	100.00%	<div style="width: 100%; background-color: #f1c40f;"></div>
Overvotes	0		
Undervotes	5		

REP Member of Township Committee - Unexpired Term Pennsauken Township

Vote For 1

	TOTAL	VOTE %	
NO PETITION FILED	0	0.00%	
Write-In Totals	1	100.00%	<div style="width: 100%; background-color: #f1c40f;"></div>
Total Votes Cast	1	100.00%	<div style="width: 100%; background-color: #f1c40f;"></div>
Overvotes	0		
Undervotes	25		

REP Members of Township Committee Pennsauken Township

Vote For 2

	TOTAL	VOTE %	
NO PETITION FILED	0	0.00%	
NO PETITION FILED	0	0.00%	
Write-In Totals	1	100.00%	<div style="width: 100%; background-color: #f1c40f;"></div>
Total Votes Cast	1	100.00%	<div style="width: 100%; background-color: #f1c40f;"></div>
Overvotes	0		
Undervotes	51		

Pennsauken District 12 Suppressed

Statistics	TOTAL
Registered Voters - Total	972
Registered Voters - NONPARTISAN	371
Registered Voters - DEMOCRAT	494
Registered Voters - REPUBLICAN	107
Ballots Cast - Total	64
Ballots Cast - NONPARTISAN	0
Ballots Cast - DEMOCRAT	51
Ballots Cast - REPUBLICAN	13
Ballots Cast - Blank	0
Voter Turnout - Total	6.58%
Voter Turnout - NONPARTISAN	0.00%
Voter Turnout - DEMOCRAT	10.32%
Voter Turnout - REPUBLICAN	12.15%

DEM Member of State Senate 5th Legislative District Vote For 1

	TOTAL	VOTE %	
Nilsa Cruz-Perez	46	97.87%	
Write-In Totals	1	2.13%	
Total Votes Cast	47	100.00%	
Overvotes	0		
Undervotes	4		

DEM Members of the General Assembly 5th Legislative District Vote For 2

	TOTAL	VOTE %	
William F. Moen Jr.	44	51.76%	
William W. Spearman	41	48.24%	
Write-In Totals	0	0.00%	
Total Votes Cast	85	100.00%	
Overvotes	0		
Undervotes	17		

DEM Members of the Board of County Commissioners Vote For 2

	TOTAL	VOTE %	
Kate Delany	16	19.05%	
Samuel E. Sweet	13	15.48%	
Louis Cappelli Jr.	30	35.71%	
Jonathan L. Young Sr.	25	29.76%	
Write-In Totals	0	0.00%	
Total Votes Cast	84	100.00%	
Overvotes	8		
Undervotes	10		

Pennsauken District 12 Suppressed

DEM Member of Township Committee - Unexpired Term Pennsauken Township

Vote For 1

	TOTAL	VOTE %	
Marie McKenna	42	100.00%	<div style="width: 100%; height: 10px; background-color: #f0e68c;"></div>
Write-In Totals	0	0.00%	<div style="width: 0%; height: 10px; background-color: #d3d3d3;"></div>
Total Votes Cast	42	100.00%	<div style="width: 100%; height: 10px; background-color: #f0e68c;"></div>
Overvotes	0		
Undervotes	9		

DEM Members of Township Committee Pennsauken Township

Vote For 2

	TOTAL	VOTE %	
Vince Martinez	43	50.00%	<div style="width: 50%; height: 10px; background-color: #f0e68c;"></div>
Patrick Olivo	41	47.67%	<div style="width: 47.67%; height: 10px; background-color: #f0e68c;"></div>
Write-In Totals	2	2.33%	<div style="width: 2.33%; height: 10px; background-color: #d3d3d3;"></div>
Total Votes Cast	86	100.00%	<div style="width: 100%; height: 10px; background-color: #f0e68c;"></div>
Overvotes	0		
Undervotes	16		

DEM Members of County Committee Pennsauken Township

Vote For 1

	TOTAL	VOTE %	
Cam Co Dem Comm Inc	42	100.00%	<div style="width: 100%; height: 10px; background-color: #f0e68c;"></div>
Total Votes Cast	42	100.00%	<div style="width: 100%; height: 10px; background-color: #f0e68c;"></div>
Overvotes	0		
Undervotes	9		

REP Member of State Senate 5th Legislative District

Vote For 1

	TOTAL	VOTE %	
Clyde E. Cook			
Write-In Totals			
Total Votes Cast			
Overvotes			
Undervotes			

REP Members of the General Assembly 5th Legislative District

Vote For 2

	TOTAL	VOTE %	
Joe Miller			
Yalinda Pagan			
Write-In Totals			
Total Votes Cast			
Overvotes			
Undervotes			

Pennsauken District 12 Suppressed

REP Members of the Board of County Commissioners

Vote For 2

TOTAL VOTE %

Jason Fanning

Norman C. Rebel Jr.

Write-In Totals

Total Votes Cast

Overvotes

Undervotes

REP Member of Township Committee - Unexpired Term Pennsauken Township

Vote For 1

TOTAL VOTE %

NO PETITION FILED

Write-In Totals

Total Votes Cast

Overvotes

Undervotes

REP Members of Township Committee Pennsauken Township

Vote For 2

TOTAL VOTE %

NO PETITION FILED

NO PETITION FILED

Write-In Totals

Total Votes Cast

Overvotes

Undervotes

Pennsauken District 13

Statistics	TOTAL
Registered Voters - Total	977
Registered Voters - NONPARTISAN	341
Registered Voters - DEMOCRAT	445
Registered Voters - REPUBLICAN	191
Ballots Cast - Total	115
Ballots Cast - NONPARTISAN	0
Ballots Cast - DEMOCRAT	84
Ballots Cast - REPUBLICAN	31
Ballots Cast - Blank	1
Voter Turnout - Total	11.77%
Voter Turnout - NONPARTISAN	0.00%
Voter Turnout - DEMOCRAT	18.88%
Voter Turnout - REPUBLICAN	16.23%

DEM Member of State Senate 5th Legislative District Vote For 1

	TOTAL	VOTE %	
Nilsa Cruz-Perez	79	100.00%	<div style="width: 100%; height: 10px; background-color: #f0e68c;"></div>
Write-In Totals	0	0.00%	<div style="width: 0%; height: 10px; background-color: #d3d3d3;"></div>
Total Votes Cast	79	100.00%	<div style="width: 100%; height: 10px; background-color: #f0e68c;"></div>
Overvotes	0		
Undervotes	5		

DEM Members of the General Assembly 5th Legislative District Vote For 2

	TOTAL	VOTE %	
William F. Moen Jr.	78	50.32%	<div style="width: 50.32%; height: 10px; background-color: #f0e68c;"></div>
William W. Spearman	77	49.68%	<div style="width: 49.68%; height: 10px; background-color: #f0e68c;"></div>
Write-In Totals	0	0.00%	<div style="width: 0%; height: 10px; background-color: #d3d3d3;"></div>
Total Votes Cast	155	100.00%	<div style="width: 100%; height: 10px; background-color: #f0e68c;"></div>
Overvotes	0		
Undervotes	13		

DEM Members of the Board of County Commissioners Vote For 2

	TOTAL	VOTE %	
Kate Delany	32	20.00%	<div style="width: 20.00%; height: 10px; background-color: #f0e68c;"></div>
Samuel E. Sweet	22	13.75%	<div style="width: 13.75%; height: 10px; background-color: #f0e68c;"></div>
Louis Cappelli Jr.	54	33.75%	<div style="width: 33.75%; height: 10px; background-color: #f0e68c;"></div>
Jonathan L. Young Sr.	52	32.50%	<div style="width: 32.50%; height: 10px; background-color: #f0e68c;"></div>
Write-In Totals	0	0.00%	<div style="width: 0%; height: 10px; background-color: #d3d3d3;"></div>
Total Votes Cast	160	100.00%	<div style="width: 100%; height: 10px; background-color: #f0e68c;"></div>
Overvotes	4		
Undervotes	4		

Pennsauken District 13

DEM Member of Township Committee - Unexpired Term Pennsauken Township

Vote For 1

	TOTAL	VOTE %	
Marie McKenna	75	100.00%	<div style="width: 100%; height: 10px; background-color: #f0e68c;"></div>
Write-In Totals	0	0.00%	<div style="width: 0%; height: 10px; background-color: #d3d3d3;"></div>
Total Votes Cast	75	100.00%	<div style="width: 100%; height: 10px; background-color: #f0e68c;"></div>
Overvotes	0		
Undervotes	9		

DEM Members of Township Committee Pennsauken Township

Vote For 2

	TOTAL	VOTE %	
Vince Martinez	80	49.38%	<div style="width: 49.38%; height: 10px; background-color: #f0e68c;"></div>
Patrick Olivo	82	50.62%	<div style="width: 50.62%; height: 10px; background-color: #d3d3d3;"></div>
Write-In Totals	0	0.00%	<div style="width: 0%; height: 10px; background-color: #d3d3d3;"></div>
Total Votes Cast	162	100.00%	<div style="width: 100%; height: 10px; background-color: #f0e68c;"></div>
Overvotes	0		
Undervotes	6		

DEM Members of County Committee Pennsauken Township

Vote For 1

	TOTAL	VOTE %	
Cam Co Dem Comm Inc	76	100.00%	<div style="width: 100%; height: 10px; background-color: #f0e68c;"></div>
Total Votes Cast	76	100.00%	<div style="width: 100%; height: 10px; background-color: #f0e68c;"></div>
Overvotes	0		
Undervotes	8		

REP Member of State Senate 5th Legislative District

Vote For 1

	TOTAL	VOTE %	
Clyde E. Cook	29	100.00%	<div style="width: 100%; height: 10px; background-color: #f0e68c;"></div>
Write-In Totals	0	0.00%	<div style="width: 0%; height: 10px; background-color: #d3d3d3;"></div>
Total Votes Cast	29	100.00%	<div style="width: 100%; height: 10px; background-color: #f0e68c;"></div>
Overvotes	0		
Undervotes	2		

REP Members of the General Assembly 5th Legislative District

Vote For 2

	TOTAL	VOTE %	
Joe Miller	27	48.21%	<div style="width: 48.21%; height: 10px; background-color: #f0e68c;"></div>
Yalinda Pagan	29	51.79%	<div style="width: 51.79%; height: 10px; background-color: #d3d3d3;"></div>
Write-In Totals	0	0.00%	<div style="width: 0%; height: 10px; background-color: #d3d3d3;"></div>
Total Votes Cast	56	100.00%	<div style="width: 100%; height: 10px; background-color: #f0e68c;"></div>
Overvotes	0		
Undervotes	6		

Pennsauken District 13

REP Members of the Board of County Commissioners

Vote For 2

	TOTAL	VOTE %	
Jason Fanning	29	51.79%	<div style="width: 51.79%; background-color: #f0e68c;"></div>
Norman C. Rebel Jr.	27	48.21%	<div style="width: 48.21%; background-color: #f0e68c;"></div>
Write-In Totals	0	0.00%	<div style="width: 0%; background-color: #f0e68c;"></div>
Total Votes Cast	56	100.00%	<div style="width: 100%; background-color: #f0e68c;"></div>
Overvotes	0		
Undervotes	6		

REP Member of Township Committee - Unexpired Term Pennsauken Township

Vote For 1

	TOTAL	VOTE %	
NO PETITION FILED	0	0.00%	<div style="width: 0%; background-color: #f0e68c;"></div>
Write-In Totals	2	100.00%	<div style="width: 100%; background-color: #f0e68c;"></div>
Total Votes Cast	2	100.00%	<div style="width: 100%; background-color: #f0e68c;"></div>
Overvotes	0		
Undervotes	29		

REP Members of Township Committee Pennsauken Township

Vote For 2

	TOTAL	VOTE %	
NO PETITION FILED	0	0.00%	<div style="width: 0%; background-color: #f0e68c;"></div>
NO PETITION FILED	0	0.00%	<div style="width: 0%; background-color: #f0e68c;"></div>
Write-In Totals	2	100.00%	<div style="width: 100%; background-color: #f0e68c;"></div>
Total Votes Cast	2	100.00%	<div style="width: 100%; background-color: #f0e68c;"></div>
Overvotes	0		
Undervotes	60		

Pennsauken District 14

Statistics	TOTAL
Registered Voters - Total	1,161
Registered Voters - NONPARTISAN	369
Registered Voters - DEMOCRAT	686
Registered Voters - REPUBLICAN	106
Ballots Cast - Total	128
Ballots Cast - NONPARTISAN	0
Ballots Cast - DEMOCRAT	111
Ballots Cast - REPUBLICAN	17
Ballots Cast - Blank	0
Voter Turnout - Total	11.02%
Voter Turnout - NONPARTISAN	0.00%
Voter Turnout - DEMOCRAT	16.18%
Voter Turnout - REPUBLICAN	16.04%

DEM Member of State Senate 5th Legislative District Vote For 1

	TOTAL	VOTE %	
Nilsa Cruz-Perez	101	100.00%	<div style="width: 100%; height: 10px; background-color: #ffc107;"></div>
Write-In Totals	0	0.00%	<div style="width: 0%; height: 10px; background-color: #6c757d;"></div>
Total Votes Cast	101	100.00%	<div style="width: 100%; height: 10px; background-color: #ffc107;"></div>
Overvotes	1		
Undervotes	9		

DEM Members of the General Assembly 5th Legislative District Vote For 2

	TOTAL	VOTE %	
William F. Moen Jr.	97	49.49%	<div style="width: 49.49%; height: 10px; background-color: #ffc107;"></div>
William W. Spearman	99	50.51%	<div style="width: 50.51%; height: 10px; background-color: #6c757d;"></div>
Write-In Totals	0	0.00%	<div style="width: 0%; height: 10px; background-color: #6c757d;"></div>
Total Votes Cast	196	100.00%	<div style="width: 100%; height: 10px; background-color: #ffc107;"></div>
Overvotes	2		
Undervotes	24		

DEM Members of the Board of County Commissioners Vote For 2

	TOTAL	VOTE %	
Kate Delany	19	11.66%	<div style="width: 11.66%; height: 10px; background-color: #ffc107;"></div>
Samuel E. Sweet	17	10.43%	<div style="width: 10.43%; height: 10px; background-color: #6c757d;"></div>
Louis Cappelli Jr.	63	38.65%	<div style="width: 38.65%; height: 10px; background-color: #ffc107;"></div>
Jonathan L. Young Sr.	64	39.26%	<div style="width: 39.26%; height: 10px; background-color: #6c757d;"></div>
Write-In Totals	0	0.00%	<div style="width: 0%; height: 10px; background-color: #6c757d;"></div>
Total Votes Cast	163	100.00%	<div style="width: 100%; height: 10px; background-color: #ffc107;"></div>
Overvotes	50		
Undervotes	9		

Pennsauken District 14

DEM Member of Township Committee - Unexpired Term Pennsauken Township

Vote For 1

	TOTAL	VOTE %	
Marie McKenna	97	100.00%	<div style="width: 100%; height: 10px; background-color: #f0e68c;"></div>
Write-In Totals	0	0.00%	<div style="width: 0%; height: 10px; background-color: #d3d3d3;"></div>
Total Votes Cast	97	100.00%	<div style="width: 100%; height: 10px; background-color: #f0e68c;"></div>
Overvotes	1		
Undervotes	13		

DEM Members of Township Committee Pennsauken Township

Vote For 2

	TOTAL	VOTE %	
Vince Martinez	101	51.01%	<div style="width: 51.01%; height: 10px; background-color: #f0e68c;"></div>
Patrick Olivo	97	48.99%	<div style="width: 48.99%; height: 10px; background-color: #d3d3d3;"></div>
Write-In Totals	0	0.00%	<div style="width: 0%; height: 10px; background-color: #d3d3d3;"></div>
Total Votes Cast	198	100.00%	<div style="width: 100%; height: 10px; background-color: #f0e68c;"></div>
Overvotes	2		
Undervotes	22		

DEM Members of County Committee Pennsauken Township

Vote For 1

	TOTAL	VOTE %	
Cam Co Dem Comm Inc	102	100.00%	<div style="width: 100%; height: 10px; background-color: #f0e68c;"></div>
Total Votes Cast	102	100.00%	<div style="width: 100%; height: 10px; background-color: #f0e68c;"></div>
Overvotes	0		
Undervotes	9		

REP Member of State Senate 5th Legislative District

Vote For 1

	TOTAL	VOTE %	
Clyde E. Cook	17	100.00%	<div style="width: 100%; height: 10px; background-color: #f0e68c;"></div>
Write-In Totals	0	0.00%	<div style="width: 0%; height: 10px; background-color: #d3d3d3;"></div>
Total Votes Cast	17	100.00%	<div style="width: 100%; height: 10px; background-color: #f0e68c;"></div>
Overvotes	0		
Undervotes	0		

REP Members of the General Assembly 5th Legislative District

Vote For 2

	TOTAL	VOTE %	
Joe Miller	15	50.00%	<div style="width: 50%; height: 10px; background-color: #f0e68c;"></div>
Yalinda Pagan	15	50.00%	<div style="width: 50%; height: 10px; background-color: #d3d3d3;"></div>
Write-In Totals	0	0.00%	<div style="width: 0%; height: 10px; background-color: #d3d3d3;"></div>
Total Votes Cast	30	100.00%	<div style="width: 100%; height: 10px; background-color: #f0e68c;"></div>
Overvotes	0		
Undervotes	4		

Pennsauken District 14

REP Members of the Board of County Commissioners

Vote For 2

	TOTAL	VOTE %	
Jason Fanning	16	53.33%	<div style="width: 53.33%;"><div style="width: 53.33%; background-color: #f0e68c;"></div></div>
Norman C. Rebel Jr.	14	46.67%	<div style="width: 46.67%;"><div style="width: 46.67%; background-color: #f0e68c;"></div></div>
Write-In Totals	0	0.00%	
Total Votes Cast	30	100.00%	<div style="width: 100%;"><div style="width: 100%; background-color: #f0e68c;"></div></div>
Overvotes	0		
Undervotes	4		

REP Member of Township Committee - Unexpired Term Pennsauken Township

Vote For 1

	TOTAL	VOTE %
NO PETITION FILED	0	
Write-In Totals	0	
Total Votes Cast	0	
Overvotes	0	
Undervotes	17	

REP Members of Township Committee Pennsauken Township




Vote For 2

	TOTAL	VOTE %
NO PETITION FILED	0	
NO PETITION FILED	0	
Write-In Totals	0	
Total Votes Cast	0	
Overvotes	0	
Undervotes	34	





Pennsauken District 15 Suppressed

Statistics	TOTAL
Registered Voters - Total	1,355
Registered Voters - NONPARTISAN	519
Registered Voters - DEMOCRAT	727
Registered Voters - REPUBLICAN	109
Ballots Cast - Total	96
Ballots Cast - NONPARTISAN	0
Ballots Cast - DEMOCRAT	89
Ballots Cast - REPUBLICAN	7
Ballots Cast - Blank	0
Voter Turnout - Total	7.08%
Voter Turnout - NONPARTISAN	0.00%
Voter Turnout - DEMOCRAT	12.24%
Voter Turnout - REPUBLICAN	6.42%







DEM Member of State Senate 5th Legislative District Vote For 1

	TOTAL	VOTE %	
Nilsa Cruz-Perez	83	100.00%	
Write-In Totals	0	0.00%	
Total Votes Cast	83	100.00%	
Overvotes	0		
Undervotes	6		

DEM Members of the General Assembly 5th Legislative District Vote For 2

	TOTAL	VOTE %	
William F. Moen Jr.	75	47.77%	
William W. Spearman	82	52.23%	
Write-In Totals	0	0.00%	
Total Votes Cast	157	100.00%	
Overvotes	0		
Undervotes	21		

DEM Members of the Board of County Commissioners Vote For 2

	TOTAL	VOTE %	
Kate Delany	21	14.79%	
Samuel E. Sweet	17	11.97%	
Louis Cappelli Jr.	50	35.21%	
Jonathan L. Young Sr.	53	37.32%	
Write-In Totals	1	0.70%	
Total Votes Cast	142	100.00%	
Overvotes	20		
Undervotes	16		

Pennsauken District 15 Suppressed

DEM Member of Township Committee - Unexpired Term Pennsauken Township

Vote For 1

	TOTAL	VOTE %	
Marie McKenna	79	100.00%	<div style="width: 100%; height: 10px; background-color: #f0e68c;"></div>
Write-In Totals	0	0.00%	<div style="width: 0%; height: 10px; background-color: #d3d3d3;"></div>
Total Votes Cast	79	100.00%	<div style="width: 100%; height: 10px; background-color: #f0e68c;"></div>
Overvotes	0		
Undervotes	10		

DEM Members of Township Committee Pennsauken Township

Vote For 2

	TOTAL	VOTE %	
Vince Martinez	81	49.69%	<div style="width: 49.69%; height: 10px; background-color: #f0e68c;"></div>
Patrick Olivo	80	49.08%	<div style="width: 49.08%; height: 10px; background-color: #f0e68c;"></div>
Write-In Totals	2	1.23%	<div style="width: 1.23%; height: 10px; background-color: #d3d3d3;"></div>
Total Votes Cast	163	100.00%	<div style="width: 100%; height: 10px; background-color: #f0e68c;"></div>
Overvotes	0		
Undervotes	15		

DEM Members of County Committee Pennsauken Township

Vote For 1

	TOTAL	VOTE %	
Cam Co Dem Comm Inc	79	100.00%	<div style="width: 100%; height: 10px; background-color: #f0e68c;"></div>
Total Votes Cast	79	100.00%	<div style="width: 100%; height: 10px; background-color: #f0e68c;"></div>
Overvotes	0		
Undervotes	10		

REP Member of State Senate 5th Legislative District

Vote For 1

	TOTAL	VOTE %	
Clyde E. Cook			
Write-In Totals			
Total Votes Cast			
Overvotes			
Undervotes			

REP Members of the General Assembly 5th Legislative District

Vote For 2

	TOTAL	VOTE %	
Joe Miller			
Yalinda Pagan			
Write-In Totals			
Total Votes Cast			
Overvotes			
Undervotes			

Pennsauken District 15 Suppressed

REP Members of the Board of County Commissioners

Vote For 2

TOTAL VOTE %

Jason Fanning

Norman C. Rebel Jr.

Write-In Totals

Total Votes Cast

Overvotes

Undervotes

REP Member of Township Committee - Unexpired Term Pennsauken Township

Vote For 1

TOTAL VOTE %

NO PETITION FILED

Write-In Totals

Total Votes Cast

Overvotes

Undervotes

REP Members of Township Committee Pennsauken Township

Vote For 2

TOTAL VOTE %

NO PETITION FILED

NO PETITION FILED

Write-In Totals

Total Votes Cast




Overvotes

Undervotes





Pennsauken District 16 Suppressed

Statistics	TOTAL
Registered Voters - Total	826
Registered Voters - NONPARTISAN	322
Registered Voters - DEMOCRAT	442
Registered Voters - REPUBLICAN	62
Ballots Cast - Total	71
Ballots Cast - NONPARTISAN	0
Ballots Cast - DEMOCRAT	67
Ballots Cast - REPUBLICAN	4
Ballots Cast - Blank	0
Voter Turnout - Total	8.60%
Voter Turnout - NONPARTISAN	0.00%
Voter Turnout - DEMOCRAT	15.16%
Voter Turnout - REPUBLICAN	6.45%







DEM Member of State Senate 5th Legislative District Vote For 1

	TOTAL	VOTE %	
Nilsa Cruz-Perez	63	100.00%	
Write-In Totals	0	0.00%	
Total Votes Cast	63	100.00%	
Overvotes	0		
Undervotes	4		

DEM Members of the General Assembly 5th Legislative District Vote For 2

	TOTAL	VOTE %	
William F. Moen Jr.	58	50.88%	
William W. Spearman	56	49.12%	
Write-In Totals	0	0.00%	
Total Votes Cast	114	100.00%	
Overvotes	0		
Undervotes	20		

DEM Members of the Board of County Commissioners Vote For 2

	TOTAL	VOTE %	
Kate Delany	16	14.55%	
Samuel E. Sweet	6	5.45%	
Louis Cappelli Jr.	45	40.91%	
Jonathan L. Young Sr.	43	39.09%	
Write-In Totals	0	0.00%	
Total Votes Cast	110	100.00%	
Overvotes	14		
Undervotes	10		

Pennsauken District 16 Suppressed

DEM Member of Township Committee - Unexpired Term Pennsauken Township

Vote For 1

	TOTAL	VOTE %
Marie McKenna	56	100.00%
Write-In Totals	0	0.00%
Total Votes Cast	56	100.00%
Overvotes	0	
Undervotes	11	

DEM Members of Township Committee Pennsauken Township

Vote For 2

	TOTAL	VOTE %
Vince Martinez	60	50.42%
Patrick Olivo	59	49.58%
Write-In Totals	0	0.00%
Total Votes Cast	119	100.00%
Overvotes	0	
Undervotes	15	

DEM Members of County Committee Pennsauken Township

Vote For 1

	TOTAL	VOTE %
Cam Co Dem Comm Inc	58	100.00%
Total Votes Cast	58	100.00%
Overvotes	0	
Undervotes	9	

REP Member of State Senate 5th Legislative District

Vote For 1

	TOTAL	VOTE %
Clyde E. Cook		
Write-In Totals		
Total Votes Cast		
Overvotes		
Undervotes		

REP Members of the General Assembly 5th Legislative District

Vote For 2

	TOTAL	VOTE %
Joe Miller		
Yalinda Pagan		
Write-In Totals		
Total Votes Cast		
Overvotes		
Undervotes		

Pennsauken District 16 Suppressed

REP Members of the Board of County Commissioners

Vote For 2

TOTAL VOTE %

Jason Fanning

Norman C. Rebel Jr.

Write-In Totals

Total Votes Cast

Overvotes

Undervotes

REP Member of Township Committee - Unexpired Term Pennsauken Township

Vote For 1

TOTAL VOTE %

NO PETITION FILED

Write-In Totals

Total Votes Cast

Overvotes

Undervotes

REP Members of Township Committee Pennsauken Township

Vote For 2

TOTAL VOTE %

NO PETITION FILED

NO PETITION FILED

Write-In Totals

Total Votes Cast

Overvotes

Undervotes

Pennsauken District 17

Statistics	TOTAL
Registered Voters - Total	1,497
Registered Voters - NONPARTISAN	515
Registered Voters - DEMOCRAT	770
Registered Voters - REPUBLICAN	212
Ballots Cast - Total	195
Ballots Cast - NONPARTISAN	0
Ballots Cast - DEMOCRAT	167
Ballots Cast - REPUBLICAN	28
Ballots Cast - Blank	0
Voter Turnout - Total	13.03%
Voter Turnout - NONPARTISAN	0.00%
Voter Turnout - DEMOCRAT	21.69%
Voter Turnout - REPUBLICAN	13.21%

DEM Member of State Senate 5th Legislative District Vote For 1

	TOTAL	VOTE %
Nilsa Cruz-Perez	149	99.33%
Write-In Totals	1	0.67%
Total Votes Cast	150	100.00%
Overvotes	0	
Undervotes	17	

DEM Members of the General Assembly 5th Legislative District Vote For 2

	TOTAL	VOTE %
William F. Moen Jr.	143	48.97%
William W. Spearman	147	50.34%
Write-In Totals	2	0.68%
Total Votes Cast	292	100.00%
Overvotes	0	
Undervotes	42	

DEM Members of the Board of County Commissioners Vote For 2

	TOTAL	VOTE %
Kate Delany	48	16.61%
Samuel E. Sweet	41	14.19%
Louis Cappelli Jr.	99	34.26%
Jonathan L. Young Sr.	101	34.95%
Write-In Totals	0	0.00%
Total Votes Cast	289	100.00%
Overvotes	30	
Undervotes	15	

Pennsauken District 17

DEM Member of Township Committee - Unexpired Term Pennsauken Township

Vote For 1

	TOTAL	VOTE %	
Marie McKenna	146	99.32%	<div style="width: 99.32%; background-color: #f1c40f;"></div>
Write-In Totals	1	0.68%	<div style="width: 0.68%; background-color: #95a5a6;"></div>
Total Votes Cast	147	100.00%	<div style="width: 100.00%; background-color: #f1c40f;"></div>
Overvotes	0		
Undervotes	20		

DEM Members of Township Committee Pennsauken Township

Vote For 2

	TOTAL	VOTE %	
Vince Martinez	153	50.66%	<div style="width: 50.66%; background-color: #f1c40f;"></div>
Patrick Olivo	147	48.68%	<div style="width: 48.68%; background-color: #f1c40f;"></div>
Write-In Totals	2	0.66%	<div style="width: 0.66%; background-color: #95a5a6;"></div>
Total Votes Cast	302	100.00%	<div style="width: 100.00%; background-color: #f1c40f;"></div>
Overvotes	0		
Undervotes	32		

DEM Members of County Committee Pennsauken Township

Vote For 1

	TOTAL	VOTE %	
Cam Co Dem Comm Inc	152	100.00%	<div style="width: 100.00%; background-color: #f1c40f;"></div>
Total Votes Cast	152	100.00%	<div style="width: 100.00%; background-color: #f1c40f;"></div>
Overvotes	0		
Undervotes	15		

REP Member of State Senate 5th Legislative District

Vote For 1

	TOTAL	VOTE %	
Clyde E. Cook	28	100.00%	<div style="width: 100.00%; background-color: #f1c40f;"></div>
Write-In Totals	0	0.00%	<div style="width: 0.00%; background-color: #95a5a6;"></div>
Total Votes Cast	28	100.00%	<div style="width: 100.00%; background-color: #f1c40f;"></div>
Overvotes	0		
Undervotes	0		

REP Members of the General Assembly 5th Legislative District

Vote For 2

	TOTAL	VOTE %	
Joe Miller	28	50.91%	<div style="width: 50.91%; background-color: #f1c40f;"></div>
Yalinda Pagan	27	49.09%	<div style="width: 49.09%; background-color: #f1c40f;"></div>
Write-In Totals	0	0.00%	<div style="width: 0.00%; background-color: #95a5a6;"></div>
Total Votes Cast	55	100.00%	<div style="width: 100.00%; background-color: #f1c40f;"></div>
Overvotes	0		
Undervotes	1		

Pennsauken District 17

REP Members of the Board of County Commissioners

Vote For 2

	TOTAL	VOTE %	
Jason Fanning	28	50.91%	<div style="width: 50.91%;"><div style="width: 50.91%;"></div></div>
Norman C. Rebel Jr.	27	49.09%	<div style="width: 49.09%;"><div style="width: 49.09%;"></div></div>
Write-In Totals	0	0.00%	
Total Votes Cast	55	100.00%	
Overvotes	0		
Undervotes	1		

REP Member of Township Committee - Unexpired Term Pennsauken Township

Vote For 1

	TOTAL	VOTE %
NO PETITION FILED	0	
Write-In Totals	0	
Total Votes Cast	0	
Overvotes	0	
Undervotes	28	

REP Members of Township Committee Pennsauken Township




Vote For 2

	TOTAL	VOTE %
NO PETITION FILED	0	
NO PETITION FILED	0	
Write-In Totals	0	
Total Votes Cast	0	
Overvotes	0	
Undervotes	56	





Pennsauken District 18 Suppressed

Statistics	TOTAL
Registered Voters - Total	1,447
Registered Voters - NONPARTISAN	499
Registered Voters - DEMOCRAT	731
Registered Voters - REPUBLICAN	217
Ballots Cast - Total	141
Ballots Cast - NONPARTISAN	0
Ballots Cast - DEMOCRAT	127
Ballots Cast - REPUBLICAN	14
Ballots Cast - Blank	0
Voter Turnout - Total	9.74%
Voter Turnout - NONPARTISAN	0.00%
Voter Turnout - DEMOCRAT	17.37%
Voter Turnout - REPUBLICAN	6.45%







DEM Member of State Senate 5th Legislative District Vote For 1

	TOTAL	VOTE %	
Nilsa Cruz-Perez	123	100.00%	
Write-In Totals	0	0.00%	
Total Votes Cast	123	100.00%	
Overvotes	0		
Undervotes	4		

DEM Members of the General Assembly 5th Legislative District Vote For 2

	TOTAL	VOTE %	
William F. Moen Jr.	117	50.00%	
William W. Spearman	117	50.00%	
Write-In Totals	0	0.00%	
Total Votes Cast	234	100.00%	
Overvotes	0		
Undervotes	20		

DEM Members of the Board of County Commissioners Vote For 2

	TOTAL	VOTE %	
Kate Delany	26	11.45%	
Samuel E. Sweet	22	9.69%	
Louis Cappelli Jr.	92	40.53%	
Jonathan L. Young Sr.	87	38.33%	
Write-In Totals	0	0.00%	
Total Votes Cast	227	100.00%	
Overvotes	18		
Undervotes	9		

Pennsauken District 18 Suppressed

DEM Member of Township Committee - Unexpired Term Pennsauken Township

Vote For 1

	TOTAL	VOTE %	
Marie McKenna	118	99.16%	<div style="width: 99.16%; background-color: #f0e68c;"></div>
Write-In Totals	1	0.84%	<div style="width: 0.84%; background-color: #d3d3d3;"></div>
Total Votes Cast	119	100.00%	<div style="width: 100.00%; background-color: #f0e68c;"></div>
Overvotes	0		
Undervotes	8		

DEM Members of Township Committee Pennsauken Township

Vote For 2

	TOTAL	VOTE %	
Vince Martinez	122	51.05%	<div style="width: 51.05%; background-color: #f0e68c;"></div>
Patrick Olivo	117	48.95%	<div style="width: 48.95%; background-color: #f0e68c;"></div>
Write-In Totals	0	0.00%	<div style="width: 0.00%; background-color: #d3d3d3;"></div>
Total Votes Cast	239	100.00%	<div style="width: 100.00%; background-color: #f0e68c;"></div>
Overvotes	0		
Undervotes	15		

DEM Members of County Committee Pennsauken Township

Vote For 1

	TOTAL	VOTE %	
Cam Co Dem Comm Inc	117	100.00%	<div style="width: 100.00%; background-color: #f0e68c;"></div>
Total Votes Cast	117	100.00%	<div style="width: 100.00%; background-color: #f0e68c;"></div>
Overvotes	0		
Undervotes	10		

REP Member of State Senate 5th Legislative District

Vote For 1

	TOTAL	VOTE %	
Clyde E. Cook			
Write-In Totals			
Total Votes Cast			
Overvotes			
Undervotes			

REP Members of the General Assembly 5th Legislative District

Vote For 2

	TOTAL	VOTE %	
Joe Miller			
Yalinda Pagan			
Write-In Totals			
Total Votes Cast			
Overvotes			
Undervotes			

Pennsauken District 18 Suppressed

REP Members of the Board of County Commissioners

Vote For 2

TOTAL VOTE %

Jason Fanning

Norman C. Rebel Jr.

Write-In Totals

Total Votes Cast

Overvotes

Undervotes

REP Member of Township Committee - Unexpired Term Pennsauken Township

Vote For 1

TOTAL VOTE %

NO PETITION FILED

Write-In Totals

Total Votes Cast

Overvotes

Undervotes

REP Members of Township Committee Pennsauken Township

Vote For 2

TOTAL VOTE %

NO PETITION FILED

NO PETITION FILED

Write-In Totals

Total Votes Cast




Overvotes

Undervotes





Pennsauken District 19 Suppressed

Statistics	TOTAL
Registered Voters - Total	790
Registered Voters - NONPARTISAN	285
Registered Voters - DEMOCRAT	407
Registered Voters - REPUBLICAN	98
Ballots Cast - Total	82
Ballots Cast - NONPARTISAN	0
Ballots Cast - DEMOCRAT	70
Ballots Cast - REPUBLICAN	12
Ballots Cast - Blank	0
Voter Turnout - Total	10.38%
Voter Turnout - NONPARTISAN	0.00%
Voter Turnout - DEMOCRAT	17.20%
Voter Turnout - REPUBLICAN	12.24%







DEM Member of State Senate 5th Legislative District Vote For 1

	TOTAL	VOTE %	
Nilsa Cruz-Perez	63	100.00%	
Write-In Totals	0	0.00%	
Total Votes Cast	63	100.00%	
Overvotes	0		
Undervotes	7		

DEM Members of the General Assembly 5th Legislative District Vote For 2

	TOTAL	VOTE %	
William F. Moen Jr.	62	50.82%	
William W. Spearman	60	49.18%	
Write-In Totals	0	0.00%	
Total Votes Cast	122	100.00%	
Overvotes	0		
Undervotes	18		

DEM Members of the Board of County Commissioners Vote For 2

	TOTAL	VOTE %	
Kate Delany	23	18.85%	
Samuel E. Sweet	17	13.93%	
Louis Cappelli Jr.	42	34.43%	
Jonathan L. Young Sr.	40	32.79%	
Write-In Totals	0	0.00%	
Total Votes Cast	122	100.00%	
Overvotes	10		
Undervotes	8		

Pennsauken District 19 Suppressed

DEM Member of Township Committee - Unexpired Term Pennsauken Township

Vote For 1

	TOTAL	VOTE %	
Marie McKenna	59	98.33%	<div style="width: 98.33%;"></div>
Write-In Totals	1	1.67%	<div style="width: 1.67%;"></div>
Total Votes Cast	60	100.00%	<div style="width: 100.00%;"></div>
Overvotes	0		
Undervotes	10		

DEM Members of Township Committee Pennsauken Township

Vote For 2

	TOTAL	VOTE %	
Vince Martinez	64	51.20%	<div style="width: 51.20%;"></div>
Patrick Olivo	61	48.80%	<div style="width: 48.80%;"></div>
Write-In Totals	0	0.00%	<div style="width: 0.00%;"></div>
Total Votes Cast	125	100.00%	<div style="width: 100.00%;"></div>
Overvotes	0		
Undervotes	15		

DEM Members of County Committee Pennsauken Township

Vote For 1

	TOTAL	VOTE %	
Cam Co Dem Comm Inc	61	100.00%	<div style="width: 100.00%;"></div>
Total Votes Cast	61	100.00%	<div style="width: 100.00%;"></div>
Overvotes	0		
Undervotes	9		

REP Member of State Senate 5th Legislative District

Vote For 1

	TOTAL	VOTE %	
Clyde E. Cook			
Write-In Totals			
Total Votes Cast			
Overvotes			
Undervotes			

REP Members of the General Assembly 5th Legislative District

Vote For 2

	TOTAL	VOTE %	
Joe Miller			
Yalinda Pagan			
Write-In Totals			
Total Votes Cast			
Overvotes			
Undervotes			

Pennsauken District 19 Suppressed

REP Members of the Board of County Commissioners

Vote For 2

	TOTAL	VOTE %
Jason Fanning		
Norman C. Rebel Jr.		
Write-In Totals		
Total Votes Cast		
Overvotes		
Undervotes		

REP Member of Township Committee - Unexpired Term Pennsauken Township

Vote For 1

	TOTAL	VOTE %
NO PETITION FILED		
Write-In Totals		
Total Votes Cast		
Overvotes		
Undervotes		

REP Members of Township Committee Pennsauken Township

Vote For 2

	TOTAL	VOTE %
NO PETITION FILED		
NO PETITION FILED		
Write-In Totals		
Total Votes Cast		
Overvotes		
Undervotes		

Pennsauken District 20 Suppressed

Statistics	TOTAL
Registered Voters - Total	800
Registered Voters - NONPARTISAN	275
Registered Voters - DEMOCRAT	485
Registered Voters - REPUBLICAN	40
Ballots Cast - Total	98
Ballots Cast - NONPARTISAN	0
Ballots Cast - DEMOCRAT	96
Ballots Cast - REPUBLICAN	2
Ballots Cast - Blank	0
Voter Turnout - Total	12.25%
Voter Turnout - NONPARTISAN	0.00%
Voter Turnout - DEMOCRAT	19.79%
Voter Turnout - REPUBLICAN	5.00%

DEM Member of State Senate 5th Legislative District Vote For 1

	TOTAL	VOTE %	
Nilsa Cruz-Perez	87	100.00%	<div style="width: 100%; height: 10px; background-color: #f0e68c;"></div>
Write-In Totals	0	0.00%	<div style="width: 0%; height: 10px; background-color: #d3d3d3;"></div>
Total Votes Cast	87	100.00%	<div style="width: 100%; height: 10px; background-color: #f0e68c;"></div>
Overvotes	0		
Undervotes	9		

DEM Members of the General Assembly 5th Legislative District Vote For 2

	TOTAL	VOTE %	
William F. Moen Jr.	88	49.72%	<div style="width: 49.72%; height: 10px; background-color: #f0e68c;"></div>
William W. Spearman	89	50.28%	<div style="width: 50.28%; height: 10px; background-color: #d3d3d3;"></div>
Write-In Totals	0	0.00%	<div style="width: 0%; height: 10px; background-color: #d3d3d3;"></div>
Total Votes Cast	177	100.00%	<div style="width: 100%; height: 10px; background-color: #f0e68c;"></div>
Overvotes	0		
Undervotes	15		

DEM Members of the Board of County Commissioners Vote For 2

	TOTAL	VOTE %	
Kate Delany	16	9.82%	<div style="width: 9.82%; height: 10px; background-color: #f0e68c;"></div>
Samuel E. Sweet	11	6.75%	<div style="width: 6.75%; height: 10px; background-color: #d3d3d3;"></div>
Louis Cappelli Jr.	69	42.33%	<div style="width: 42.33%; height: 10px; background-color: #f0e68c;"></div>
Jonathan L. Young Sr.	67	41.10%	<div style="width: 41.10%; height: 10px; background-color: #d3d3d3;"></div>
Write-In Totals	0	0.00%	<div style="width: 0%; height: 10px; background-color: #d3d3d3;"></div>
Total Votes Cast	163	100.00%	<div style="width: 100%; height: 10px; background-color: #f0e68c;"></div>
Overvotes	22		
Undervotes	7		

Pennsauken District 20 Suppressed

DEM Member of Township Committee - Unexpired Term Pennsauken Township

Vote For 1

	TOTAL	VOTE %	
Marie McKenna	88	100.00%	<div style="width: 100%; height: 10px; background-color: #f0e68c;"></div>
Write-In Totals	0	0.00%	<div style="width: 0%; height: 10px; background-color: #d3d3d3;"></div>
Total Votes Cast	88	100.00%	<div style="width: 100%; height: 10px; background-color: #f0e68c;"></div>
Overvotes	0		
Undervotes	8		

DEM Members of Township Committee Pennsauken Township

Vote For 2

	TOTAL	VOTE %	
Vince Martinez	84	49.41%	<div style="width: 49.41%; height: 10px; background-color: #f0e68c;"></div>
Patrick Olivo	86	50.59%	<div style="width: 50.59%; height: 10px; background-color: #d3d3d3;"></div>
Write-In Totals	0	0.00%	<div style="width: 0%; height: 10px; background-color: #d3d3d3;"></div>
Total Votes Cast	170	100.00%	<div style="width: 100%; height: 10px; background-color: #f0e68c;"></div>
Overvotes	0		
Undervotes	22		

DEM Members of County Committee Pennsauken Township

Vote For 1

	TOTAL	VOTE %	
Cam Co Dem Comm Inc	83	100.00%	<div style="width: 100%; height: 10px; background-color: #f0e68c;"></div>
Total Votes Cast	83	100.00%	<div style="width: 100%; height: 10px; background-color: #f0e68c;"></div>
Overvotes	0		
Undervotes	13		

REP Member of State Senate 5th Legislative District

Vote For 1

	TOTAL	VOTE %	
Clyde E. Cook			
Write-In Totals			
Total Votes Cast			
Overvotes			
Undervotes			

REP Members of the General Assembly 5th Legislative District

Vote For 2

	TOTAL	VOTE %	
Joe Miller			
Yalinda Pagan			
Write-In Totals			
Total Votes Cast			
Overvotes			
Undervotes			

Pennsauken District 20 Suppressed

REP Members of the Board of County Commissioners

Vote For 2

TOTAL VOTE %

Jason Fanning

Norman C. Rebel Jr.

Write-In Totals

Total Votes Cast

Overvotes

Undervotes

REP Member of Township Committee - Unexpired Term Pennsauken Township

Vote For 1

TOTAL VOTE %

NO PETITION FILED

Write-In Totals

Total Votes Cast

Overvotes

Undervotes

REP Members of Township Committee Pennsauken Township

Vote For 2

TOTAL VOTE %

NO PETITION FILED

NO PETITION FILED

Write-In Totals

Total Votes Cast

Overvotes

Undervotes

Pennsauken District 21 Suppressed

Statistics	TOTAL
Registered Voters - Total	872
Registered Voters - NONPARTISAN	291
Registered Voters - DEMOCRAT	474
Registered Voters - REPUBLICAN	107
Ballots Cast - Total	106
Ballots Cast - NONPARTISAN	0
Ballots Cast - DEMOCRAT	96
Ballots Cast - REPUBLICAN	10
Ballots Cast - Blank	0
Voter Turnout - Total	12.16%
Voter Turnout - NONPARTISAN	0.00%
Voter Turnout - DEMOCRAT	20.25%
Voter Turnout - REPUBLICAN	9.35%

DEM Member of State Senate 5th Legislative District Vote For 1

	TOTAL	VOTE %	
Nilsa Cruz-Perez	87	100.00%	<div style="width: 100%; height: 10px; background-color: #ffc107;"></div>
Write-In Totals	0	0.00%	<div style="width: 0%; height: 10px; background-color: #6c757d;"></div>
Total Votes Cast	87	100.00%	<div style="width: 100%; height: 10px; background-color: #ffc107;"></div>
Overvotes	0		
Undervotes	9		

DEM Members of the General Assembly 5th Legislative District Vote For 2

	TOTAL	VOTE %	
William F. Moen Jr.	83	48.82%	<div style="width: 48.82%; height: 10px; background-color: #ffc107;"></div>
William W. Spearman	87	51.18%	<div style="width: 51.18%; height: 10px; background-color: #ffc107;"></div>
Write-In Totals	0	0.00%	<div style="width: 0%; height: 10px; background-color: #6c757d;"></div>
Total Votes Cast	170	100.00%	<div style="width: 100%; height: 10px; background-color: #ffc107;"></div>
Overvotes	0		
Undervotes	22		

DEM Members of the Board of County Commissioners Vote For 2

	TOTAL	VOTE %	
Kate Delany	24	15.48%	<div style="width: 15.48%; height: 10px; background-color: #ffc107;"></div>
Samuel E. Sweet	19	12.26%	<div style="width: 12.26%; height: 10px; background-color: #ffc107;"></div>
Louis Cappelli Jr.	58	37.42%	<div style="width: 37.42%; height: 10px; background-color: #ffc107;"></div>
Jonathan L. Young Sr.	53	34.19%	<div style="width: 34.19%; height: 10px; background-color: #ffc107;"></div>
Write-In Totals	1	0.65%	<div style="width: 0.65%; height: 10px; background-color: #6c757d;"></div>
Total Votes Cast	155	100.00%	<div style="width: 100%; height: 10px; background-color: #ffc107;"></div>
Overvotes	26		
Undervotes	11		

Pennsauken District 21 Suppressed

DEM Member of Township Committee - Unexpired Term Pennsauken Township

Vote For 1

	TOTAL	VOTE %	
Marie McKenna	87	100.00%	<div style="width: 100%; background-color: #f0e68c;"></div>
Write-In Totals	0	0.00%	<div style="width: 0%; background-color: #d3d3d3;"></div>
Total Votes Cast	87	100.00%	<div style="width: 100%; background-color: #f0e68c;"></div>
Overvotes	0		
Undervotes	9		

DEM Members of Township Committee Pennsauken Township

Vote For 2

	TOTAL	VOTE %	
Vince Martinez	88	50.29%	<div style="width: 50.29%; background-color: #f0e68c;"></div>
Patrick Olivo	87	49.71%	<div style="width: 49.71%; background-color: #f0e68c;"></div>
Write-In Totals	0	0.00%	<div style="width: 0%; background-color: #d3d3d3;"></div>
Total Votes Cast	175	100.00%	<div style="width: 100%; background-color: #f0e68c;"></div>
Overvotes	0		
Undervotes	17		

DEM Members of County Committee Pennsauken Township

Vote For 1

	TOTAL	VOTE %	
Cam Co Dem Comm Inc	80	100.00%	<div style="width: 100%; background-color: #f0e68c;"></div>
Total Votes Cast	80	100.00%	<div style="width: 100%; background-color: #f0e68c;"></div>
Overvotes	0		
Undervotes	16		

REP Member of State Senate 5th Legislative District

Vote For 1

	TOTAL	VOTE %	
Clyde E. Cook			
Write-In Totals			
Total Votes Cast			
Overvotes			
Undervotes			

REP Members of the General Assembly 5th Legislative District

Vote For 2

	TOTAL	VOTE %	
Joe Miller			
Yalinda Pagan			
Write-In Totals			
Total Votes Cast			
Overvotes			
Undervotes			

Pennsauken District 21 Suppressed

REP Members of the Board of County Commissioners

Vote For 2

TOTAL VOTE %

Jason Fanning

Norman C. Rebel Jr.

Write-In Totals

Total Votes Cast

Overvotes

Undervotes

REP Member of Township Committee - Unexpired Term Pennsauken Township

Vote For 1

TOTAL VOTE %

NO PETITION FILED

Write-In Totals

Total Votes Cast

Overvotes

Undervotes

REP Members of Township Committee Pennsauken Township

Vote For 2

TOTAL VOTE %

NO PETITION FILED

NO PETITION FILED

Write-In Totals

Total Votes Cast

Overvotes

Undervotes

Pennsauken District 22

Statistics	TOTAL
Registered Voters - Total	932
Registered Voters - NONPARTISAN	280
Registered Voters - DEMOCRAT	511
Registered Voters - REPUBLICAN	141
Ballots Cast - Total	118
Ballots Cast - NONPARTISAN	0
Ballots Cast - DEMOCRAT	96
Ballots Cast - REPUBLICAN	22
Ballots Cast - Blank	0
Voter Turnout - Total	12.66%
Voter Turnout - NONPARTISAN	0.00%
Voter Turnout - DEMOCRAT	18.79%
Voter Turnout - REPUBLICAN	15.60%

DEM Member of State Senate 5th Legislative District Vote For 1

	TOTAL	VOTE %	
Nilsa Cruz-Perez	90	100.00%	<div style="width: 100%; height: 10px; background-color: #ffc107;"></div>
Write-In Totals	0	0.00%	<div style="width: 0%; height: 10px; background-color: #6c757d;"></div>
Total Votes Cast	90	100.00%	<div style="width: 100%; height: 10px; background-color: #ffc107;"></div>
Overvotes	0		
Undervotes	6		

DEM Members of the General Assembly 5th Legislative District Vote For 2

	TOTAL	VOTE %	
William F. Moen Jr.	82	49.70%	<div style="width: 49.7%; height: 10px; background-color: #ffc107;"></div>
William W. Spearman	83	50.30%	<div style="width: 50.3%; height: 10px; background-color: #6c757d;"></div>
Write-In Totals	0	0.00%	<div style="width: 0%; height: 10px; background-color: #6c757d;"></div>
Total Votes Cast	165	100.00%	<div style="width: 100%; height: 10px; background-color: #ffc107;"></div>
Overvotes	0		
Undervotes	27		

DEM Members of the Board of County Commissioners Vote For 2

	TOTAL	VOTE %	
Kate Delany	35	19.89%	<div style="width: 19.89%; height: 10px; background-color: #ffc107;"></div>
Samuel E. Sweet	25	14.20%	<div style="width: 14.2%; height: 10px; background-color: #6c757d;"></div>
Louis Cappelli Jr.	63	35.80%	<div style="width: 35.8%; height: 10px; background-color: #ffc107;"></div>
Jonathan L. Young Sr.	53	30.11%	<div style="width: 30.11%; height: 10px; background-color: #6c757d;"></div>
Write-In Totals	0	0.00%	<div style="width: 0%; height: 10px; background-color: #6c757d;"></div>
Total Votes Cast	176	100.00%	<div style="width: 100%; height: 10px; background-color: #ffc107;"></div>
Overvotes	8		
Undervotes	8		

Pennsauken District 22

DEM Member of Township Committee - Unexpired Term Pennsauken Township

Vote For 1

	TOTAL	VOTE %	
Marie McKenna	84	100.00%	<div style="width: 100%; height: 10px; background-color: #f0e68c;"></div>
Write-In Totals	0	0.00%	<div style="width: 0%; height: 10px; background-color: #d3d3d3;"></div>
Total Votes Cast	84	100.00%	<div style="width: 100%; height: 10px; background-color: #f0e68c;"></div>
Overvotes	0		
Undervotes	12		

DEM Members of Township Committee Pennsauken Township

Vote For 2

	TOTAL	VOTE %	
Vince Martinez	85	50.60%	<div style="width: 50.6%; height: 10px; background-color: #f0e68c;"></div>
Patrick Olivo	83	49.40%	<div style="width: 49.4%; height: 10px; background-color: #f0e68c;"></div>
Write-In Totals	0	0.00%	<div style="width: 0%; height: 10px; background-color: #d3d3d3;"></div>
Total Votes Cast	168	100.00%	<div style="width: 100%; height: 10px; background-color: #f0e68c;"></div>
Overvotes	0		
Undervotes	24		

DEM Members of County Committee Pennsauken Township

Vote For 1

	TOTAL	VOTE %	
Cam Co Dem Comm Inc	82	100.00%	<div style="width: 100%; height: 10px; background-color: #f0e68c;"></div>
Total Votes Cast	82	100.00%	<div style="width: 100%; height: 10px; background-color: #f0e68c;"></div>
Overvotes	0		
Undervotes	14		

REP Member of State Senate 5th Legislative District

Vote For 1

	TOTAL	VOTE %	
Clyde E. Cook	20	100.00%	<div style="width: 100%; height: 10px; background-color: #f0e68c;"></div>
Write-In Totals	0	0.00%	<div style="width: 0%; height: 10px; background-color: #d3d3d3;"></div>
Total Votes Cast	20	100.00%	<div style="width: 100%; height: 10px; background-color: #f0e68c;"></div>
Overvotes	0		
Undervotes	2		

REP Members of the General Assembly 5th Legislative District

Vote For 2

	TOTAL	VOTE %	
Joe Miller	20	50.00%	<div style="width: 50%; height: 10px; background-color: #f0e68c;"></div>
Yalinda Pagan	20	50.00%	<div style="width: 50%; height: 10px; background-color: #f0e68c;"></div>
Write-In Totals	0	0.00%	<div style="width: 0%; height: 10px; background-color: #d3d3d3;"></div>
Total Votes Cast	40	100.00%	<div style="width: 100%; height: 10px; background-color: #f0e68c;"></div>
Overvotes	0		
Undervotes	4		

Pennsauken District 22

REP Members of the Board of County Commissioners

Vote For 2

	TOTAL	VOTE %	
Jason Fanning	20	50.00%	<div style="width: 50%; background-color: #f0e68c; border: 1px solid #ccc;"></div>
Norman C. Rebel Jr.	20	50.00%	<div style="width: 50%; background-color: #f0e68c; border: 1px solid #ccc;"></div>
Write-In Totals	0	0.00%	<div style="width: 0%; background-color: #f0e68c; border: 1px solid #ccc;"></div>
Total Votes Cast	40	100.00%	<div style="width: 100%; background-color: #f0e68c; border: 1px solid #ccc;"></div>
Overvotes	0		
Undervotes	4		

REP Member of Township Committee - Unexpired Term Pennsauken Township

Vote For 1

	TOTAL	VOTE %
NO PETITION FILED	0	
Write-In Totals	0	
Total Votes Cast	0	
Overvotes	0	
Undervotes	22	

REP Members of Township Committee Pennsauken Township




Vote For 2

	TOTAL	VOTE %
NO PETITION FILED	0	
NO PETITION FILED	0	
Write-In Totals	0	
Total Votes Cast	0	
Overvotes	0	
Undervotes	44	





Pennsauken District 23

Statistics	TOTAL
Registered Voters - Total	876
Registered Voters - NONPARTISAN	280
Registered Voters - DEMOCRAT	451
Registered Voters - REPUBLICAN	145
Ballots Cast - Total	105
Ballots Cast - NONPARTISAN	0
Ballots Cast - DEMOCRAT	85
Ballots Cast - REPUBLICAN	20
Ballots Cast - Blank	0
Voter Turnout - Total	11.99%
Voter Turnout - NONPARTISAN	0.00%
Voter Turnout - DEMOCRAT	18.85%
Voter Turnout - REPUBLICAN	13.79%







DEM Member of State Senate 5th Legislative District Vote For 1

	TOTAL	VOTE %	
Nilsa Cruz-Perez	75	100.00%	
Write-In Totals	0	0.00%	
Total Votes Cast	75	100.00%	
Overvotes	0		
Undervotes	10		

DEM Members of the General Assembly 5th Legislative District Vote For 2

	TOTAL	VOTE %	
William F. Moen Jr.	70	50.00%	
William W. Spearman	70	50.00%	
Write-In Totals	0	0.00%	
Total Votes Cast	140	100.00%	
Overvotes	0		
Undervotes	30		

DEM Members of the Board of County Commissioners Vote For 2

	TOTAL	VOTE %	
Kate Delany	17	11.33%	
Samuel E. Sweet	14	9.33%	
Louis Cappelli Jr.	60	40.00%	
Jonathan L. Young Sr.	59	39.33%	
Write-In Totals	0	0.00%	
Total Votes Cast	150	100.00%	
Overvotes	6		
Undervotes	14		

Pennsauken District 23

DEM Member of Township Committee - Unexpired Term Pennsauken Township

Vote For 1

	TOTAL	VOTE %	
Marie McKenna	71	100.00%	<div style="width: 100%; height: 10px; background-color: #f0e68c;"></div>
Write-In Totals	0	0.00%	<div style="width: 0%; height: 10px; background-color: #d3d3d3;"></div>
Total Votes Cast	71	100.00%	<div style="width: 100%; height: 10px; background-color: #f0e68c;"></div>
Overvotes	0		
Undervotes	14		

DEM Members of Township Committee Pennsauken Township

Vote For 2

	TOTAL	VOTE %	
Vince Martinez	75	51.02%	<div style="width: 51.02%; height: 10px; background-color: #f0e68c;"></div>
Patrick Olivo	72	48.98%	<div style="width: 48.98%; height: 10px; background-color: #d3d3d3;"></div>
Write-In Totals	0	0.00%	<div style="width: 0%; height: 10px; background-color: #d3d3d3;"></div>
Total Votes Cast	147	100.00%	<div style="width: 100%; height: 10px; background-color: #f0e68c;"></div>
Overvotes	0		
Undervotes	23		

DEM Members of County Committee Pennsauken Township

Vote For 1

	TOTAL	VOTE %	
Cam Co Dem Comm Inc	75	100.00%	<div style="width: 100%; height: 10px; background-color: #f0e68c;"></div>
Total Votes Cast	75	100.00%	<div style="width: 100%; height: 10px; background-color: #f0e68c;"></div>
Overvotes	0		
Undervotes	10		

REP Member of State Senate 5th Legislative District

Vote For 1

	TOTAL	VOTE %	
Clyde E. Cook	19	95.00%	<div style="width: 95.00%; height: 10px; background-color: #f0e68c;"></div>
Write-In Totals	1	5.00%	<div style="width: 5.00%; height: 10px; background-color: #d3d3d3;"></div>
Total Votes Cast	20	100.00%	<div style="width: 100%; height: 10px; background-color: #f0e68c;"></div>
Overvotes	0		
Undervotes	0		

REP Members of the General Assembly 5th Legislative District

Vote For 2

	TOTAL	VOTE %	
Joe Miller	18	50.00%	<div style="width: 50.00%; height: 10px; background-color: #f0e68c;"></div>
Yalinda Pagan	16	44.44%	<div style="width: 44.44%; height: 10px; background-color: #d3d3d3;"></div>
Write-In Totals	2	5.56%	<div style="width: 5.56%; height: 10px; background-color: #d3d3d3;"></div>
Total Votes Cast	36	100.00%	<div style="width: 100%; height: 10px; background-color: #f0e68c;"></div>
Overvotes	0		
Undervotes	4		

Pennsauken District 23

REP Members of the Board of County Commissioners

Vote For 2

	TOTAL	VOTE %	
Jason Fanning	17	45.95%	<div style="width: 45.95%; background-color: #f0e68c;"></div>
Norman C. Rebel Jr.	18	48.65%	<div style="width: 48.65%; background-color: #f0e68c;"></div>
Write-In Totals	2	5.41%	<div style="width: 5.41%; background-color: #f0e68c;"></div>
Total Votes Cast	37	100.00%	<div style="width: 100.00%; background-color: #f0e68c;"></div>
Overvotes	0		
Undervotes	3		

REP Member of Township Committee - Unexpired Term Pennsauken Township

Vote For 1

	TOTAL	VOTE %	
NO PETITION FILED	0	0.00%	<div style="width: 0.00%; background-color: #f0e68c;"></div>
Write-In Totals	1	100.00%	<div style="width: 100.00%; background-color: #f0e68c;"></div>
Total Votes Cast	1	100.00%	<div style="width: 100.00%; background-color: #f0e68c;"></div>
Overvotes	0		
Undervotes	19		

REP Members of Township Committee Pennsauken Township

Vote For 2

	TOTAL	VOTE %	
NO PETITION FILED	0	0.00%	<div style="width: 0.00%; background-color: #f0e68c;"></div>
NO PETITION FILED	0	0.00%	<div style="width: 0.00%; background-color: #f0e68c;"></div>
Write-In Totals	3	100.00%	<div style="width: 100.00%; background-color: #f0e68c;"></div>
Total Votes Cast	3	100.00%	<div style="width: 100.00%; background-color: #f0e68c;"></div>
Overvotes	0		
Undervotes	37		

Pennsauken District 24

Statistics	TOTAL
Registered Voters - Total	730
Registered Voters - NONPARTISAN	312
Registered Voters - DEMOCRAT	378
Registered Voters - REPUBLICAN	40
Ballots Cast - Total	43
Ballots Cast - NONPARTISAN	0
Ballots Cast - DEMOCRAT	43
Ballots Cast - REPUBLICAN	0
Ballots Cast - Blank	0
Voter Turnout - Total	5.89%
Voter Turnout - NONPARTISAN	0.00%
Voter Turnout - DEMOCRAT	11.38%
Voter Turnout - REPUBLICAN	0.00%

DEM Member of State Senate 5th Legislative District Vote For 1

	TOTAL	VOTE %	
Nilsa Cruz-Perez	39	100.00%	<div style="width: 100%; height: 10px; background-color: #f0e68c;"></div>
Write-In Totals	0	0.00%	<div style="width: 0%; height: 10px; background-color: #d3d3d3;"></div>
Total Votes Cast	39	100.00%	<div style="width: 100%; height: 10px; background-color: #f0e68c;"></div>
Overvotes	0		
Undervotes	4		

DEM Members of the General Assembly 5th Legislative District Vote For 2

	TOTAL	VOTE %	
William F. Moen Jr.	39	51.32%	<div style="width: 51.32%; height: 10px; background-color: #f0e68c;"></div>
William W. Spearman	37	48.68%	<div style="width: 48.68%; height: 10px; background-color: #d3d3d3;"></div>
Write-In Totals	0	0.00%	<div style="width: 0%; height: 10px; background-color: #d3d3d3;"></div>
Total Votes Cast	76	100.00%	<div style="width: 100%; height: 10px; background-color: #f0e68c;"></div>
Overvotes	0		
Undervotes	10		

DEM Members of the Board of County Commissioners Vote For 2

	TOTAL	VOTE %	
Kate Delany	13	17.33%	<div style="width: 17.33%; height: 10px; background-color: #f0e68c;"></div>
Samuel E. Sweet	11	14.67%	<div style="width: 14.67%; height: 10px; background-color: #d3d3d3;"></div>
Louis Cappelli Jr.	27	36.00%	<div style="width: 36.00%; height: 10px; background-color: #f0e68c;"></div>
Jonathan L. Young Sr.	24	32.00%	<div style="width: 32.00%; height: 10px; background-color: #d3d3d3;"></div>
Write-In Totals	0	0.00%	<div style="width: 0%; height: 10px; background-color: #d3d3d3;"></div>
Total Votes Cast	75	100.00%	<div style="width: 100%; height: 10px; background-color: #f0e68c;"></div>
Overvotes	8		
Undervotes	3		

Pennsauken District 24

DEM Member of Township Committee - Unexpired Term Pennsauken Township

Vote For 1

	TOTAL	VOTE %	
Marie McKenna	39	100.00%	<div style="width: 100%; height: 10px; background-color: #f0e68c;"></div>
Write-In Totals	0	0.00%	<div style="width: 0%; height: 10px; background-color: #d3d3d3;"></div>
Total Votes Cast	39	100.00%	<div style="width: 100%; height: 10px; background-color: #f0e68c;"></div>
Overvotes	0		
Undervotes	4		

DEM Members of Township Committee Pennsauken Township

Vote For 2

	TOTAL	VOTE %	
Vince Martinez	39	50.00%	<div style="width: 50%; height: 10px; background-color: #f0e68c;"></div>
Patrick Olivo	39	50.00%	<div style="width: 50%; height: 10px; background-color: #f0e68c;"></div>
Write-In Totals	0	0.00%	<div style="width: 0%; height: 10px; background-color: #d3d3d3;"></div>
Total Votes Cast	78	100.00%	<div style="width: 100%; height: 10px; background-color: #f0e68c;"></div>
Overvotes	0		
Undervotes	8		

DEM Members of County Committee Pennsauken Township

Vote For 1

	TOTAL	VOTE %	
Cam Co Dem Comm Inc	38	100.00%	<div style="width: 100%; height: 10px; background-color: #f0e68c;"></div>
Total Votes Cast	38	100.00%	<div style="width: 100%; height: 10px; background-color: #f0e68c;"></div>
Overvotes	0		
Undervotes	5		

REP Member of State Senate 5th Legislative District

Vote For 1

	TOTAL	VOTE %	
Clyde E. Cook	0		
Write-In Totals	0		
Total Votes Cast	0		
Overvotes	0		
Undervotes	0		

REP Members of the General Assembly 5th Legislative District

Vote For 2

	TOTAL	VOTE %	
Joe Miller	0		
Yalinda Pagan	0		
Write-In Totals	0		
Total Votes Cast	0		
Overvotes	0		
Undervotes	0		

Pennsauken District 24

REP Members of the Board of County Commissioners

Vote For 2

	TOTAL	VOTE %
Jason Fanning	0	
Norman C. Rebel Jr.	0	
Write-In Totals	0	
Total Votes Cast	0	
Overvotes	0	
Undervotes	0	

REP Member of Township Committee - Unexpired Term Pennsauken Township

Vote For 1

	TOTAL	VOTE %
NO PETITION FILED	0	
Write-In Totals	0	
Total Votes Cast	0	
Overvotes	0	
Undervotes	0	

REP Members of Township Committee Pennsauken Township




Vote For 2

	TOTAL	VOTE %
NO PETITION FILED	0	
NO PETITION FILED	0	
Write-In Totals	0	
Total Votes Cast	0	
Overvotes	0	
Undervotes	0	





Pine Hill District 1

Statistics	TOTAL
Registered Voters - Total	1,540
Registered Voters - NONPARTISAN	531
Registered Voters - DEMOCRAT	832
Registered Voters - REPUBLICAN	177
Ballots Cast - Total	133
Ballots Cast - NONPARTISAN	0
Ballots Cast - DEMOCRAT	113
Ballots Cast - REPUBLICAN	20
Ballots Cast - Blank	0
Voter Turnout - Total	8.64%
Voter Turnout - NONPARTISAN	0.00%
Voter Turnout - DEMOCRAT	13.58%
Voter Turnout - REPUBLICAN	11.30%







DEM Member of State Senate 6th Legislative District Vote For 1

	TOTAL	VOTE %	
James Beach	110	100.00%	
Write-In Totals	0	0.00%	
Total Votes Cast	110	100.00%	
Overvotes	0		
Undervotes	3		

DEM Members of the General Assembly 6th Legislative District Vote For 2

	TOTAL	VOTE %	
Louis D. Greenwald	101	50.75%	
Pamela R. Lampitt	98	49.25%	
Write-In Totals	0	0.00%	
Total Votes Cast	199	100.00%	
Overvotes	0		
Undervotes	27		

DEM Members of the Board of County Commissioners Vote For 2

	TOTAL	VOTE %	
Kate Delany	34	17.17%	
Samuel E. Sweet	31	15.66%	
Louis Cappelli Jr.	67	33.84%	
Jonathan L. Young Sr.	66	33.33%	
Write-In Totals	0	0.00%	
Total Votes Cast	198	100.00%	
Overvotes	14		
Undervotes	14		

Pine Hill District 1

DEM Mayor Pine Hill Borough

Vote For 1

	TOTAL	VOTE %	
Christopher Green	104	100.00%	<div style="width: 100%; height: 10px; background-color: #f0e68c;"></div>
Write-In Totals	0	0.00%	<div style="width: 0%; height: 10px; background-color: #d3d3d3;"></div>
Total Votes Cast	104	100.00%	<div style="width: 100%; height: 10px; background-color: #f0e68c;"></div>
Overvotes	0		
Undervotes	9		

DEM Members of Council Pine Hill Borough

Vote For 2

	TOTAL	VOTE %	
Erica M. Wakeley	100	50.00%	<div style="width: 50%; height: 10px; background-color: #f0e68c;"></div>
Patricia Corry-Gaft	100	50.00%	<div style="width: 50%; height: 10px; background-color: #d3d3d3;"></div>
Write-In Totals	0	0.00%	<div style="width: 0%; height: 10px; background-color: #d3d3d3;"></div>
Total Votes Cast	200	100.00%	<div style="width: 100%; height: 10px; background-color: #f0e68c;"></div>
Overvotes	0		
Undervotes	26		

DEM Male Members of County Committee Pine Hill Borough

Vote For 5

	TOTAL	VOTE %	
Michael Hagarty	99	20.25%	<div style="width: 20.25%; height: 10px; background-color: #f0e68c;"></div>
John Robb	101	20.65%	<div style="width: 20.65%; height: 10px; background-color: #d3d3d3;"></div>
Christopher Morris Jr.	98	20.04%	<div style="width: 20.04%; height: 10px; background-color: #f0e68c;"></div>
James Wakeley	94	19.22%	<div style="width: 19.22%; height: 10px; background-color: #d3d3d3;"></div>
Terence Burke	97	19.84%	<div style="width: 19.84%; height: 10px; background-color: #f0e68c;"></div>
Write-In Totals	0	0.00%	<div style="width: 0%; height: 10px; background-color: #d3d3d3;"></div>
Total Votes Cast	489	100.00%	<div style="width: 100%; height: 10px; background-color: #f0e68c;"></div>
Overvotes	0		
Undervotes	76		

DEM Female Members of County Committee Pine Hill Borough

Vote For 5

	TOTAL	VOTE %	
Patricia Knott	103	20.40%	<div style="width: 20.40%; height: 10px; background-color: #f0e68c;"></div>
Linda Szczesniewski	99	19.60%	<div style="width: 19.60%; height: 10px; background-color: #d3d3d3;"></div>
Sharon M. Young	100	19.80%	<div style="width: 19.80%; height: 10px; background-color: #f0e68c;"></div>
Erica M. Wakeley	100	19.80%	<div style="width: 19.80%; height: 10px; background-color: #d3d3d3;"></div>
Joanne T. Jones	103	20.40%	<div style="width: 20.40%; height: 10px; background-color: #f0e68c;"></div>
Write-In Totals	0	0.00%	<div style="width: 0%; height: 10px; background-color: #d3d3d3;"></div>
Total Votes Cast	505	100.00%	<div style="width: 100%; height: 10px; background-color: #f0e68c;"></div>
Overvotes	0		
Undervotes	60		

Pine Hill District 1




REP Member of State Senate 6th Legislative District

Vote For 1

	TOTAL	VOTE %
NO PETITION FILED	0	
Write-In Totals	0	
Total Votes Cast	0	
Overvotes	0	
Undervotes	20	




REP Members of the General Assembly 6th Legislative District

Vote For 2

	TOTAL	VOTE %
Daniel M. Kenny	20	54.05% 
Danielle M. Barry	17	45.95% 
Write-In Totals	0	0.00%
Total Votes Cast	37	100.00% 
Overvotes	0	
Undervotes	3	

REP Members of the Board of County Commissioners

Vote For 2

	TOTAL	VOTE %
Jason Fanning	18	51.43% 
Norman C. Rebel Jr.	17	48.57% 
Write-In Totals	0	0.00%
Total Votes Cast	35	100.00% 
Overvotes	0	
Undervotes	5	

REP Mayor Pine Hill Borough

Vote For 1

	TOTAL	VOTE %
NO PETITION FILED	0	
Write-In Totals	0	
Total Votes Cast	0	
Overvotes	0	
Undervotes	20	

REP Members of Council Pine Hill Borough




Vote For 2

	TOTAL	VOTE %
NO PETITION FILED	0	
NO PETITION FILED	0	
Write-In Totals	0	
Total Votes Cast	0	
Overvotes	0	
Undervotes	40	





Pine Hill District 2

Statistics	TOTAL
Registered Voters - Total	1,311
Registered Voters - NONPARTISAN	532
Registered Voters - DEMOCRAT	525
Registered Voters - REPUBLICAN	254
Ballots Cast - Total	115
Ballots Cast - NONPARTISAN	0
Ballots Cast - DEMOCRAT	90
Ballots Cast - REPUBLICAN	25
Ballots Cast - Blank	0
Voter Turnout - Total	8.77%
Voter Turnout - NONPARTISAN	0.00%
Voter Turnout - DEMOCRAT	17.14%
Voter Turnout - REPUBLICAN	9.84%







DEM Member of State Senate 6th Legislative District Vote For 1

	TOTAL	VOTE %	
James Beach	84	100.00%	
Write-In Totals	0	0.00%	
Total Votes Cast	84	100.00%	
Overvotes	0		
Undervotes	6		

DEM Members of the General Assembly 6th Legislative District Vote For 2

	TOTAL	VOTE %	
Louis D. Greenwald	83	49.70%	
Pamela R. Lampitt	84	50.30%	
Write-In Totals	0	0.00%	
Total Votes Cast	167	100.00%	
Overvotes	0		
Undervotes	13		

DEM Members of the Board of County Commissioners Vote For 2

	TOTAL	VOTE %	
Kate Delany	21	12.65%	
Samuel E. Sweet	20	12.05%	
Louis Cappelli Jr.	65	39.16%	
Jonathan L. Young Sr.	60	36.14%	
Write-In Totals	0	0.00%	
Total Votes Cast	166	100.00%	
Overvotes	4		
Undervotes	10		

Pine Hill District 2

DEM Mayor Pine Hill Borough

Vote For 1

	TOTAL	VOTE %	
Christopher Green	84	100.00%	<div style="width: 100%; height: 10px; background-color: #f0e68c;"></div>
Write-In Totals	0	0.00%	<div style="width: 0%; height: 10px; background-color: #d3d3d3;"></div>
Total Votes Cast	84	100.00%	<div style="width: 100%; height: 10px; background-color: #f0e68c;"></div>
Overvotes	0		
Undervotes	6		

DEM Members of Council Pine Hill Borough

Vote For 2

	TOTAL	VOTE %	
Erica M. Wakeley	85	51.20%	<div style="width: 51.2%; height: 10px; background-color: #f0e68c;"></div>
Patricia Corry-Gaft	81	48.80%	<div style="width: 48.8%; height: 10px; background-color: #d3d3d3;"></div>
Write-In Totals	0	0.00%	<div style="width: 0%; height: 10px; background-color: #d3d3d3;"></div>
Total Votes Cast	166	100.00%	<div style="width: 100%; height: 10px; background-color: #f0e68c;"></div>
Overvotes	0		
Undervotes	14		

DEM Male Members of County Committee Pine Hill Borough

Vote For 5

	TOTAL	VOTE %	
Michael Hagarty	82	20.10%	<div style="width: 20.1%; height: 10px; background-color: #f0e68c;"></div>
John Robb	81	19.85%	<div style="width: 19.85%; height: 10px; background-color: #d3d3d3;"></div>
Christopher Morris Jr.	82	20.10%	<div style="width: 20.1%; height: 10px; background-color: #d3d3d3;"></div>
James Wakeley	82	20.10%	<div style="width: 20.1%; height: 10px; background-color: #d3d3d3;"></div>
Terence Burke	81	19.85%	<div style="width: 19.85%; height: 10px; background-color: #d3d3d3;"></div>
Write-In Totals	0	0.00%	<div style="width: 0%; height: 10px; background-color: #d3d3d3;"></div>
Total Votes Cast	408	100.00%	<div style="width: 100%; height: 10px; background-color: #f0e68c;"></div>
Overvotes	0		
Undervotes	42		

DEM Female Members of County Committee Pine Hill Borough

Vote For 5

	TOTAL	VOTE %	
Patricia Knott	83	19.62%	<div style="width: 19.62%; height: 10px; background-color: #f0e68c;"></div>
Linda Szczesniewski	85	20.09%	<div style="width: 20.09%; height: 10px; background-color: #d3d3d3;"></div>
Sharon M. Young	85	20.09%	<div style="width: 20.09%; height: 10px; background-color: #d3d3d3;"></div>
Erica M. Wakeley	85	20.09%	<div style="width: 20.09%; height: 10px; background-color: #d3d3d3;"></div>
Joanne T. Jones	85	20.09%	<div style="width: 20.09%; height: 10px; background-color: #d3d3d3;"></div>
Write-In Totals	0	0.00%	<div style="width: 0%; height: 10px; background-color: #d3d3d3;"></div>
Total Votes Cast	423	100.00%	<div style="width: 100%; height: 10px; background-color: #f0e68c;"></div>
Overvotes	0		
Undervotes	27		

Pine Hill District 2

REP Member of State Senate 6th Legislative District

Vote For 1

	TOTAL	VOTE %	
NO PETITION FILED	0	0.00%	<div style="width: 0%;"></div>
Write-In Totals	1	100.00%	<div style="width: 100%;"></div>
Total Votes Cast	1	100.00%	<div style="width: 100%;"></div>
Overvotes	0		
Undervotes	24		

REP Members of the General Assembly 6th Legislative District

Vote For 2

	TOTAL	VOTE %	
Daniel M. Kenny	24	48.98%	<div style="width: 48.98%;"></div>
Danielle M. Barry	25	51.02%	<div style="width: 51.02%;"></div>
Write-In Totals	0	0.00%	<div style="width: 0%;"></div>
Total Votes Cast	49	100.00%	<div style="width: 100%;"></div>
Overvotes	0		
Undervotes	1		

REP Members of the Board of County Commissioners

Vote For 2

	TOTAL	VOTE %	
Jason Fanning	25	51.02%	<div style="width: 51.02%;"></div>
Norman C. Rebel Jr.	24	48.98%	<div style="width: 48.98%;"></div>
Write-In Totals	0	0.00%	<div style="width: 0%;"></div>
Total Votes Cast	49	100.00%	<div style="width: 100%;"></div>
Overvotes	0		
Undervotes	1		

REP Mayor Pine Hill Borough

Vote For 1

	TOTAL	VOTE %	
NO PETITION FILED	0		
Write-In Totals	0		
Total Votes Cast	0		
Overvotes	0		
Undervotes	25		

REP Members of Council Pine Hill Borough

Vote For 2

	TOTAL	VOTE %	
NO PETITION FILED	0		
NO PETITION FILED	0		
Write-In Totals	0		
Total Votes Cast	0		
Overvotes	0		
Undervotes	50		

Pine Hill District 3

Statistics	TOTAL
Registered Voters - Total	1,397
Registered Voters - NONPARTISAN	506
Registered Voters - DEMOCRAT	617
Registered Voters - REPUBLICAN	274
Ballots Cast - Total	125
Ballots Cast - NONPARTISAN	0
Ballots Cast - DEMOCRAT	106
Ballots Cast - REPUBLICAN	19
Ballots Cast - Blank	0
Voter Turnout - Total	8.95%
Voter Turnout - NONPARTISAN	0.00%
Voter Turnout - DEMOCRAT	17.18%
Voter Turnout - REPUBLICAN	6.93%

DEM Member of State Senate 6th Legislative District Vote For 1

	TOTAL	VOTE %	
James Beach	100	100.00%	<div style="width: 100%; height: 10px; background-color: #ffc107;"></div>
Write-In Totals	0	0.00%	<div style="width: 0%; height: 10px; background-color: #6c757d;"></div>
Total Votes Cast	100	100.00%	<div style="width: 100%; height: 10px; background-color: #ffc107;"></div>
Overvotes	0		
Undervotes	6		

DEM Members of the General Assembly 6th Legislative District Vote For 2

	TOTAL	VOTE %	
Louis D. Greenwald	94	49.21%	<div style="width: 49.21%; height: 10px; background-color: #ffc107;"></div>
Pamela R. Lampitt	97	50.79%	<div style="width: 50.79%; height: 10px; background-color: #ffc107;"></div>
Write-In Totals	0	0.00%	<div style="width: 0%; height: 10px; background-color: #6c757d;"></div>
Total Votes Cast	191	100.00%	<div style="width: 100%; height: 10px; background-color: #ffc107;"></div>
Overvotes	0		
Undervotes	21		

DEM Members of the Board of County Commissioners Vote For 2

	TOTAL	VOTE %	
Kate Delany	25	13.02%	<div style="width: 13.02%; height: 10px; background-color: #ffc107;"></div>
Samuel E. Sweet	21	10.94%	<div style="width: 10.94%; height: 10px; background-color: #ffc107;"></div>
Louis Cappelli Jr.	74	38.54%	<div style="width: 38.54%; height: 10px; background-color: #ffc107;"></div>
Jonathan L. Young Sr.	72	37.50%	<div style="width: 37.50%; height: 10px; background-color: #ffc107;"></div>
Write-In Totals	0	0.00%	<div style="width: 0%; height: 10px; background-color: #6c757d;"></div>
Total Votes Cast	192	100.00%	<div style="width: 100%; height: 10px; background-color: #ffc107;"></div>
Overvotes	8		
Undervotes	12		

Pine Hill District 3

DEM Mayor Pine Hill Borough

Vote For 1

	TOTAL	VOTE %	
Christopher Green	97	100.00%	<div style="width: 100%; height: 10px; background-color: #f0e68c;"></div>
Write-In Totals	0	0.00%	<div style="width: 0%; height: 10px; background-color: #d3d3d3;"></div>
Total Votes Cast	97	100.00%	<div style="width: 100%; height: 10px; background-color: #f0e68c;"></div>
Overvotes	0		
Undervotes	9		

DEM Members of Council Pine Hill Borough

Vote For 2

	TOTAL	VOTE %	
Erica M. Wakeley	98	49.49%	<div style="width: 49.49%; height: 10px; background-color: #f0e68c;"></div>
Patricia Corry-Gaft	100	50.51%	<div style="width: 50.51%; height: 10px; background-color: #d3d3d3;"></div>
Write-In Totals	0	0.00%	<div style="width: 0%; height: 10px; background-color: #d3d3d3;"></div>
Total Votes Cast	198	100.00%	<div style="width: 100%; height: 10px; background-color: #f0e68c;"></div>
Overvotes	0		
Undervotes	14		

DEM Male Members of County Committee Pine Hill Borough

Vote For 5

	TOTAL	VOTE %	
Michael Hagarty	97	20.00%	<div style="width: 20.00%; height: 10px; background-color: #f0e68c;"></div>
John Robb	97	20.00%	<div style="width: 20.00%; height: 10px; background-color: #d3d3d3;"></div>
Christopher Morris Jr.	98	20.21%	<div style="width: 20.21%; height: 10px; background-color: #f0e68c;"></div>
James Wakeley	96	19.79%	<div style="width: 19.79%; height: 10px; background-color: #d3d3d3;"></div>
Terence Burke	97	20.00%	<div style="width: 20.00%; height: 10px; background-color: #f0e68c;"></div>
Write-In Totals	0	0.00%	<div style="width: 0%; height: 10px; background-color: #d3d3d3;"></div>
Total Votes Cast	485	100.00%	<div style="width: 100%; height: 10px; background-color: #f0e68c;"></div>
Overvotes	0		
Undervotes	45		

DEM Female Members of County Committee Pine Hill Borough

Vote For 5

	TOTAL	VOTE %	
Patricia Knott	97	20.38%	<div style="width: 20.38%; height: 10px; background-color: #f0e68c;"></div>
Linda Szczesniewski	94	19.75%	<div style="width: 19.75%; height: 10px; background-color: #d3d3d3;"></div>
Sharon M. Young	96	20.17%	<div style="width: 20.17%; height: 10px; background-color: #f0e68c;"></div>
Erica M. Wakeley	95	19.96%	<div style="width: 19.96%; height: 10px; background-color: #d3d3d3;"></div>
Joanne T. Jones	94	19.75%	<div style="width: 19.75%; height: 10px; background-color: #f0e68c;"></div>
Write-In Totals	0	0.00%	<div style="width: 0%; height: 10px; background-color: #d3d3d3;"></div>
Total Votes Cast	476	100.00%	<div style="width: 100%; height: 10px; background-color: #f0e68c;"></div>
Overvotes	0		
Undervotes	54		

Pine Hill District 3




REP Member of State Senate 6th Legislative District

Vote For 1

	TOTAL	VOTE %
NO PETITION FILED	0	
Write-In Totals	0	
Total Votes Cast	0	
Overvotes	0	
Undervotes	19	




REP Members of the General Assembly 6th Legislative District

Vote For 2

	TOTAL	VOTE %
Daniel M. Kenny	18	48.65% 
Danielle M. Barry	19	51.35% 
Write-In Totals	0	0.00%
Total Votes Cast	37	100.00% 
Overvotes	0	
Undervotes	1	

REP Members of the Board of County Commissioners

Vote For 2

	TOTAL	VOTE %
Jason Fanning	19	51.35% 
Norman C. Rebel Jr.	18	48.65% 
Write-In Totals	0	0.00%
Total Votes Cast	37	100.00% 
Overvotes	0	
Undervotes	1	

REP Mayor Pine Hill Borough

Vote For 1

	TOTAL	VOTE %
NO PETITION FILED	0	
Write-In Totals	0	
Total Votes Cast	0	
Overvotes	0	
Undervotes	19	

REP Members of Council Pine Hill Borough

Vote For 2

	TOTAL	VOTE %
NO PETITION FILED	0	
NO PETITION FILED	0	
Write-In Totals	0	
Total Votes Cast	0	
Overvotes	0	
Undervotes	38	

Pine Hill District 4

Statistics	TOTAL
Registered Voters - Total	1,394
Registered Voters - NONPARTISAN	482
Registered Voters - DEMOCRAT	791
Registered Voters - REPUBLICAN	121
Ballots Cast - Total	152
Ballots Cast - NONPARTISAN	0
Ballots Cast - DEMOCRAT	136
Ballots Cast - REPUBLICAN	16
Ballots Cast - Blank	0
Voter Turnout - Total	10.90%
Voter Turnout - NONPARTISAN	0.00%
Voter Turnout - DEMOCRAT	17.19%
Voter Turnout - REPUBLICAN	13.22%

DEM Member of State Senate 6th Legislative District Vote For 1

	TOTAL	VOTE %	
James Beach	131	100.00%	<div style="width: 100%; height: 10px; background-color: #ffc107;"></div>
Write-In Totals	0	0.00%	<div style="width: 0%; height: 10px; background-color: #6c757d;"></div>
Total Votes Cast	131	100.00%	<div style="width: 100%; height: 10px; background-color: #ffc107;"></div>
Overvotes	0		
Undervotes	5		

DEM Members of the General Assembly 6th Legislative District Vote For 2

	TOTAL	VOTE %	
Louis D. Greenwald	124	50.00%	<div style="width: 50%; height: 10px; background-color: #ffc107;"></div>
Pamela R. Lampitt	124	50.00%	<div style="width: 50%; height: 10px; background-color: #ffc107;"></div>
Write-In Totals	0	0.00%	<div style="width: 0%; height: 10px; background-color: #6c757d;"></div>
Total Votes Cast	248	100.00%	<div style="width: 100%; height: 10px; background-color: #ffc107;"></div>
Overvotes	0		
Undervotes	24		

DEM Members of the Board of County Commissioners Vote For 2

	TOTAL	VOTE %	
Kate Delany	35	15.09%	<div style="width: 15.09%; height: 10px; background-color: #ffc107;"></div>
Samuel E. Sweet	23	9.91%	<div style="width: 9.91%; height: 10px; background-color: #ffc107;"></div>
Louis Cappelli Jr.	86	37.07%	<div style="width: 37.07%; height: 10px; background-color: #ffc107;"></div>
Jonathan L. Young Sr.	88	37.93%	<div style="width: 37.93%; height: 10px; background-color: #ffc107;"></div>
Write-In Totals	0	0.00%	<div style="width: 0%; height: 10px; background-color: #6c757d;"></div>
Total Votes Cast	232	100.00%	<div style="width: 100%; height: 10px; background-color: #ffc107;"></div>
Overvotes	24		
Undervotes	16		

Pine Hill District 4

DEM Mayor Pine Hill Borough

Vote For 1

	TOTAL	VOTE %	
Christopher Green	124	100.00%	<div style="width: 100%; height: 10px; background-color: #f0e68c;"></div>
Write-In Totals	0	0.00%	<div style="width: 0%; height: 10px; background-color: #d3d3d3;"></div>
Total Votes Cast	124	100.00%	<div style="width: 100%; height: 10px; background-color: #f0e68c;"></div>
Overvotes	0		
Undervotes	12		

DEM Members of Council Pine Hill Borough

Vote For 2

	TOTAL	VOTE %	
Erica M. Wakeley	126	49.80%	<div style="width: 49.8%; height: 10px; background-color: #f0e68c;"></div>
Patricia Corry-Gaft	127	50.20%	<div style="width: 50.2%; height: 10px; background-color: #d3d3d3;"></div>
Write-In Totals	0	0.00%	<div style="width: 0%; height: 10px; background-color: #d3d3d3;"></div>
Total Votes Cast	253	100.00%	<div style="width: 100%; height: 10px; background-color: #f0e68c;"></div>
Overvotes	0		
Undervotes	19		

DEM Male Members of County Committee Pine Hill Borough

Vote For 5

	TOTAL	VOTE %	
Michael Hagarty	126	20.59%	<div style="width: 20.59%; height: 10px; background-color: #f0e68c;"></div>
John Robb	124	20.26%	<div style="width: 20.26%; height: 10px; background-color: #d3d3d3;"></div>
Christopher Morris Jr.	124	20.26%	<div style="width: 20.26%; height: 10px; background-color: #d3d3d3;"></div>
James Wakeley	119	19.44%	<div style="width: 19.44%; height: 10px; background-color: #f0e68c;"></div>
Terence Burke	119	19.44%	<div style="width: 19.44%; height: 10px; background-color: #d3d3d3;"></div>
Write-In Totals	0	0.00%	<div style="width: 0%; height: 10px; background-color: #d3d3d3;"></div>
Total Votes Cast	612	100.00%	<div style="width: 100%; height: 10px; background-color: #f0e68c;"></div>
Overvotes	0		
Undervotes	68		

DEM Female Members of County Committee Pine Hill Borough

Vote For 5

	TOTAL	VOTE %	
Patricia Knott	123	20.07%	<div style="width: 20.07%; height: 10px; background-color: #f0e68c;"></div>
Linda Szczesniewski	120	19.58%	<div style="width: 19.58%; height: 10px; background-color: #d3d3d3;"></div>
Sharon M. Young	127	20.72%	<div style="width: 20.72%; height: 10px; background-color: #d3d3d3;"></div>
Erica M. Wakeley	122	19.90%	<div style="width: 19.90%; height: 10px; background-color: #f0e68c;"></div>
Joanne T. Jones	121	19.74%	<div style="width: 19.74%; height: 10px; background-color: #d3d3d3;"></div>
Write-In Totals	0	0.00%	<div style="width: 0%; height: 10px; background-color: #d3d3d3;"></div>
Total Votes Cast	613	100.00%	<div style="width: 100%; height: 10px; background-color: #f0e68c;"></div>
Overvotes	0		
Undervotes	67		

Pine Hill District 4




REP Member of State Senate 6th Legislative District

Vote For 1

	TOTAL	VOTE %
NO PETITION FILED	0	
Write-In Totals	0	
Total Votes Cast	0	
Overvotes	0	
Undervotes	16	




REP Members of the General Assembly 6th Legislative District

Vote For 2

	TOTAL	VOTE %
Daniel M. Kenny	15	48.39% 
Danielle M. Barry	16	51.61% 
Write-In Totals	0	0.00%
Total Votes Cast	31	100.00% 
Overvotes	0	
Undervotes	1	

REP Members of the Board of County Commissioners

Vote For 2

	TOTAL	VOTE %
Jason Fanning	15	48.39% 
Norman C. Rebel Jr.	16	51.61% 
Write-In Totals	0	0.00%
Total Votes Cast	31	100.00% 
Overvotes	0	
Undervotes	1	

REP Mayor Pine Hill Borough

Vote For 1

	TOTAL	VOTE %
NO PETITION FILED	0	
Write-In Totals	0	
Total Votes Cast	0	
Overvotes	0	
Undervotes	16	

REP Members of Council Pine Hill Borough




Vote For 2

	TOTAL	VOTE %
NO PETITION FILED	0	
NO PETITION FILED	0	
Write-In Totals	0	
Total Votes Cast	0	
Overvotes	0	
Undervotes	32	





Pine Hill District 5

Statistics	TOTAL
Registered Voters - Total	1,368
Registered Voters - NONPARTISAN	510
Registered Voters - DEMOCRAT	569
Registered Voters - REPUBLICAN	289
Ballots Cast - Total	137
Ballots Cast - NONPARTISAN	0
Ballots Cast - DEMOCRAT	104
Ballots Cast - REPUBLICAN	33
Ballots Cast - Blank	1
Voter Turnout - Total	10.01%
Voter Turnout - NONPARTISAN	0.00%
Voter Turnout - DEMOCRAT	18.28%
Voter Turnout - REPUBLICAN	11.42%







DEM Member of State Senate 6th Legislative District Vote For 1

	TOTAL	VOTE %	
James Beach	93	100.00%	
Write-In Totals	0	0.00%	
Total Votes Cast	93	100.00%	
Overvotes	0		
Undervotes	11		

DEM Members of the General Assembly 6th Legislative District Vote For 2

	TOTAL	VOTE %	
Louis D. Greenwald	96	50.79%	
Pamela R. Lampitt	93	49.21%	
Write-In Totals	0	0.00%	
Total Votes Cast	189	100.00%	
Overvotes	0		
Undervotes	19		

DEM Members of the Board of County Commissioners Vote For 2

	TOTAL	VOTE %	
Kate Delany	21	11.11%	
Samuel E. Sweet	17	8.99%	
Louis Cappelli Jr.	76	40.21%	
Jonathan L. Young Sr.	75	39.68%	
Write-In Totals	0	0.00%	
Total Votes Cast	189	100.00%	
Overvotes	10		
Undervotes	9		

Pine Hill District 5

DEM Mayor Pine Hill Borough

Vote For 1

	TOTAL	VOTE %	
Christopher Green	95	98.96%	<div style="width: 98.96%;"><div style="width: 98.96%;"></div></div>
Write-In Totals	1	1.04%	<div style="width: 1.04%;"><div style="width: 1.04%;"></div></div>
Total Votes Cast	96	100.00%	<div style="width: 100.00%;"><div style="width: 100.00%;"></div></div>
Overvotes	0		
Undervotes	8		

DEM Members of Council Pine Hill Borough

Vote For 2

	TOTAL	VOTE %	
Erica M. Wakeley	92	49.20%	<div style="width: 49.20%;"><div style="width: 49.20%;"></div></div>
Patricia Corry-Gaft	95	50.80%	<div style="width: 50.80%;"><div style="width: 50.80%;"></div></div>
Write-In Totals	0	0.00%	<div style="width: 0.00%;"><div style="width: 0.00%;"></div></div>
Total Votes Cast	187	100.00%	<div style="width: 100.00%;"><div style="width: 100.00%;"></div></div>
Overvotes	0		
Undervotes	21		

DEM Male Members of County Committee Pine Hill Borough

Vote For 5

	TOTAL	VOTE %	
Michael Hagarty	95	20.56%	<div style="width: 20.56%;"><div style="width: 20.56%;"></div></div>
John Robb	92	19.91%	<div style="width: 19.91%;"><div style="width: 19.91%;"></div></div>
Christopher Morris Jr.	91	19.70%	<div style="width: 19.70%;"><div style="width: 19.70%;"></div></div>
James Wakeley	92	19.91%	<div style="width: 19.91%;"><div style="width: 19.91%;"></div></div>
Terence Burke	92	19.91%	<div style="width: 19.91%;"><div style="width: 19.91%;"></div></div>
Write-In Totals	0	0.00%	<div style="width: 0.00%;"><div style="width: 0.00%;"></div></div>
Total Votes Cast	462	100.00%	<div style="width: 100.00%;"><div style="width: 100.00%;"></div></div>
Overvotes	0		
Undervotes	58		

DEM Female Members of County Committee Pine Hill Borough

Vote For 5

	TOTAL	VOTE %	
Patricia Knott	96	20.73%	<div style="width: 20.73%;"><div style="width: 20.73%;"></div></div>
Linda Szczesniewski	90	19.44%	<div style="width: 19.44%;"><div style="width: 19.44%;"></div></div>
Sharon M. Young	93	20.09%	<div style="width: 20.09%;"><div style="width: 20.09%;"></div></div>
Erica M. Wakeley	92	19.87%	<div style="width: 19.87%;"><div style="width: 19.87%;"></div></div>
Joanne T. Jones	92	19.87%	<div style="width: 19.87%;"><div style="width: 19.87%;"></div></div>
Write-In Totals	0	0.00%	<div style="width: 0.00%;"><div style="width: 0.00%;"></div></div>
Total Votes Cast	463	100.00%	<div style="width: 100.00%;"><div style="width: 100.00%;"></div></div>
Overvotes	0		
Undervotes	57		

Pine Hill District 5

REP Member of State Senate 6th Legislative District

Vote For 1

	TOTAL	VOTE %	
NO PETITION FILED	0	0.00%	<div style="width: 0%; background-color: #cccccc;"></div>
Write-In Totals	3	100.00%	<div style="width: 100%; background-color: #f1c40f;"></div>
Total Votes Cast	3	100.00%	<div style="width: 100%; background-color: #f1c40f;"></div>
Overvotes	0		
Undervotes	30		

REP Members of the General Assembly 6th Legislative District

Vote For 2

	TOTAL	VOTE %	
Daniel M. Kenny	28	45.16%	<div style="width: 45.16%; background-color: #f1c40f;"></div>
Danielle M. Barry	30	48.39%	<div style="width: 48.39%; background-color: #f1c40f;"></div>
Write-In Totals	4	6.45%	<div style="width: 6.45%; background-color: #f1c40f;"></div>
Total Votes Cast	62	100.00%	<div style="width: 100%; background-color: #f1c40f;"></div>
Overvotes	0		
Undervotes	4		

REP Members of the Board of County Commissioners

Vote For 2

	TOTAL	VOTE %	
Jason Fanning	29	46.77%	<div style="width: 46.77%; background-color: #f1c40f;"></div>
Norman C. Rebel Jr.	29	46.77%	<div style="width: 46.77%; background-color: #f1c40f;"></div>
Write-In Totals	4	6.45%	<div style="width: 6.45%; background-color: #f1c40f;"></div>
Total Votes Cast	62	100.00%	<div style="width: 100%; background-color: #f1c40f;"></div>
Overvotes	0		
Undervotes	4		

REP Mayor Pine Hill Borough

Vote For 1

	TOTAL	VOTE %	
NO PETITION FILED	0	0.00%	<div style="width: 0%; background-color: #cccccc;"></div>
Write-In Totals	4	100.00%	<div style="width: 100%; background-color: #f1c40f;"></div>
Total Votes Cast	4	100.00%	<div style="width: 100%; background-color: #f1c40f;"></div>
Overvotes	0		
Undervotes	29		

REP Members of Council Pine Hill Borough

Vote For 2

	TOTAL	VOTE %	
NO PETITION FILED	0	0.00%	<div style="width: 0%; background-color: #cccccc;"></div>
NO PETITION FILED	0	0.00%	<div style="width: 0%; background-color: #cccccc;"></div>
Write-In Totals	5	100.00%	<div style="width: 100%; background-color: #f1c40f;"></div>
Total Votes Cast	5	100.00%	<div style="width: 100%; background-color: #f1c40f;"></div>
Overvotes	0		
Undervotes	61		

Pine Hill District 6 Suppressed

Statistics	TOTAL
Registered Voters - Total	680
Registered Voters - NONPARTISAN	248
Registered Voters - DEMOCRAT	359
Registered Voters - REPUBLICAN	73
Ballots Cast - Total	46
Ballots Cast - NONPARTISAN	0
Ballots Cast - DEMOCRAT	40
Ballots Cast - REPUBLICAN	6
Ballots Cast - Blank	0
Voter Turnout - Total	6.76%
Voter Turnout - NONPARTISAN	0.00%
Voter Turnout - DEMOCRAT	11.14%
Voter Turnout - REPUBLICAN	8.22%

DEM Member of State Senate 6th Legislative District Vote For 1

	TOTAL	VOTE %	
James Beach	40	100.00%	<div style="width: 100%; background-color: #f1c40f;"></div>
Write-In Totals	0	0.00%	<div style="width: 0%; background-color: #95a5a6;"></div>
Total Votes Cast	40	100.00%	<div style="width: 100%; background-color: #f1c40f;"></div>
Overvotes	0		
Undervotes	0		

DEM Members of the General Assembly 6th Legislative District Vote For 2

	TOTAL	VOTE %	
Louis D. Greenwald	38	52.05%	<div style="width: 52.05%; background-color: #f1c40f;"></div>
Pamela R. Lampitt	35	47.95%	<div style="width: 47.95%; background-color: #f1c40f;"></div>
Write-In Totals	0	0.00%	<div style="width: 0%; background-color: #95a5a6;"></div>
Total Votes Cast	73	100.00%	<div style="width: 100%; background-color: #f1c40f;"></div>
Overvotes	0		
Undervotes	7		




DEM Members of the Board of County Commissioners Vote For 2

	TOTAL	VOTE %	
Kate Delany	10	13.51%	<div style="width: 13.51%; background-color: #f1c40f;"></div>
Samuel E. Sweet	8	10.81%	<div style="width: 10.81%; background-color: #f1c40f;"></div>
Louis Cappelli Jr.	25	33.78%	<div style="width: 33.78%; background-color: #f1c40f;"></div>
Jonathan L. Young Sr.	31	41.89%	<div style="width: 41.89%; background-color: #f1c40f;"></div>
Write-In Totals	0	0.00%	<div style="width: 0%; background-color: #95a5a6;"></div>
Total Votes Cast	74	100.00%	<div style="width: 100%; background-color: #f1c40f;"></div>
Overvotes	2		
Undervotes	4		

Pine Hill District 6 Suppressed





DEM Mayor Pine Hill Borough

Vote For 1

	TOTAL	VOTE %	
Christopher Green	36	94.74%	
Write-In Totals	2	5.26%	
Total Votes Cast	38	100.00%	
Overvotes	0		
Undervotes	2		








DEM Members of Council Pine Hill Borough

Vote For 2

	TOTAL	VOTE %	
Erica M. Wakeley	37	48.05%	
Patricia Corry-Gaft	38	49.35%	
Write-In Totals	2	2.60%	
Total Votes Cast	77	100.00%	
Overvotes	0		
Undervotes	3		








DEM Male Members of County Committee Pine Hill Borough

Vote For 5

	TOTAL	VOTE %	
Michael Hagarty	38	19.79%	
John Robb	38	19.79%	
Christopher Morris Jr.	38	19.79%	
James Wakeley	36	18.75%	
Terence Burke	37	19.27%	
Write-In Totals	5	2.60%	
Total Votes Cast	192	100.00%	
Overvotes	0		
Undervotes	8		

DEM Female Members of County Committee Pine Hill Borough

Vote For 5

	TOTAL	VOTE %	
Patricia Knott	37	19.68%	
Linda Szczesniewski	36	19.15%	
Sharon M. Young	38	20.21%	
Erica M. Wakeley	36	19.15%	
Joanne T. Jones	36	19.15%	
Write-In Totals	5	2.66%	
Total Votes Cast	188	100.00%	
Overvotes	0		
Undervotes	12		

Pine Hill District 6 Suppressed

REP Member of State Senate 6th Legislative District

Vote For 1

TOTAL VOTE %

NO PETITION FILED

Write-In Totals

Total Votes Cast

Overvotes

Undervotes

REP Members of the General Assembly 6th Legislative District

Vote For 2

TOTAL VOTE %

Daniel M. Kenny

Danielle M. Barry

Write-In Totals

Total Votes Cast

Overvotes

Undervotes

REP Members of the Board of County Commissioners

Vote For 2

TOTAL VOTE %

Jason Fanning

Norman C. Rebel Jr.

Write-In Totals

Total Votes Cast

Overvotes

Undervotes

REP Mayor Pine Hill Borough

Vote For 1

TOTAL VOTE %

NO PETITION FILED

Write-In Totals

Total Votes Cast

Overvotes

Undervotes

REP Members of Council Pine Hill Borough

Vote For 2

TOTAL VOTE %

NO PETITION FILED

NO PETITION FILED

Write-In Totals

Total Votes Cast




Overvotes

Undervotes





Runnemede District 1

Statistics	TOTAL
Registered Voters - Total	818
Registered Voters - NONPARTISAN	287
Registered Voters - DEMOCRAT	365
Registered Voters - REPUBLICAN	166
Ballots Cast - Total	98
Ballots Cast - NONPARTISAN	0
Ballots Cast - DEMOCRAT	75
Ballots Cast - REPUBLICAN	23
Ballots Cast - Blank	1
Voter Turnout - Total	11.98%
Voter Turnout - NONPARTISAN	0.00%
Voter Turnout - DEMOCRAT	20.55%
Voter Turnout - REPUBLICAN	13.86%







DEM Member of State Senate 5th Legislative District Vote For 1

	TOTAL	VOTE %	
Nilsa Cruz-Perez	65	100.00%	
Write-In Totals	0	0.00%	
Total Votes Cast	65	100.00%	
Overvotes	0		
Undervotes	10		

DEM Members of the General Assembly 5th Legislative District Vote For 2

	TOTAL	VOTE %	
William F. Moen Jr.	63	50.40%	
William W. Spearman	62	49.60%	
Write-In Totals	0	0.00%	
Total Votes Cast	125	100.00%	
Overvotes	0		
Undervotes	25		

DEM Members of the Board of County Commissioners Vote For 2

	TOTAL	VOTE %	
Kate Delany	26	18.84%	
Samuel E. Sweet	24	17.39%	
Louis Cappelli Jr.	44	31.88%	
Jonathan L. Young Sr.	44	31.88%	
Write-In Totals	0	0.00%	
Total Votes Cast	138	100.00%	
Overvotes	4		
Undervotes	8		

Runnemedede District 1

DEM Members of Council Runnemedede Borough

Vote For 2

	TOTAL	VOTE %	
Patricia Tartaglia-Passio	58	48.74%	<div style="width: 48.74%;"><div style="width: 48.74%;"></div></div>
Daniel Murray	61	51.26%	<div style="width: 51.26%;"><div style="width: 51.26%;"></div></div>
Write-In Totals	0	0.00%	<div style="width: 0%;"><div style="width: 0%;"></div></div>
Total Votes Cast	119	100.00%	<div style="width: 100%;"><div style="width: 100%;"></div></div>
Overvotes	0		
Undervotes	31		

DEM Male Members of County Committee Runnemedede Borough

Vote For 4

	TOTAL	VOTE %	
Mark Jones	24	9.84%	<div style="width: 9.84%;"><div style="width: 9.84%;"></div></div>
George Butrica	46	18.85%	<div style="width: 18.85%;"><div style="width: 18.85%;"></div></div>
Bernard Moore	58	23.77%	<div style="width: 23.77%;"><div style="width: 23.77%;"></div></div>
John Wark	59	24.18%	<div style="width: 24.18%;"><div style="width: 24.18%;"></div></div>
Edwin White	57	23.36%	<div style="width: 23.36%;"><div style="width: 23.36%;"></div></div>
Write-In Totals	0	0.00%	<div style="width: 0%;"><div style="width: 0%;"></div></div>
Total Votes Cast	244	100.00%	<div style="width: 100%;"><div style="width: 100%;"></div></div>
Overvotes	8		
Undervotes	48		

DEM Female Members of County Committee Runnemedede Borough

Vote For 4

	TOTAL	VOTE %	
Roseann Stanley	24	9.88%	<div style="width: 9.88%;"><div style="width: 9.88%;"></div></div>
Virginia Betteridge	50	20.58%	<div style="width: 20.58%;"><div style="width: 20.58%;"></div></div>
Gladys Britton	55	22.63%	<div style="width: 22.63%;"><div style="width: 22.63%;"></div></div>
Shannon Burrini	56	23.05%	<div style="width: 23.05%;"><div style="width: 23.05%;"></div></div>
Donna Starts	58	23.87%	<div style="width: 23.87%;"><div style="width: 23.87%;"></div></div>
Write-In Totals	0	0.00%	<div style="width: 0%;"><div style="width: 0%;"></div></div>
Total Votes Cast	243	100.00%	<div style="width: 100%;"><div style="width: 100%;"></div></div>
Overvotes	12		
Undervotes	45		

REP Member of State Senate 5th Legislative District

Vote For 1

	TOTAL	VOTE %	
Clyde E. Cook	22	100.00%	<div style="width: 100%;"><div style="width: 100%;"></div></div>
Write-In Totals	0	0.00%	<div style="width: 0%;"><div style="width: 0%;"></div></div>
Total Votes Cast	22	100.00%	<div style="width: 100%;"><div style="width: 100%;"></div></div>
Overvotes	0		
Undervotes	1		

Runnemede District 1

REP Members of the General Assembly 5th Legislative District

Vote For 2

	TOTAL	VOTE %	
Joe Miller	22	52.38%	<div style="width: 52.38%; background-color: #f0e68c;"></div>
Yalinda Pagan	20	47.62%	<div style="width: 47.62%; background-color: #f0e68c;"></div>
Write-In Totals	0	0.00%	
Total Votes Cast	42	100.00%	<div style="width: 100%; background-color: #f0e68c;"></div>
Overvotes	0		
Undervotes	4		

REP Members of the Board of County Commissioners

Vote For 2

	TOTAL	VOTE %	
Jason Fanning	22	50.00%	<div style="width: 50.00%; background-color: #f0e68c;"></div>
Norman C. Rebel Jr.	22	50.00%	<div style="width: 50.00%; background-color: #f0e68c;"></div>
Write-In Totals	0	0.00%	
Total Votes Cast	44	100.00%	<div style="width: 100%; background-color: #f0e68c;"></div>
Overvotes	0		
Undervotes	2		

REP Members of Council Runnemede Borough

Vote For 2

	TOTAL	VOTE %	
NO PETITION FILED	0		
NO PETITION FILED	0		
Write-In Totals	0		
Total Votes Cast	0		
Overvotes	0		
Undervotes	46		

Runnemede District 2

Statistics	TOTAL
Registered Voters - Total	1,154
Registered Voters - NONPARTISAN	385
Registered Voters - DEMOCRAT	562
Registered Voters - REPUBLICAN	207
Ballots Cast - Total	160
Ballots Cast - NONPARTISAN	0
Ballots Cast - DEMOCRAT	132
Ballots Cast - REPUBLICAN	28
Ballots Cast - Blank	0
Voter Turnout - Total	13.86%
Voter Turnout - NONPARTISAN	0.00%
Voter Turnout - DEMOCRAT	23.49%
Voter Turnout - REPUBLICAN	13.53%

DEM Member of State Senate 5th Legislative District Vote For 1

	TOTAL	VOTE %	
Nilsa Cruz-Perez	120	100.00%	<div style="width: 100%; height: 10px; background-color: #ffc107;"></div>
Write-In Totals	0	0.00%	<div style="width: 0%; height: 10px; background-color: #6c757d;"></div>
Total Votes Cast	120	100.00%	<div style="width: 100%; height: 10px; background-color: #ffc107;"></div>
Overvotes	0		
Undervotes	12		

DEM Members of the General Assembly 5th Legislative District Vote For 2

	TOTAL	VOTE %	
William F. Moen Jr.	122	51.05%	<div style="width: 51.05%; height: 10px; background-color: #ffc107;"></div>
William W. Spearman	117	48.95%	<div style="width: 48.95%; height: 10px; background-color: #ffc107;"></div>
Write-In Totals	0	0.00%	<div style="width: 0%; height: 10px; background-color: #6c757d;"></div>
Total Votes Cast	239	100.00%	<div style="width: 100%; height: 10px; background-color: #ffc107;"></div>
Overvotes	0		
Undervotes	25		

DEM Members of the Board of County Commissioners Vote For 2

	TOTAL	VOTE %	
Kate Delany	26	10.83%	<div style="width: 10.83%; height: 10px; background-color: #ffc107;"></div>
Samuel E. Sweet	16	6.67%	<div style="width: 6.67%; height: 10px; background-color: #ffc107;"></div>
Louis Cappelli Jr.	102	42.50%	<div style="width: 42.50%; height: 10px; background-color: #ffc107;"></div>
Jonathan L. Young Sr.	96	40.00%	<div style="width: 40.00%; height: 10px; background-color: #ffc107;"></div>
Write-In Totals	0	0.00%	<div style="width: 0%; height: 10px; background-color: #6c757d;"></div>
Total Votes Cast	240	100.00%	<div style="width: 100%; height: 10px; background-color: #ffc107;"></div>
Overvotes	14		
Undervotes	10		

Runnemedede District 2

DEM Members of Council Runnemedede Borough

Vote For 2

	TOTAL	VOTE %	
Patricia Tartaglia-Passio	110	48.67%	<div style="width: 48.67%; background-color: #f0e68c;"></div>
Daniel Murray	116	51.33%	<div style="width: 51.33%; background-color: #f0e68c;"></div>
Write-In Totals	0	0.00%	
Total Votes Cast	226	100.00%	<div style="width: 100%; background-color: #f0e68c;"></div>
Overvotes	0		
Undervotes	38		

DEM Male Members of County Committee Runnemedede Borough

Vote For 4

	TOTAL	VOTE %	
Mark Jones	29	6.42%	<div style="width: 6.42%; background-color: #f0e68c;"></div>
George Butrica	93	20.58%	<div style="width: 20.58%; background-color: #f0e68c;"></div>
Bernard Moore	107	23.67%	<div style="width: 23.67%; background-color: #f0e68c;"></div>
John Wark	115	25.44%	<div style="width: 25.44%; background-color: #f0e68c;"></div>
Edwin White	108	23.89%	<div style="width: 23.89%; background-color: #f0e68c;"></div>
Write-In Totals	0	0.00%	
Total Votes Cast	452	100.00%	<div style="width: 100%; background-color: #f0e68c;"></div>
Overvotes	24		
Undervotes	52		

DEM Female Members of County Committee Runnemedede Borough

Vote For 4

	TOTAL	VOTE %	
Roseann Stanley	27	6.01%	<div style="width: 6.01%; background-color: #f0e68c;"></div>
Virginia Betteridge	103	22.94%	<div style="width: 22.94%; background-color: #f0e68c;"></div>
Gladys Britton	102	22.72%	<div style="width: 22.72%; background-color: #f0e68c;"></div>
Shannon Burrini	111	24.72%	<div style="width: 24.72%; background-color: #f0e68c;"></div>
Donna Starts	106	23.61%	<div style="width: 23.61%; background-color: #f0e68c;"></div>
Write-In Totals	0	0.00%	
Total Votes Cast	449	100.00%	<div style="width: 100%; background-color: #f0e68c;"></div>
Overvotes	36		
Undervotes	43		

REP Member of State Senate 5th Legislative District





Vote For 1

	TOTAL	VOTE %	
Clyde E. Cook	28	100.00%	<div style="width: 100%; background-color: #f0e68c;"></div>
Write-In Totals	0	0.00%	
Total Votes Cast	28	100.00%	<div style="width: 100%; background-color: #f0e68c;"></div>
Overvotes	0		
Undervotes	0		

Runnemede District 2





REP Members of the General Assembly 5th Legislative District

Vote For 2

	TOTAL	VOTE %	
Joe Miller	27	50.94%	
Yalinda Pagan	26	49.06%	
Write-In Totals	0	0.00%	
Total Votes Cast	53	100.00%	
Overvotes	0		
Undervotes	3		

REP Members of the Board of County Commissioners

Vote For 2

	TOTAL	VOTE %	
Jason Fanning	27	50.94%	
Norman C. Rebel Jr.	26	49.06%	
Write-In Totals	0	0.00%	
Total Votes Cast	53	100.00%	
Overvotes	0		
Undervotes	3		

REP Members of Council Runnemede Borough




Vote For 2

	TOTAL	VOTE %
NO PETITION FILED	0	
NO PETITION FILED	0	
Write-In Totals	0	
Total Votes Cast	0	
Overvotes	0	
Undervotes	56	





Runnemede District 3

Statistics	TOTAL
Registered Voters - Total	810
Registered Voters - NONPARTISAN	308
Registered Voters - DEMOCRAT	346
Registered Voters - REPUBLICAN	156
Ballots Cast - Total	120
Ballots Cast - NONPARTISAN	0
Ballots Cast - DEMOCRAT	94
Ballots Cast - REPUBLICAN	26
Ballots Cast - Blank	0
Voter Turnout - Total	14.81%
Voter Turnout - NONPARTISAN	0.00%
Voter Turnout - DEMOCRAT	27.17%
Voter Turnout - REPUBLICAN	16.67%







DEM Member of State Senate 5th Legislative District Vote For 1

	TOTAL	VOTE %	
Nilsa Cruz-Perez	82	94.25%	
Write-In Totals	5	5.75%	
Total Votes Cast	87	100.00%	
Overvotes	0		
Undervotes	7		

DEM Members of the General Assembly 5th Legislative District Vote For 2

	TOTAL	VOTE %	
William F. Moen Jr.	81	47.93%	
William W. Spearman	80	47.34%	
Write-In Totals	8	4.73%	
Total Votes Cast	169	100.00%	
Overvotes	0		
Undervotes	19		

DEM Members of the Board of County Commissioners Vote For 2

	TOTAL	VOTE %	
Kate Delany	28	16.18%	
Samuel E. Sweet	21	12.14%	
Louis Cappelli Jr.	65	37.57%	
Jonathan L. Young Sr.	59	34.10%	
Write-In Totals	0	0.00%	
Total Votes Cast	173	100.00%	
Overvotes	4		
Undervotes	11		

Runnemede District 3

DEM Members of Council Runnemede Borough

Vote For 2

	TOTAL	VOTE %
Patricia Tartaglia-Passio	78	46.71%
Daniel Murray	80	47.90%
Write-In Totals	9	5.39%
Total Votes Cast	167	100.00%
Overvotes	0	
Undervotes	21	

DEM Male Members of County Committee Runnemede Borough

Vote For 4

	TOTAL	VOTE %
Mark Jones	22	6.88%
George Butrica	59	18.44%
Bernard Moore	76	23.75%
John Wark	74	23.12%
Edwin White	77	24.06%
Write-In Totals	12	3.75%
Total Votes Cast	320	100.00%
Overvotes	20	
Undervotes	36	

DEM Female Members of County Committee Runnemede Borough

Vote For 4

	TOTAL	VOTE %
Roseann Stanley	22	7.03%
Virginia Betteridge	64	20.45%
Gladys Britton	74	23.64%
Shannon Burrini	77	24.60%
Donna Starts	76	24.28%
Write-In Totals	0	0.00%
Total Votes Cast	313	100.00%
Overvotes	24	
Undervotes	39	

REP Member of State Senate 5th Legislative District

Vote For 1

	TOTAL	VOTE %
Clyde E. Cook	26	100.00%
Write-In Totals	0	0.00%
Total Votes Cast	26	100.00%
Overvotes	0	
Undervotes	0	

Runnemede District 3

REP Members of the General Assembly 5th Legislative District

Vote For 2

	TOTAL	VOTE %	
Joe Miller	26	50.98%	
Yalinda Pagan	25	49.02%	
Write-In Totals	0	0.00%	
Total Votes Cast	51	100.00%	
Overvotes	0		
Undervotes	1		

REP Members of the Board of County Commissioners

Vote For 2

	TOTAL	VOTE %	
Jason Fanning	25	49.02%	
Norman C. Rebel Jr.	26	50.98%	
Write-In Totals	0	0.00%	
Total Votes Cast	51	100.00%	
Overvotes	0		
Undervotes	1		

REP Members of Council Runnemede Borough

Vote For 2

	TOTAL	VOTE %
NO PETITION FILED	0	
NO PETITION FILED	0	
Write-In Totals	0	
Total Votes Cast	0	
Overvotes	0	
Undervotes	52	

Runnemede District 4

Statistics	TOTAL
Registered Voters - Total	964
Registered Voters - NONPARTISAN	285
Registered Voters - DEMOCRAT	502
Registered Voters - REPUBLICAN	177
Ballots Cast - Total	130
Ballots Cast - NONPARTISAN	0
Ballots Cast - DEMOCRAT	112
Ballots Cast - REPUBLICAN	18
Ballots Cast - Blank	0
Voter Turnout - Total	13.49%
Voter Turnout - NONPARTISAN	0.00%
Voter Turnout - DEMOCRAT	22.31%
Voter Turnout - REPUBLICAN	10.17%

DEM Member of State Senate 5th Legislative District Vote For 1

	TOTAL	VOTE %	
Nilsa Cruz-Perez	99	97.06%	
Write-In Totals	3	2.94%	
Total Votes Cast	102	100.00%	
Overvotes	0		
Undervotes	10		

DEM Members of the General Assembly 5th Legislative District Vote For 2

	TOTAL	VOTE %	
William F. Moen Jr.	98	50.78%	
William W. Spearman	89	46.11%	
Write-In Totals	6	3.11%	
Total Votes Cast	193	100.00%	
Overvotes	0		
Undervotes	31		

DEM Members of the Board of County Commissioners Vote For 2

	TOTAL	VOTE %	
Kate Delany	31	15.05%	
Samuel E. Sweet	20	9.71%	
Louis Cappelli Jr.	77	37.38%	
Jonathan L. Young Sr.	75	36.41%	
Write-In Totals	3	1.46%	
Total Votes Cast	206	100.00%	
Overvotes	2		
Undervotes	16		

Runnemede District 4

DEM Members of Council Runnemede Borough

Vote For 2

	TOTAL	VOTE %	
Patricia Tartaglia-Passio	91	47.64%	<div style="width: 47.64%; background-color: #f0e68c;"></div>
Daniel Murray	98	51.31%	<div style="width: 51.31%; background-color: #f0e68c;"></div>
Write-In Totals	2	1.05%	<div style="width: 1.05%; background-color: #f0e68c;"></div>
Total Votes Cast	191	100.00%	<div style="width: 100%; background-color: #f0e68c;"></div>
Overvotes	0		
Undervotes	33		

DEM Male Members of County Committee Runnemede Borough

Vote For 4

	TOTAL	VOTE %	
Mark Jones	21	5.44%	<div style="width: 5.44%; background-color: #f0e68c;"></div>
George Butrica	75	19.43%	<div style="width: 19.43%; background-color: #f0e68c;"></div>
Bernard Moore	94	24.35%	<div style="width: 24.35%; background-color: #f0e68c;"></div>
John Wark	96	24.87%	<div style="width: 24.87%; background-color: #f0e68c;"></div>
Edwin White	96	24.87%	<div style="width: 24.87%; background-color: #f0e68c;"></div>
Write-In Totals	4	1.04%	<div style="width: 1.04%; background-color: #f0e68c;"></div>
Total Votes Cast	386	100.00%	<div style="width: 100%; background-color: #f0e68c;"></div>
Overvotes	4		
Undervotes	58		

DEM Female Members of County Committee Runnemede Borough

Vote For 4

	TOTAL	VOTE %	
Roseann Stanley	22	5.74%	<div style="width: 5.74%; background-color: #f0e68c;"></div>
Virginia Betteridge	86	22.45%	<div style="width: 22.45%; background-color: #f0e68c;"></div>
Gladys Britton	92	24.02%	<div style="width: 24.02%; background-color: #f0e68c;"></div>
Shannon Burrini	89	23.24%	<div style="width: 23.24%; background-color: #f0e68c;"></div>
Donna Starts	91	23.76%	<div style="width: 23.76%; background-color: #f0e68c;"></div>
Write-In Totals	3	0.78%	<div style="width: 0.78%; background-color: #f0e68c;"></div>
Total Votes Cast	383	100.00%	<div style="width: 100%; background-color: #f0e68c;"></div>
Overvotes	8		
Undervotes	57		

REP Member of State Senate 5th Legislative District

Vote For 1

	TOTAL	VOTE %	
Clyde E. Cook	18	100.00%	<div style="width: 100%; background-color: #f0e68c;"></div>
Write-In Totals	0	0.00%	<div style="width: 0%; background-color: #f0e68c;"></div>
Total Votes Cast	18	100.00%	<div style="width: 100%; background-color: #f0e68c;"></div>
Overvotes	0		
Undervotes	0		

Runnemede District 4

REP Members of the General Assembly 5th Legislative District

Vote For 2

	TOTAL	VOTE %	
Joe Miller	18	51.43%	<div style="width: 51.43%; background-color: #f0e68c;"></div>
Yalinda Pagan	17	48.57%	<div style="width: 48.57%; background-color: #f0e68c;"></div>
Write-In Totals	0	0.00%	
Total Votes Cast	35	100.00%	<div style="width: 100%; background-color: #f0e68c;"></div>
Overvotes	0		
Undervotes	1		

REP Members of the Board of County Commissioners

Vote For 2

	TOTAL	VOTE %	
Jason Fanning	17	50.00%	<div style="width: 50.00%; background-color: #f0e68c;"></div>
Norman C. Rebel Jr.	17	50.00%	<div style="width: 50.00%; background-color: #f0e68c;"></div>
Write-In Totals	0	0.00%	
Total Votes Cast	34	100.00%	<div style="width: 100%; background-color: #f0e68c;"></div>
Overvotes	0		
Undervotes	2		

REP Members of Council Runnemede Borough




Vote For 2

	TOTAL	VOTE %	
NO PETITION FILED	0		
NO PETITION FILED	0		
Write-In Totals	0		
Total Votes Cast	0		
Overvotes	0		
Undervotes	36		





Runnemede District 5

Statistics	TOTAL
Registered Voters - Total	1,448
Registered Voters - NONPARTISAN	497
Registered Voters - DEMOCRAT	676
Registered Voters - REPUBLICAN	275
Ballots Cast - Total	200
Ballots Cast - NONPARTISAN	0
Ballots Cast - DEMOCRAT	155
Ballots Cast - REPUBLICAN	45
Ballots Cast - Blank	0
Voter Turnout - Total	13.81%
Voter Turnout - NONPARTISAN	0.00%
Voter Turnout - DEMOCRAT	22.93%
Voter Turnout - REPUBLICAN	16.36%







DEM Member of State Senate 5th Legislative District Vote For 1

	TOTAL	VOTE %	
Nilsa Cruz-Perez	127	100.00%	
Write-In Totals	0	0.00%	
Total Votes Cast	127	100.00%	
Overvotes	0		
Undervotes	28		

DEM Members of the General Assembly 5th Legislative District Vote For 2

	TOTAL	VOTE %	
William F. Moen Jr.	121	51.49%	
William W. Spearman	114	48.51%	
Write-In Totals	0	0.00%	
Total Votes Cast	235	100.00%	
Overvotes	0		
Undervotes	75		

DEM Members of the Board of County Commissioners Vote For 2

	TOTAL	VOTE %	
Kate Delany	42	16.28%	
Samuel E. Sweet	34	13.18%	
Louis Cappelli Jr.	92	35.66%	
Jonathan L. Young Sr.	90	34.88%	
Write-In Totals	0	0.00%	
Total Votes Cast	258	100.00%	
Overvotes	16		
Undervotes	36		

Runnemedede District 5

DEM Members of Council Runnemedede Borough

Vote For 2

	TOTAL	VOTE %	
Patricia Tartaglia-Passio	118	47.39%	<div style="width: 47.39%;"><div style="width: 47.39%;"></div></div>
Daniel Murray	131	52.61%	<div style="width: 52.61%;"><div style="width: 52.61%;"></div></div>
Write-In Totals	0	0.00%	
Total Votes Cast	249	100.00%	
Overvotes	0		
Undervotes	61		

DEM Male Members of County Committee Runnemedede Borough

Vote For 4

	TOTAL	VOTE %	
Mark Jones	35	7.17%	<div style="width: 7.17%;"><div style="width: 7.17%;"></div></div>
George Butrica	105	21.52%	<div style="width: 21.52%;"><div style="width: 21.52%;"></div></div>
Bernard Moore	119	24.39%	<div style="width: 24.39%;"><div style="width: 24.39%;"></div></div>
John Wark	117	23.98%	<div style="width: 23.98%;"><div style="width: 23.98%;"></div></div>
Edwin White	112	22.95%	<div style="width: 22.95%;"><div style="width: 22.95%;"></div></div>
Write-In Totals	0	0.00%	
Total Votes Cast	488	100.00%	
Overvotes	28		
Undervotes	104		

DEM Female Members of County Committee Runnemedede Borough

Vote For 4

	TOTAL	VOTE %	
Roseann Stanley	37	7.41%	<div style="width: 7.41%;"><div style="width: 7.41%;"></div></div>
Virginia Betteridge	110	22.04%	<div style="width: 22.04%;"><div style="width: 22.04%;"></div></div>
Gladys Britton	118	23.65%	<div style="width: 23.65%;"><div style="width: 23.65%;"></div></div>
Shannon Burrini	117	23.45%	<div style="width: 23.45%;"><div style="width: 23.45%;"></div></div>
Donna Starts	117	23.45%	<div style="width: 23.45%;"><div style="width: 23.45%;"></div></div>
Write-In Totals	0	0.00%	
Total Votes Cast	499	100.00%	
Overvotes	24		
Undervotes	97		

REP Member of State Senate 5th Legislative District

Vote For 1

	TOTAL	VOTE %	
Clyde E. Cook	44	100.00%	<div style="width: 100.00%;"><div style="width: 100.00%;"></div></div>
Write-In Totals	0	0.00%	
Total Votes Cast	44	100.00%	
Overvotes	0		
Undervotes	1		

Runnemede District 5

REP Members of the General Assembly 5th Legislative District

Vote For 2

	TOTAL	VOTE %	
Joe Miller	45	51.72%	<div style="width: 51.72%;"><div style="width: 51.72%;"></div></div>
Yalinda Pagan	42	48.28%	<div style="width: 48.28%;"><div style="width: 48.28%;"></div></div>
Write-In Totals	0	0.00%	
Total Votes Cast	87	100.00%	
Overvotes	0		
Undervotes	3		

REP Members of the Board of County Commissioners

Vote For 2

	TOTAL	VOTE %	
Jason Fanning	45	51.72%	<div style="width: 51.72%;"><div style="width: 51.72%;"></div></div>
Norman C. Rebel Jr.	42	48.28%	<div style="width: 48.28%;"><div style="width: 48.28%;"></div></div>
Write-In Totals	0	0.00%	
Total Votes Cast	87	100.00%	
Overvotes	0		
Undervotes	3		

REP Members of Council Runnemede Borough




Vote For 2

	TOTAL	VOTE %
NO PETITION FILED	0	
NO PETITION FILED	0	
Write-In Totals	0	
Total Votes Cast	0	
Overvotes	0	
Undervotes	90	





Runnemede District 6

Statistics	TOTAL
Registered Voters - Total	1,148
Registered Voters - NONPARTISAN	359
Registered Voters - DEMOCRAT	544
Registered Voters - REPUBLICAN	245
Ballots Cast - Total	163
Ballots Cast - NONPARTISAN	0
Ballots Cast - DEMOCRAT	129
Ballots Cast - REPUBLICAN	34
Ballots Cast - Blank	1
Voter Turnout - Total	14.20%
Voter Turnout - NONPARTISAN	0.00%
Voter Turnout - DEMOCRAT	23.71%
Voter Turnout - REPUBLICAN	13.88%







DEM Member of State Senate 5th Legislative District Vote For 1

	TOTAL	VOTE %	
Nilsa Cruz-Perez	106	100.00%	
Write-In Totals	0	0.00%	
Total Votes Cast	106	100.00%	
Overvotes	0		
Undervotes	23		

DEM Members of the General Assembly 5th Legislative District Vote For 2

	TOTAL	VOTE %	
William F. Moen Jr.	114	54.55%	
William W. Spearman	95	45.45%	
Write-In Totals	0	0.00%	
Total Votes Cast	209	100.00%	
Overvotes	0		
Undervotes	49		

DEM Members of the Board of County Commissioners Vote For 2

	TOTAL	VOTE %	
Kate Delany	27	12.00%	
Samuel E. Sweet	18	8.00%	
Louis Cappelli Jr.	96	42.67%	
Jonathan L. Young Sr.	84	37.33%	
Write-In Totals	0	0.00%	
Total Votes Cast	225	100.00%	
Overvotes	2		
Undervotes	31		

Runnemede District 6

DEM Members of Council Runnemede Borough

Vote For 2

	TOTAL	VOTE %	
Patricia Tartaglia-Passio	103	47.47%	<div style="width: 47.47%;"><div style="width: 47.47%;"></div></div>
Daniel Murray	112	51.61%	<div style="width: 51.61%;"><div style="width: 51.61%;"></div></div>
Write-In Totals	2	0.92%	<div style="width: 0.92%;"><div style="width: 0.92%;"></div></div>
Total Votes Cast	217	100.00%	<div style="width: 100%;"><div style="width: 100%;"></div></div>
Overvotes	0		
Undervotes	41		

DEM Male Members of County Committee Runnemede Borough

Vote For 4

	TOTAL	VOTE %	
Mark Jones	30	7.06%	<div style="width: 7.06%;"><div style="width: 7.06%;"></div></div>
George Butrica	91	21.41%	<div style="width: 21.41%;"><div style="width: 21.41%;"></div></div>
Bernard Moore	109	25.65%	<div style="width: 25.65%;"><div style="width: 25.65%;"></div></div>
John Wark	99	23.29%	<div style="width: 23.29%;"><div style="width: 23.29%;"></div></div>
Edwin White	96	22.59%	<div style="width: 22.59%;"><div style="width: 22.59%;"></div></div>
Write-In Totals	0	0.00%	<div style="width: 0.00%;"><div style="width: 0.00%;"></div></div>
Total Votes Cast	425	100.00%	<div style="width: 100%;"><div style="width: 100%;"></div></div>
Overvotes	4		
Undervotes	87		

DEM Female Members of County Committee Runnemede Borough

Vote For 4

	TOTAL	VOTE %	
Roseann Stanley	22	5.26%	<div style="width: 5.26%;"><div style="width: 5.26%;"></div></div>
Virginia Betteridge	103	24.64%	<div style="width: 24.64%;"><div style="width: 24.64%;"></div></div>
Gladys Britton	92	22.01%	<div style="width: 22.01%;"><div style="width: 22.01%;"></div></div>
Shannon Burrini	103	24.64%	<div style="width: 24.64%;"><div style="width: 24.64%;"></div></div>
Donna Starts	96	22.97%	<div style="width: 22.97%;"><div style="width: 22.97%;"></div></div>
Write-In Totals	2	0.48%	<div style="width: 0.48%;"><div style="width: 0.48%;"></div></div>
Total Votes Cast	418	100.00%	<div style="width: 100%;"><div style="width: 100%;"></div></div>
Overvotes	16		
Undervotes	82		

REP Member of State Senate 5th Legislative District

Vote For 1

	TOTAL	VOTE %	
Clyde E. Cook	34	100.00%	<div style="width: 100%;"><div style="width: 100%;"></div></div>
Write-In Totals	0	0.00%	<div style="width: 0.00%;"><div style="width: 0.00%;"></div></div>
Total Votes Cast	34	100.00%	<div style="width: 100%;"><div style="width: 100%;"></div></div>
Overvotes	0		
Undervotes	0		

Runnemede District 6

REP Members of the General Assembly 5th Legislative District

Vote For 2

	TOTAL	VOTE %	
Joe Miller	34	51.52%	<div style="width: 51.52%; background-color: #f0e68c;"></div>
Yalinda Pagan	32	48.48%	<div style="width: 48.48%; background-color: #f0e68c;"></div>
Write-In Totals	0	0.00%	<div style="width: 0%; background-color: #f0e68c;"></div>
Total Votes Cast	66	100.00%	<div style="width: 100%; background-color: #f0e68c;"></div>
Overvotes	0		
Undervotes	2		

REP Members of the Board of County Commissioners

Vote For 2

	TOTAL	VOTE %	
Jason Fanning	32	49.23%	<div style="width: 49.23%; background-color: #f0e68c;"></div>
Norman C. Rebel Jr.	33	50.77%	<div style="width: 50.77%; background-color: #f0e68c;"></div>
Write-In Totals	0	0.00%	<div style="width: 0%; background-color: #f0e68c;"></div>
Total Votes Cast	65	100.00%	<div style="width: 100%; background-color: #f0e68c;"></div>
Overvotes	0		
Undervotes	3		

REP Members of Council Runnemede Borough




Vote For 2

	TOTAL	VOTE %	
NO PETITION FILED	0	0.00%	<div style="width: 0%; background-color: #f0e68c;"></div>
NO PETITION FILED	0	0.00%	<div style="width: 0%; background-color: #f0e68c;"></div>
Write-In Totals	4	100.00%	<div style="width: 100%; background-color: #f0e68c;"></div>
Total Votes Cast	4	100.00%	<div style="width: 100%; background-color: #f0e68c;"></div>
Overvotes	0		
Undervotes	64		





Somerdale District 1

Statistics	TOTAL
Registered Voters - Total	1,621
Registered Voters - NONPARTISAN	572
Registered Voters - DEMOCRAT	798
Registered Voters - REPUBLICAN	251
Ballots Cast - Total	162
Ballots Cast - NONPARTISAN	0
Ballots Cast - DEMOCRAT	139
Ballots Cast - REPUBLICAN	23
Ballots Cast - Blank	0
Voter Turnout - Total	9.99%
Voter Turnout - NONPARTISAN	0.00%
Voter Turnout - DEMOCRAT	17.42%
Voter Turnout - REPUBLICAN	9.16%







DEM Member of State Senate 6th Legislative District Vote For 1

	TOTAL	VOTE %	
James Beach	130	100.00%	
Write-In Totals	0	0.00%	
Total Votes Cast	130	100.00%	
Overvotes	0		
Undervotes	9		

DEM Members of the General Assembly 6th Legislative District Vote For 2

	TOTAL	VOTE %	
Louis D. Greenwald	122	50.00%	
Pamela R. Lampitt	122	50.00%	
Write-In Totals	0	0.00%	
Total Votes Cast	244	100.00%	
Overvotes	0		
Undervotes	34		

DEM Members of the Board of County Commissioners Vote For 2

	TOTAL	VOTE %	
Kate Delany	46	18.25%	
Samuel E. Sweet	35	13.89%	
Louis Cappelli Jr.	84	33.33%	
Jonathan L. Young Sr.	87	34.52%	
Write-In Totals	0	0.00%	
Total Votes Cast	252	100.00%	
Overvotes	4		
Undervotes	22		

Somerdale District 1

DEM Mayor Somerdale Borough

Vote For 1

	TOTAL	VOTE %	
George Badey	129	100.00%	<div style="width: 100%; height: 10px; background-color: #f0e68c;"></div>
Write-In Totals	0	0.00%	<div style="width: 0%; height: 10px; background-color: #d3d3d3;"></div>
Total Votes Cast	129	100.00%	<div style="width: 100%; height: 10px; background-color: #f0e68c;"></div>
Overvotes	0		
Undervotes	10		

DEM Members of Council Somerdale Borough

Vote For 2

	TOTAL	VOTE %	
James J. Perry	132	50.97%	<div style="width: 50.97%; height: 10px; background-color: #f0e68c;"></div>
Larry Sefchick	127	49.03%	<div style="width: 49.03%; height: 10px; background-color: #f0e68c;"></div>
Write-In Totals	0	0.00%	<div style="width: 0%; height: 10px; background-color: #d3d3d3;"></div>
Total Votes Cast	259	100.00%	<div style="width: 100%; height: 10px; background-color: #f0e68c;"></div>
Overvotes	0		
Undervotes	19		

DEM Male Members of County Committee Somerdale Borough

Vote For 3

	TOTAL	VOTE %	
Edward J. Kain	127	33.42%	<div style="width: 33.42%; height: 10px; background-color: #f0e68c;"></div>
Gary Passanante	131	34.47%	<div style="width: 34.47%; height: 10px; background-color: #f0e68c;"></div>
George C. Ehrmann	122	32.11%	<div style="width: 32.11%; height: 10px; background-color: #f0e68c;"></div>
Write-In Totals	0	0.00%	<div style="width: 0%; height: 10px; background-color: #d3d3d3;"></div>
Total Votes Cast	380	100.00%	<div style="width: 100%; height: 10px; background-color: #f0e68c;"></div>
Overvotes	0		
Undervotes	37		

DEM Female Members of County Committee Somerdale Borough

Vote For 3

	TOTAL	VOTE %	
Catherine Brooks	127	33.69%	<div style="width: 33.69%; height: 10px; background-color: #f0e68c;"></div>
Barbara Kane	127	33.69%	<div style="width: 33.69%; height: 10px; background-color: #f0e68c;"></div>
Karyn Alexander	123	32.63%	<div style="width: 32.63%; height: 10px; background-color: #f0e68c;"></div>
Write-In Totals	0	0.00%	<div style="width: 0%; height: 10px; background-color: #d3d3d3;"></div>
Total Votes Cast	377	100.00%	<div style="width: 100%; height: 10px; background-color: #f0e68c;"></div>
Overvotes	0		
Undervotes	40		

Somerdale District 1

REP Member of State Senate 6th Legislative District

Vote For 1

	TOTAL	VOTE %	
NO PETITION FILED	0	0.00%	<div style="width: 0%;"></div>
Write-In Totals	1	100.00%	<div style="width: 100%;"></div>
Total Votes Cast	1	100.00%	<div style="width: 100%;"></div>
Overvotes	0		
Undervotes	22		

REP Members of the General Assembly 6th Legislative District

Vote For 2

	TOTAL	VOTE %	
Daniel M. Kenny	23	52.27%	<div style="width: 52.27%;"></div>
Danielle M. Barry	21	47.73%	<div style="width: 47.73%;"></div>
Write-In Totals	0	0.00%	<div style="width: 0%;"></div>
Total Votes Cast	44	100.00%	<div style="width: 100%;"></div>
Overvotes	0		
Undervotes	2		

REP Members of the Board of County Commissioners

Vote For 2

	TOTAL	VOTE %	
Jason Fanning	23	52.27%	<div style="width: 52.27%;"></div>
Norman C. Rebel Jr.	21	47.73%	<div style="width: 47.73%;"></div>
Write-In Totals	0	0.00%	<div style="width: 0%;"></div>
Total Votes Cast	44	100.00%	<div style="width: 100%;"></div>
Overvotes	0		
Undervotes	2		

REP Mayor Somerdale Borough

Vote For 1

	TOTAL	VOTE %	
NO PETITION FILED	0		
Write-In Totals	0		
Total Votes Cast	0		
Overvotes	0		
Undervotes	23		

REP Members of Council Somerdale Borough

Vote For 2

	TOTAL	VOTE %	
NO PETITION FILED	0		
NO PETITION FILED	0		
Write-In Totals	0		
Total Votes Cast	0		
Overvotes	0		
Undervotes	46		

Somerdale District 2 Suppressed

Statistics	TOTAL
Registered Voters - Total	908
Registered Voters - NONPARTISAN	320
Registered Voters - DEMOCRAT	433
Registered Voters - REPUBLICAN	155
Ballots Cast - Total	100
Ballots Cast - NONPARTISAN	0
Ballots Cast - DEMOCRAT	95
Ballots Cast - REPUBLICAN	5
Ballots Cast - Blank	0
Voter Turnout - Total	11.01%
Voter Turnout - NONPARTISAN	0.00%
Voter Turnout - DEMOCRAT	21.94%
Voter Turnout - REPUBLICAN	3.23%

DEM Member of State Senate 6th Legislative District Vote For 1

	TOTAL	VOTE %	
James Beach	88	100.00%	<div style="width: 100%; height: 10px; background-color: #f0e68c;"></div>
Write-In Totals	0	0.00%	<div style="width: 0%; height: 10px; background-color: #cccccc;"></div>
Total Votes Cast	88	100.00%	<div style="width: 100%; height: 10px; background-color: #f0e68c;"></div>
Overvotes	0		
Undervotes	7		

DEM Members of the General Assembly 6th Legislative District Vote For 2

	TOTAL	VOTE %	
Louis D. Greenwald	88	50.29%	<div style="width: 50.29%; height: 10px; background-color: #f0e68c;"></div>
Pamela R. Lampitt	87	49.71%	<div style="width: 49.71%; height: 10px; background-color: #f0e68c;"></div>
Write-In Totals	0	0.00%	<div style="width: 0%; height: 10px; background-color: #cccccc;"></div>
Total Votes Cast	175	100.00%	<div style="width: 100%; height: 10px; background-color: #f0e68c;"></div>
Overvotes	0		
Undervotes	15		

DEM Members of the Board of County Commissioners Vote For 2

	TOTAL	VOTE %	
Kate Delany	23	13.69%	<div style="width: 13.69%; height: 10px; background-color: #f0e68c;"></div>
Samuel E. Sweet	13	7.74%	<div style="width: 7.74%; height: 10px; background-color: #f0e68c;"></div>
Louis Cappelli Jr.	64	38.10%	<div style="width: 38.10%; height: 10px; background-color: #f0e68c;"></div>
Jonathan L. Young Sr.	68	40.48%	<div style="width: 40.48%; height: 10px; background-color: #f0e68c;"></div>
Write-In Totals	0	0.00%	<div style="width: 0%; height: 10px; background-color: #cccccc;"></div>
Total Votes Cast	168	100.00%	<div style="width: 100%; height: 10px; background-color: #f0e68c;"></div>
Overvotes	14		
Undervotes	8		

Somerdale District 2 Suppressed

DEM Mayor Somerdale Borough

Vote For 1

	TOTAL	VOTE %	
George Badey	82	100.00%	<div style="width: 100%; height: 10px; background-color: #f0e68c;"></div>
Write-In Totals	0	0.00%	<div style="width: 0%; height: 10px; background-color: #d3d3d3;"></div>
Total Votes Cast	82	100.00%	<div style="width: 100%; height: 10px; background-color: #f0e68c;"></div>
Overvotes	0		
Undervotes	13		

DEM Members of Council Somerdale Borough

Vote For 2

	TOTAL	VOTE %	
James J. Perry	89	49.72%	<div style="width: 49.72%; height: 10px; background-color: #f0e68c;"></div>
Larry Sefchick	90	50.28%	<div style="width: 50.28%; height: 10px; background-color: #f0e68c;"></div>
Write-In Totals	0	0.00%	<div style="width: 0%; height: 10px; background-color: #d3d3d3;"></div>
Total Votes Cast	179	100.00%	<div style="width: 100%; height: 10px; background-color: #f0e68c;"></div>
Overvotes	0		
Undervotes	11		

DEM Male Members of County Committee Somerdale Borough

Vote For 3

	TOTAL	VOTE %	
Edward J. Kain	88	32.96%	<div style="width: 32.96%; height: 10px; background-color: #f0e68c;"></div>
Gary Passanante	93	34.83%	<div style="width: 34.83%; height: 10px; background-color: #f0e68c;"></div>
George C. Ehrmann	86	32.21%	<div style="width: 32.21%; height: 10px; background-color: #f0e68c;"></div>
Write-In Totals	0	0.00%	<div style="width: 0%; height: 10px; background-color: #d3d3d3;"></div>
Total Votes Cast	267	100.00%	<div style="width: 100%; height: 10px; background-color: #f0e68c;"></div>
Overvotes	0		
Undervotes	18		

DEM Female Members of County Committee Somerdale Borough

Vote For 3

	TOTAL	VOTE %	
Catherine Brooks	89	33.46%	<div style="width: 33.46%; height: 10px; background-color: #f0e68c;"></div>
Barbara Kane	88	33.08%	<div style="width: 33.08%; height: 10px; background-color: #f0e68c;"></div>
Karyn Alexander	89	33.46%	<div style="width: 33.46%; height: 10px; background-color: #f0e68c;"></div>
Write-In Totals	0	0.00%	<div style="width: 0%; height: 10px; background-color: #d3d3d3;"></div>
Total Votes Cast	266	100.00%	<div style="width: 100%; height: 10px; background-color: #f0e68c;"></div>
Overvotes	0		
Undervotes	19		

Somerdale District 2 Suppressed

REP Member of State Senate 6th Legislative District

Vote For 1

TOTAL VOTE %

NO PETITION FILED

Write-In Totals

Total Votes Cast

Overvotes

Undervotes

REP Members of the General Assembly 6th Legislative District

Vote For 2

TOTAL VOTE %

Daniel M. Kenny

Danielle M. Barry

Write-In Totals

Total Votes Cast

Overvotes

Undervotes

REP Members of the Board of County Commissioners

Vote For 2

TOTAL VOTE %

Jason Fanning

Norman C. Rebel Jr.

Write-In Totals

Total Votes Cast

Overvotes

Undervotes

REP Mayor Somerdale Borough

Vote For 1

TOTAL VOTE %

NO PETITION FILED

Write-In Totals

Total Votes Cast

Overvotes

Undervotes

REP Members of Council Somerdale Borough

Vote For 2

TOTAL VOTE %

NO PETITION FILED

NO PETITION FILED

Write-In Totals

Total Votes Cast




Overvotes

Undervotes





Somerdale District 3 Suppressed

Statistics	TOTAL
Registered Voters - Total	879
Registered Voters - NONPARTISAN	286
Registered Voters - DEMOCRAT	489
Registered Voters - REPUBLICAN	104
Ballots Cast - Total	109
Ballots Cast - NONPARTISAN	0
Ballots Cast - DEMOCRAT	97
Ballots Cast - REPUBLICAN	12
Ballots Cast - Blank	0
Voter Turnout - Total	12.40%
Voter Turnout - NONPARTISAN	0.00%
Voter Turnout - DEMOCRAT	19.84%
Voter Turnout - REPUBLICAN	11.54%







DEM Member of State Senate 6th Legislative District Vote For 1

	TOTAL	VOTE %	
James Beach	89	100.00%	
Write-In Totals	0	0.00%	
Total Votes Cast	89	100.00%	
Overvotes	0		
Undervotes	8		

DEM Members of the General Assembly 6th Legislative District Vote For 2

	TOTAL	VOTE %	
Louis D. Greenwald	88	51.46%	
Pamela R. Lampitt	83	48.54%	
Write-In Totals	0	0.00%	
Total Votes Cast	171	100.00%	
Overvotes	0		
Undervotes	23		

DEM Members of the Board of County Commissioners Vote For 2

	TOTAL	VOTE %	
Kate Delany	22	13.33%	
Samuel E. Sweet	18	10.91%	
Louis Cappelli Jr.	63	38.18%	
Jonathan L. Young Sr.	62	37.58%	
Write-In Totals	0	0.00%	
Total Votes Cast	165	100.00%	
Overvotes	14		
Undervotes	15		

Somerdale District 3 Suppressed

DEM Mayor Somerdale Borough

Vote For 1

	TOTAL	VOTE %	
George Badey	83	100.00%	<div style="width: 100%; height: 10px; background-color: #f0e68c;"></div>
Write-In Totals	0	0.00%	<div style="width: 0%; height: 10px; background-color: #d3d3d3;"></div>
Total Votes Cast	83	100.00%	<div style="width: 100%; height: 10px; background-color: #f0e68c;"></div>
Overvotes	0		
Undervotes	14		

DEM Members of Council Somerdale Borough

Vote For 2

	TOTAL	VOTE %	
James J. Perry	88	51.46%	<div style="width: 51.46%; height: 10px; background-color: #f0e68c;"></div>
Larry Sefchick	83	48.54%	<div style="width: 48.54%; height: 10px; background-color: #f0e68c;"></div>
Write-In Totals	0	0.00%	<div style="width: 0%; height: 10px; background-color: #d3d3d3;"></div>
Total Votes Cast	171	100.00%	<div style="width: 100%; height: 10px; background-color: #f0e68c;"></div>
Overvotes	0		
Undervotes	23		

DEM Male Members of County Committee Somerdale Borough

Vote For 3

	TOTAL	VOTE %	
Edward J. Kain	85	32.32%	<div style="width: 32.32%; height: 10px; background-color: #f0e68c;"></div>
Gary Passanante	92	34.98%	<div style="width: 34.98%; height: 10px; background-color: #f0e68c;"></div>
George C. Ehrmann	85	32.32%	<div style="width: 32.32%; height: 10px; background-color: #f0e68c;"></div>
Write-In Totals	1	0.38%	<div style="width: 0.38%; height: 10px; background-color: #f0e68c;"></div>
Total Votes Cast	263	100.00%	<div style="width: 100%; height: 10px; background-color: #f0e68c;"></div>
Overvotes	0		
Undervotes	28		

DEM Female Members of County Committee Somerdale Borough

Vote For 3

	TOTAL	VOTE %	
Catherine Brooks	83	32.68%	<div style="width: 32.68%; height: 10px; background-color: #f0e68c;"></div>
Barbara Kane	86	33.86%	<div style="width: 33.86%; height: 10px; background-color: #f0e68c;"></div>
Karyn Alexander	85	33.46%	<div style="width: 33.46%; height: 10px; background-color: #f0e68c;"></div>
Write-In Totals	0	0.00%	<div style="width: 0%; height: 10px; background-color: #d3d3d3;"></div>
Total Votes Cast	254	100.00%	<div style="width: 100%; height: 10px; background-color: #f0e68c;"></div>
Overvotes	0		
Undervotes	37		

Somerdale District 3 Suppressed

REP Member of State Senate 6th Legislative District

Vote For 1

TOTAL VOTE %

NO PETITION FILED

Write-In Totals

Total Votes Cast

Overvotes

Undervotes

REP Members of the General Assembly 6th Legislative District

Vote For 2

TOTAL VOTE %

Daniel M. Kenny

Danielle M. Barry

Write-In Totals

Total Votes Cast

Overvotes

Undervotes

REP Members of the Board of County Commissioners

Vote For 2

TOTAL VOTE %

Jason Fanning

Norman C. Rebel Jr.

Write-In Totals

Total Votes Cast

Overvotes

Undervotes

REP Mayor Somerdale Borough

Vote For 1

TOTAL VOTE %

NO PETITION FILED

Write-In Totals

Total Votes Cast

Overvotes

Undervotes

REP Members of Council Somerdale Borough

Vote For 2

TOTAL VOTE %

NO PETITION FILED

NO PETITION FILED

Write-In Totals

Total Votes Cast




Overvotes

Undervotes





Somerdale District 4

Statistics	TOTAL
Registered Voters - Total	887
Registered Voters - NONPARTISAN	276
Registered Voters - DEMOCRAT	472
Registered Voters - REPUBLICAN	139
Ballots Cast - Total	132
Ballots Cast - NONPARTISAN	0
Ballots Cast - DEMOCRAT	115
Ballots Cast - REPUBLICAN	17
Ballots Cast - Blank	0
Voter Turnout - Total	14.88%
Voter Turnout - NONPARTISAN	0.00%
Voter Turnout - DEMOCRAT	24.36%
Voter Turnout - REPUBLICAN	12.23%







DEM Member of State Senate 6th Legislative District Vote For 1

	TOTAL	VOTE %	
James Beach	105	99.06%	
Write-In Totals	1	0.94%	
Total Votes Cast	106	100.00%	
Overvotes	1		
Undervotes	8		

DEM Members of the General Assembly 6th Legislative District Vote For 2

	TOTAL	VOTE %	
Louis D. Greenwald	102	49.76%	
Pamela R. Lampitt	103	50.24%	
Write-In Totals	0	0.00%	
Total Votes Cast	205	100.00%	
Overvotes	0		
Undervotes	25		

DEM Members of the Board of County Commissioners Vote For 2

	TOTAL	VOTE %	
Kate Delany	28	13.66%	
Samuel E. Sweet	20	9.76%	
Louis Cappelli Jr.	81	39.51%	
Jonathan L. Young Sr.	76	37.07%	
Write-In Totals	0	0.00%	
Total Votes Cast	205	100.00%	
Overvotes	16		
Undervotes	9		

Somerdale District 4

DEM Mayor Somerdale Borough

Vote For 1

	TOTAL	VOTE %	
George Badey	103	100.00%	<div style="width: 100%; height: 10px; background-color: #f0e68c;"></div>
Write-In Totals	0	0.00%	<div style="width: 0%; height: 10px; background-color: #d3d3d3;"></div>
Total Votes Cast	103	100.00%	<div style="width: 100%; height: 10px; background-color: #f0e68c;"></div>
Overvotes	0		
Undervotes	12		

DEM Members of Council Somerdale Borough

Vote For 2

	TOTAL	VOTE %	
James J. Perry	108	50.47%	<div style="width: 50.47%; height: 10px; background-color: #f0e68c;"></div>
Larry Sefchick	106	49.53%	<div style="width: 49.53%; height: 10px; background-color: #f0e68c;"></div>
Write-In Totals	0	0.00%	<div style="width: 0%; height: 10px; background-color: #d3d3d3;"></div>
Total Votes Cast	214	100.00%	<div style="width: 100%; height: 10px; background-color: #f0e68c;"></div>
Overvotes	0		
Undervotes	16		

DEM Male Members of County Committee Somerdale Borough

Vote For 3

	TOTAL	VOTE %	
Edward J. Kain	103	32.80%	<div style="width: 32.80%; height: 10px; background-color: #f0e68c;"></div>
Gary Passanante	110	35.03%	<div style="width: 35.03%; height: 10px; background-color: #f0e68c;"></div>
George C. Ehrmann	101	32.17%	<div style="width: 32.17%; height: 10px; background-color: #f0e68c;"></div>
Write-In Totals	0	0.00%	<div style="width: 0%; height: 10px; background-color: #d3d3d3;"></div>
Total Votes Cast	314	100.00%	<div style="width: 100%; height: 10px; background-color: #f0e68c;"></div>
Overvotes	0		
Undervotes	31		

DEM Female Members of County Committee Somerdale Borough

Vote For 3

	TOTAL	VOTE %	
Catherine Brooks	107	33.33%	<div style="width: 33.33%; height: 10px; background-color: #f0e68c;"></div>
Barbara Kane	106	33.02%	<div style="width: 33.02%; height: 10px; background-color: #f0e68c;"></div>
Karyn Alexander	108	33.64%	<div style="width: 33.64%; height: 10px; background-color: #f0e68c;"></div>
Write-In Totals	0	0.00%	<div style="width: 0%; height: 10px; background-color: #d3d3d3;"></div>
Total Votes Cast	321	100.00%	<div style="width: 100%; height: 10px; background-color: #f0e68c;"></div>
Overvotes	3		
Undervotes	21		

Somerdale District 4

REP Member of State Senate 6th Legislative District

Vote For 1

	TOTAL	VOTE %	
NO PETITION FILED	0	0.00%	<div style="width: 0%;"></div>
Write-In Totals	2	100.00%	<div style="width: 100%;"></div>
Total Votes Cast	2	100.00%	<div style="width: 100%;"></div>
Overvotes	0		
Undervotes	15		

REP Members of the General Assembly 6th Legislative District

Vote For 2

	TOTAL	VOTE %	
Daniel M. Kenny	16	48.48%	<div style="width: 48.48%;"></div>
Danielle M. Barry	17	51.52%	<div style="width: 51.52%;"></div>
Write-In Totals	0	0.00%	<div style="width: 0%;"></div>
Total Votes Cast	33	100.00%	<div style="width: 100%;"></div>
Overvotes	0		
Undervotes	1		

REP Members of the Board of County Commissioners

Vote For 2

	TOTAL	VOTE %	
Jason Fanning	16	50.00%	<div style="width: 50.00%;"></div>
Norman C. Rebel Jr.	16	50.00%	<div style="width: 50.00%;"></div>
Write-In Totals	0	0.00%	<div style="width: 0%;"></div>
Total Votes Cast	32	100.00%	<div style="width: 100%;"></div>
Overvotes	0		
Undervotes	2		

REP Mayor Somerdale Borough

Vote For 1

	TOTAL	VOTE %	
NO PETITION FILED	0		
Write-In Totals	0		
Total Votes Cast	0		
Overvotes	0		
Undervotes	17		

REP Members of Council Somerdale Borough




Vote For 2

	TOTAL	VOTE %	
NO PETITION FILED	0		
NO PETITION FILED	0		
Write-In Totals	0		
Total Votes Cast	0		
Overvotes	0		
Undervotes	34		





Stratford District 1

Statistics	TOTAL
Registered Voters - Total	665
Registered Voters - NONPARTISAN	255
Registered Voters - DEMOCRAT	252
Registered Voters - REPUBLICAN	158
Ballots Cast - Total	82
Ballots Cast - NONPARTISAN	0
Ballots Cast - DEMOCRAT	62
Ballots Cast - REPUBLICAN	20
Ballots Cast - Blank	0
Voter Turnout - Total	12.33%
Voter Turnout - NONPARTISAN	0.00%
Voter Turnout - DEMOCRAT	24.60%
Voter Turnout - REPUBLICAN	12.66%







DEM Member of State Senate 6th Legislative District Vote For 1

	TOTAL	VOTE %	
James Beach	55	100.00%	
Write-In Totals	0	0.00%	
Total Votes Cast	55	100.00%	
Overvotes	0		
Undervotes	7		

DEM Members of the General Assembly 6th Legislative District Vote For 2

	TOTAL	VOTE %	
Louis D. Greenwald	55	49.55%	
Pamela R. Lampitt	56	50.45%	
Write-In Totals	0	0.00%	
Total Votes Cast	111	100.00%	
Overvotes	0		
Undervotes	13		

DEM Members of the Board of County Commissioners Vote For 2

	TOTAL	VOTE %	
Kate Delany	16	15.53%	
Samuel E. Sweet	13	12.62%	
Louis Cappelli Jr.	41	39.81%	
Jonathan L. Young Sr.	33	32.04%	
Write-In Totals	0	0.00%	
Total Votes Cast	103	100.00%	
Overvotes	10		
Undervotes	11		

Stratford District 1

DEM Mayor Stratford Borough

Vote For 1

	TOTAL	VOTE %	
Linda Hall	54	100.00%	<div style="width: 100%; height: 10px; background-color: #f0e68c;"></div>
Write-In Totals	0	0.00%	<div style="width: 0%; height: 10px; background-color: #d3d3d3;"></div>
Total Votes Cast	54	100.00%	<div style="width: 100%; height: 10px; background-color: #f0e68c;"></div>
Overvotes	0		
Undervotes	8		

DEM Members of Council Stratford Borough

Vote For 2

	TOTAL	VOTE %	
Michael Tolomeo	52	48.60%	<div style="width: 48.60%; height: 10px; background-color: #f0e68c;"></div>
Pat Gilligan	55	51.40%	<div style="width: 51.40%; height: 10px; background-color: #f0e68c;"></div>
Write-In Totals	0	0.00%	<div style="width: 0%; height: 10px; background-color: #d3d3d3;"></div>
Total Votes Cast	107	100.00%	<div style="width: 100%; height: 10px; background-color: #f0e68c;"></div>
Overvotes	0		
Undervotes	17		

DEM Male Members of County Committee Stratford Borough

Vote For 4

	TOTAL	VOTE %	
John D. Keenan	47	23.27%	<div style="width: 23.27%; height: 10px; background-color: #f0e68c;"></div>
Pat Gilligan	55	27.23%	<div style="width: 27.23%; height: 10px; background-color: #f0e68c;"></div>
Dan Bove	50	24.75%	<div style="width: 24.75%; height: 10px; background-color: #f0e68c;"></div>
Bob Bove	50	24.75%	<div style="width: 24.75%; height: 10px; background-color: #f0e68c;"></div>
Write-In Totals	0	0.00%	<div style="width: 0%; height: 10px; background-color: #d3d3d3;"></div>
Total Votes Cast	202	100.00%	<div style="width: 100%; height: 10px; background-color: #f0e68c;"></div>
Overvotes	0		
Undervotes	46		

DEM Female Members of County Committee Stratford Borough

Vote For 4

	TOTAL	VOTE %	
Terry Armbruster	56	26.29%	<div style="width: 26.29%; height: 10px; background-color: #f0e68c;"></div>
Linda Hall	55	25.82%	<div style="width: 25.82%; height: 10px; background-color: #f0e68c;"></div>
Tina Lomanno	51	23.94%	<div style="width: 23.94%; height: 10px; background-color: #f0e68c;"></div>
Alexis Lomanno	51	23.94%	<div style="width: 23.94%; height: 10px; background-color: #f0e68c;"></div>
Write-In Totals	0	0.00%	<div style="width: 0%; height: 10px; background-color: #d3d3d3;"></div>
Total Votes Cast	213	100.00%	<div style="width: 100%; height: 10px; background-color: #f0e68c;"></div>
Overvotes	0		
Undervotes	35		

Stratford District 1

REP Member of State Senate 6th Legislative District

Vote For 1

	TOTAL	VOTE %	
NO PETITION FILED	0	0.00%	<div style="width: 0%;"></div>
Write-In Totals	1	100.00%	<div style="width: 100%;"></div>
Total Votes Cast	1	100.00%	<div style="width: 100%;"></div>
Overvotes	0		
Undervotes	19		

REP Members of the General Assembly 6th Legislative District

Vote For 2

	TOTAL	VOTE %	
Daniel M. Kenny	20	50.00%	<div style="width: 50%;"></div>
Danielle M. Barry	20	50.00%	<div style="width: 50%;"></div>
Write-In Totals	0	0.00%	<div style="width: 0%;"></div>
Total Votes Cast	40	100.00%	<div style="width: 100%;"></div>
Overvotes	0		
Undervotes	0		

REP Members of the Board of County Commissioners

Vote For 2

	TOTAL	VOTE %	
Jason Fanning	19	47.50%	<div style="width: 47.5%;"></div>
Norman C. Rebel Jr.	19	47.50%	<div style="width: 47.5%;"></div>
Write-In Totals	2	5.00%	<div style="width: 5%;"></div>
Total Votes Cast	40	100.00%	<div style="width: 100%;"></div>
Overvotes	0		
Undervotes	0		

REP Mayor Stratford Borough

Vote For 1

	TOTAL	VOTE %	
Stephen Gagliardi	19	95.00%	<div style="width: 95%;"></div>
Write-In Totals	1	5.00%	<div style="width: 5%;"></div>
Total Votes Cast	20	100.00%	<div style="width: 100%;"></div>
Overvotes	0		
Undervotes	0		

REP Members of Council Stratford Borough




Vote For 2

	TOTAL	VOTE %	
Adrienne Miranda	20	50.00%	<div style="width: 50%;"></div>
Robert Stone	19	47.50%	<div style="width: 47.5%;"></div>
Write-In Totals	1	2.50%	<div style="width: 2.5%;"></div>
Total Votes Cast	40	100.00%	<div style="width: 100%;"></div>
Overvotes	0		
Undervotes	0		





Stratford District 2

Statistics	TOTAL
Registered Voters - Total	928
Registered Voters - NONPARTISAN	314
Registered Voters - DEMOCRAT	399
Registered Voters - REPUBLICAN	215
Ballots Cast - Total	109
Ballots Cast - NONPARTISAN	0
Ballots Cast - DEMOCRAT	82
Ballots Cast - REPUBLICAN	27
Ballots Cast - Blank	0
Voter Turnout - Total	11.75%
Voter Turnout - NONPARTISAN	0.00%
Voter Turnout - DEMOCRAT	20.55%
Voter Turnout - REPUBLICAN	12.56%







DEM Member of State Senate 6th Legislative District Vote For 1

	TOTAL	VOTE %	
James Beach	74	98.67%	
Write-In Totals	1	1.33%	
Total Votes Cast	75	100.00%	
Overvotes	0		
Undervotes	7		

DEM Members of the General Assembly 6th Legislative District Vote For 2

	TOTAL	VOTE %	
Louis D. Greenwald	71	49.65%	
Pamela R. Lampitt	71	49.65%	
Write-In Totals	1	0.70%	
Total Votes Cast	143	100.00%	
Overvotes	0		
Undervotes	21		

DEM Members of the Board of County Commissioners Vote For 2

	TOTAL	VOTE %	
Kate Delany	19	12.84%	
Samuel E. Sweet	19	12.84%	
Louis Cappelli Jr.	57	38.51%	
Jonathan L. Young Sr.	53	35.81%	
Write-In Totals	0	0.00%	
Total Votes Cast	148	100.00%	
Overvotes	6		
Undervotes	10		

Stratford District 2

DEM Mayor Stratford Borough

Vote For 1

	TOTAL	VOTE %	
Linda Hall	73	100.00%	<div style="width: 100%; height: 10px; background-color: #f0e68c;"></div>
Write-In Totals	0	0.00%	<div style="width: 0%; height: 10px; background-color: #d3d3d3;"></div>
Total Votes Cast	73	100.00%	<div style="width: 100%; height: 10px; background-color: #f0e68c;"></div>
Overvotes	0		
Undervotes	9		

DEM Members of Council Stratford Borough

Vote For 2

	TOTAL	VOTE %	
Michael Tolomeo	72	49.66%	<div style="width: 49.66%; height: 10px; background-color: #f0e68c;"></div>
Pat Gilligan	73	50.34%	<div style="width: 50.34%; height: 10px; background-color: #d3d3d3;"></div>
Write-In Totals	0	0.00%	<div style="width: 0%; height: 10px; background-color: #d3d3d3;"></div>
Total Votes Cast	145	100.00%	<div style="width: 100%; height: 10px; background-color: #f0e68c;"></div>
Overvotes	0		
Undervotes	19		

DEM Male Members of County Committee Stratford Borough

Vote For 4

	TOTAL	VOTE %	
John D. Keenan	63	23.33%	<div style="width: 23.33%; height: 10px; background-color: #f0e68c;"></div>
Pat Gilligan	70	25.93%	<div style="width: 25.93%; height: 10px; background-color: #d3d3d3;"></div>
Dan Bove	71	26.30%	<div style="width: 26.30%; height: 10px; background-color: #f0e68c;"></div>
Bob Bove	66	24.44%	<div style="width: 24.44%; height: 10px; background-color: #d3d3d3;"></div>
Write-In Totals	0	0.00%	<div style="width: 0%; height: 10px; background-color: #d3d3d3;"></div>
Total Votes Cast	270	100.00%	<div style="width: 100%; height: 10px; background-color: #f0e68c;"></div>
Overvotes	0		
Undervotes	58		

DEM Female Members of County Committee Stratford Borough

Vote For 4

	TOTAL	VOTE %	
Terry Armbruster	73	25.52%	<div style="width: 25.52%; height: 10px; background-color: #f0e68c;"></div>
Linda Hall	73	25.52%	<div style="width: 25.52%; height: 10px; background-color: #d3d3d3;"></div>
Tina Lomanno	73	25.52%	<div style="width: 25.52%; height: 10px; background-color: #f0e68c;"></div>
Alexis Lomanno	67	23.43%	<div style="width: 23.43%; height: 10px; background-color: #d3d3d3;"></div>
Write-In Totals	0	0.00%	<div style="width: 0%; height: 10px; background-color: #d3d3d3;"></div>
Total Votes Cast	286	100.00%	<div style="width: 100%; height: 10px; background-color: #f0e68c;"></div>
Overvotes	0		
Undervotes	42		

Stratford District 2

REP Member of State Senate 6th Legislative District

Vote For 1

	TOTAL	VOTE %	
NO PETITION FILED	0	0.00%	<div style="width: 0%;"></div>
Write-In Totals	1	100.00%	<div style="width: 100%;"></div>
Total Votes Cast	1	100.00%	<div style="width: 100%;"></div>
Overvotes	0		
Undervotes	26		

REP Members of the General Assembly 6th Legislative District

Vote For 2

	TOTAL	VOTE %	
Daniel M. Kenny	27	50.94%	<div style="width: 50.94%;"></div>
Danielle M. Barry	26	49.06%	<div style="width: 49.06%;"></div>
Write-In Totals	0	0.00%	<div style="width: 0%;"></div>
Total Votes Cast	53	100.00%	<div style="width: 100%;"></div>
Overvotes	0		
Undervotes	1		

REP Members of the Board of County Commissioners

Vote For 2

	TOTAL	VOTE %	
Jason Fanning	27	50.94%	<div style="width: 50.94%;"></div>
Norman C. Rebel Jr.	26	49.06%	<div style="width: 49.06%;"></div>
Write-In Totals	0	0.00%	<div style="width: 0%;"></div>
Total Votes Cast	53	100.00%	<div style="width: 100%;"></div>
Overvotes	0		
Undervotes	1		

REP Mayor Stratford Borough

Vote For 1

	TOTAL	VOTE %	
Stephen Gagliardi	27	100.00%	<div style="width: 100%;"></div>
Write-In Totals	0	0.00%	<div style="width: 0%;"></div>
Total Votes Cast	27	100.00%	<div style="width: 100%;"></div>
Overvotes	0		
Undervotes	0		

REP Members of Council Stratford Borough




Vote For 2

	TOTAL	VOTE %	
Adrienne Miranda	26	50.98%	<div style="width: 50.98%;"></div>
Robert Stone	25	49.02%	<div style="width: 49.02%;"></div>
Write-In Totals	0	0.00%	<div style="width: 0%;"></div>
Total Votes Cast	51	100.00%	<div style="width: 100%;"></div>
Overvotes	0		
Undervotes	3		





Stratford District 3

Statistics	TOTAL
Registered Voters - Total	957
Registered Voters - NONPARTISAN	369
Registered Voters - DEMOCRAT	432
Registered Voters - REPUBLICAN	156
Ballots Cast - Total	119
Ballots Cast - NONPARTISAN	0
Ballots Cast - DEMOCRAT	91
Ballots Cast - REPUBLICAN	28
Ballots Cast - Blank	0
Voter Turnout - Total	12.43%
Voter Turnout - NONPARTISAN	0.00%
Voter Turnout - DEMOCRAT	21.06%
Voter Turnout - REPUBLICAN	17.95%







DEM Member of State Senate 6th Legislative District Vote For 1

	TOTAL	VOTE %	
James Beach	78	98.73%	
Write-In Totals	1	1.27%	
Total Votes Cast	79	100.00%	
Overvotes	0		
Undervotes	12		

DEM Members of the General Assembly 6th Legislative District Vote For 2

	TOTAL	VOTE %	
Louis D. Greenwald	75	49.67%	
Pamela R. Lampitt	76	50.33%	
Write-In Totals	0	0.00%	
Total Votes Cast	151	100.00%	
Overvotes	0		
Undervotes	31		




DEM Members of the Board of County Commissioners Vote For 2

	TOTAL	VOTE %	
Kate Delany	42	24.85%	
Samuel E. Sweet	37	21.89%	
Louis Cappelli Jr.	49	28.99%	
Jonathan L. Young Sr.	41	24.26%	
Write-In Totals	0	0.00%	
Total Votes Cast	169	100.00%	
Overvotes	6		
Undervotes	7		

Stratford District 3





DEM Mayor Stratford Borough

Vote For 1

	TOTAL	VOTE %	
Linda Hall	76	98.70%	
Write-In Totals	1	1.30%	
Total Votes Cast	77	100.00%	
Overvotes	0		
Undervotes	14		







DEM Members of Council Stratford Borough

Vote For 2

	TOTAL	VOTE %	
Michael Tolomeo	73	48.03%	
Pat Gilligan	79	51.97%	
Write-In Totals	0	0.00%	
Total Votes Cast	152	100.00%	
Overvotes	0		
Undervotes	30		







DEM Male Members of County Committee Stratford Borough

Vote For 4

	TOTAL	VOTE %	
John D. Keenan	68	24.37%	
Pat Gilligan	73	26.16%	
Dan Bove	72	25.81%	
Bob Bove	66	23.66%	
Write-In Totals	0	0.00%	
Total Votes Cast	279	100.00%	
Overvotes	0		
Undervotes	85		

DEM Female Members of County Committee Stratford Borough

Vote For 4

	TOTAL	VOTE %	
Terry Armbruster	72	24.83%	
Linda Hall	77	26.55%	
Tina Lomanno	73	25.17%	
Alexis Lomanno	68	23.45%	
Write-In Totals	0	0.00%	
Total Votes Cast	290	100.00%	
Overvotes	0		
Undervotes	74		

Stratford District 3

REP Member of State Senate 6th Legislative District

Vote For 1

	TOTAL	VOTE %	
NO PETITION FILED	0	0.00%	<div style="width: 0%;"></div>
Write-In Totals	3	100.00%	<div style="width: 100%;"></div>
Total Votes Cast	3	100.00%	<div style="width: 100%;"></div>
Overvotes	0		
Undervotes	25		

REP Members of the General Assembly 6th Legislative District

Vote For 2

	TOTAL	VOTE %	
Daniel M. Kenny	26	50.98%	<div style="width: 50.98%;"></div>
Danielle M. Barry	25	49.02%	<div style="width: 49.02%;"></div>
Write-In Totals	0	0.00%	<div style="width: 0%;"></div>
Total Votes Cast	51	100.00%	<div style="width: 100%;"></div>
Overvotes	0		
Undervotes	5		

REP Members of the Board of County Commissioners

Vote For 2

	TOTAL	VOTE %	
Jason Fanning	24	48.98%	<div style="width: 48.98%;"></div>
Norman C. Rebel Jr.	25	51.02%	<div style="width: 51.02%;"></div>
Write-In Totals	0	0.00%	<div style="width: 0%;"></div>
Total Votes Cast	49	100.00%	<div style="width: 100%;"></div>
Overvotes	0		
Undervotes	7		

REP Mayor Stratford Borough

Vote For 1

	TOTAL	VOTE %	
Stephen Gagliardi	27	100.00%	<div style="width: 100%;"></div>
Write-In Totals	0	0.00%	<div style="width: 0%;"></div>
Total Votes Cast	27	100.00%	<div style="width: 100%;"></div>
Overvotes	0		
Undervotes	1		

REP Members of Council Stratford Borough




Vote For 2

	TOTAL	VOTE %	
Adrienne Miranda	24	48.00%	<div style="width: 48.00%;"></div>
Robert Stone	26	52.00%	<div style="width: 52.00%;"></div>
Write-In Totals	0	0.00%	<div style="width: 0%;"></div>
Total Votes Cast	50	100.00%	<div style="width: 100%;"></div>
Overvotes	0		
Undervotes	6		





Stratford District 4

Statistics	TOTAL
Registered Voters - Total	1,095
Registered Voters - NONPARTISAN	387
Registered Voters - DEMOCRAT	464
Registered Voters - REPUBLICAN	244
Ballots Cast - Total	163
Ballots Cast - NONPARTISAN	0
Ballots Cast - DEMOCRAT	119
Ballots Cast - REPUBLICAN	44
Ballots Cast - Blank	0
Voter Turnout - Total	14.89%
Voter Turnout - NONPARTISAN	0.00%
Voter Turnout - DEMOCRAT	25.65%
Voter Turnout - REPUBLICAN	18.03%







DEM Member of State Senate 6th Legislative District Vote For 1

	TOTAL	VOTE %	
James Beach	112	100.00%	
Write-In Totals	0	0.00%	
Total Votes Cast	112	100.00%	
Overvotes	0		
Undervotes	7		

DEM Members of the General Assembly 6th Legislative District Vote For 2

	TOTAL	VOTE %	
Louis D. Greenwald	108	49.54%	
Pamela R. Lampitt	110	50.46%	
Write-In Totals	0	0.00%	
Total Votes Cast	218	100.00%	
Overvotes	0		
Undervotes	20		

DEM Members of the Board of County Commissioners Vote For 2

	TOTAL	VOTE %	
Kate Delany	33	14.67%	
Samuel E. Sweet	27	12.00%	
Louis Cappelli Jr.	79	35.11%	
Jonathan L. Young Sr.	86	38.22%	
Write-In Totals	0	0.00%	
Total Votes Cast	225	100.00%	
Overvotes	4		
Undervotes	9		

Stratford District 4

DEM Mayor Stratford Borough

Vote For 1

	TOTAL	VOTE %	
Linda Hall	105	99.06%	<div style="width: 99.06%;"><div style="width: 99.06%;"></div></div>
Write-In Totals	1	0.94%	<div style="width: 0.94%;"><div style="width: 0.94%;"></div></div>
Total Votes Cast	106	100.00%	<div style="width: 100.00%;"><div style="width: 100.00%;"></div></div>
Overvotes	0		
Undervotes	13		

DEM Members of Council Stratford Borough

Vote For 2

	TOTAL	VOTE %	
Michael Tolomeo	106	49.07%	<div style="width: 49.07%;"><div style="width: 49.07%;"></div></div>
Pat Gilligan	110	50.93%	<div style="width: 50.93%;"><div style="width: 50.93%;"></div></div>
Write-In Totals	0	0.00%	<div style="width: 0.00%;"><div style="width: 0.00%;"></div></div>
Total Votes Cast	216	100.00%	<div style="width: 100.00%;"><div style="width: 100.00%;"></div></div>
Overvotes	0		
Undervotes	22		

DEM Male Members of County Committee Stratford Borough

Vote For 4

	TOTAL	VOTE %	
John D. Keenan	104	24.94%	<div style="width: 24.94%;"><div style="width: 24.94%;"></div></div>
Pat Gilligan	107	25.66%	<div style="width: 25.66%;"><div style="width: 25.66%;"></div></div>
Dan Bove	102	24.46%	<div style="width: 24.46%;"><div style="width: 24.46%;"></div></div>
Bob Bove	102	24.46%	<div style="width: 24.46%;"><div style="width: 24.46%;"></div></div>
Write-In Totals	2	0.48%	<div style="width: 0.48%;"><div style="width: 0.48%;"></div></div>
Total Votes Cast	417	100.00%	<div style="width: 100.00%;"><div style="width: 100.00%;"></div></div>
Overvotes	0		
Undervotes	59		

DEM Female Members of County Committee Stratford Borough

Vote For 4

	TOTAL	VOTE %	
Terry Armbruster	110	25.58%	<div style="width: 25.58%;"><div style="width: 25.58%;"></div></div>
Linda Hall	106	24.65%	<div style="width: 24.65%;"><div style="width: 24.65%;"></div></div>
Tina Lomanno	108	25.12%	<div style="width: 25.12%;"><div style="width: 25.12%;"></div></div>
Alexis Lomanno	106	24.65%	<div style="width: 24.65%;"><div style="width: 24.65%;"></div></div>
Write-In Totals	0	0.00%	<div style="width: 0.00%;"><div style="width: 0.00%;"></div></div>
Total Votes Cast	430	100.00%	<div style="width: 100.00%;"><div style="width: 100.00%;"></div></div>
Overvotes	0		
Undervotes	46		

Stratford District 4





REP Member of State Senate 6th Legislative District

Vote For 1

	TOTAL	VOTE %
NO PETITION FILED	0	
Write-In Totals	0	
Total Votes Cast	0	
Overvotes	0	
Undervotes	44	





REP Members of the General Assembly 6th Legislative District

Vote For 2

	TOTAL	VOTE %
Daniel M. Kenny	41	50.00% 
Danielle M. Barry	41	50.00% 
Write-In Totals	0	0.00% 
Total Votes Cast	82	100.00% 
Overvotes	0	
Undervotes	6	




REP Members of the Board of County Commissioners

Vote For 2

	TOTAL	VOTE %
Jason Fanning	41	50.62% 
Norman C. Rebel Jr.	40	49.38% 
Write-In Totals	0	0.00% 
Total Votes Cast	81	100.00% 
Overvotes	0	
Undervotes	7	





REP Mayor Stratford Borough

Vote For 1

	TOTAL	VOTE %
Stephen Gagliardi	40	95.24% 
Write-In Totals	2	4.76% 
Total Votes Cast	42	100.00% 
Overvotes	0	
Undervotes	2	

REP Members of Council Stratford Borough




Vote For 2

	TOTAL	VOTE %
Adrienne Mirenda	40	46.51% 
Robert Stone	40	46.51% 
Write-In Totals	6	6.98% 
Total Votes Cast	86	100.00% 
Overvotes	0	
Undervotes	2	





Stratford District 5 Suppressed

Statistics	TOTAL
Registered Voters - Total	787
Registered Voters - NONPARTISAN	310
Registered Voters - DEMOCRAT	392
Registered Voters - REPUBLICAN	85
Ballots Cast - Total	70
Ballots Cast - NONPARTISAN	0
Ballots Cast - DEMOCRAT	56
Ballots Cast - REPUBLICAN	14
Ballots Cast - Blank	0
Voter Turnout - Total	8.89%
Voter Turnout - NONPARTISAN	0.00%
Voter Turnout - DEMOCRAT	14.29%
Voter Turnout - REPUBLICAN	16.47%







DEM Member of State Senate 6th Legislative District Vote For 1

	TOTAL	VOTE %	
James Beach	53	100.00%	
Write-In Totals	0	0.00%	
Total Votes Cast	53	100.00%	
Overvotes	0		
Undervotes	3		

DEM Members of the General Assembly 6th Legislative District Vote For 2

	TOTAL	VOTE %	
Louis D. Greenwald	54	51.92%	
Pamela R. Lampitt	50	48.08%	
Write-In Totals	0	0.00%	
Total Votes Cast	104	100.00%	
Overvotes	0		
Undervotes	8		

DEM Members of the Board of County Commissioners Vote For 2

	TOTAL	VOTE %	
Kate Delany	19	20.88%	
Samuel E. Sweet	14	15.38%	
Louis Cappelli Jr.	29	31.87%	
Jonathan L. Young Sr.	29	31.87%	
Write-In Totals	0	0.00%	
Total Votes Cast	91	100.00%	
Overvotes	12		
Undervotes	9		

Stratford District 5 Suppressed

DEM Mayor Stratford Borough

Vote For 1

	TOTAL	VOTE %	
Linda Hall	52	100.00%	<div style="width: 100%; height: 10px; background-color: #f0e68c;"></div>
Write-In Totals	0	0.00%	<div style="width: 0%; height: 10px; background-color: #d3d3d3;"></div>
Total Votes Cast	52	100.00%	<div style="width: 100%; height: 10px; background-color: #f0e68c;"></div>
Overvotes	0		
Undervotes	4		

DEM Members of Council Stratford Borough

Vote For 2

	TOTAL	VOTE %	
Michael Tolomeo	49	47.57%	<div style="width: 47.57%; height: 10px; background-color: #f0e68c;"></div>
Pat Gilligan	54	52.43%	<div style="width: 52.43%; height: 10px; background-color: #f0e68c;"></div>
Write-In Totals	0	0.00%	<div style="width: 0%; height: 10px; background-color: #d3d3d3;"></div>
Total Votes Cast	103	100.00%	<div style="width: 100%; height: 10px; background-color: #f0e68c;"></div>
Overvotes	0		
Undervotes	9		

DEM Male Members of County Committee Stratford Borough

Vote For 4

	TOTAL	VOTE %	
John D. Keenan	47	24.74%	<div style="width: 24.74%; height: 10px; background-color: #f0e68c;"></div>
Pat Gilligan	52	27.37%	<div style="width: 27.37%; height: 10px; background-color: #f0e68c;"></div>
Dan Bove	46	24.21%	<div style="width: 24.21%; height: 10px; background-color: #f0e68c;"></div>
Bob Bove	45	23.68%	<div style="width: 23.68%; height: 10px; background-color: #f0e68c;"></div>
Write-In Totals	0	0.00%	<div style="width: 0%; height: 10px; background-color: #d3d3d3;"></div>
Total Votes Cast	190	100.00%	<div style="width: 100%; height: 10px; background-color: #f0e68c;"></div>
Overvotes	0		
Undervotes	34		

DEM Female Members of County Committee Stratford Borough

Vote For 4

	TOTAL	VOTE %	
Terry Armbruster	52	25.62%	<div style="width: 25.62%; height: 10px; background-color: #f0e68c;"></div>
Linda Hall	53	26.11%	<div style="width: 26.11%; height: 10px; background-color: #f0e68c;"></div>
Tina Lomanno	50	24.63%	<div style="width: 24.63%; height: 10px; background-color: #f0e68c;"></div>
Alexis Lomanno	48	23.65%	<div style="width: 23.65%; height: 10px; background-color: #f0e68c;"></div>
Write-In Totals	0	0.00%	<div style="width: 0%; height: 10px; background-color: #d3d3d3;"></div>
Total Votes Cast	203	100.00%	<div style="width: 100%; height: 10px; background-color: #f0e68c;"></div>
Overvotes	0		
Undervotes	21		

Stratford District 5 Suppressed

REP Member of State Senate 6th Legislative District

Vote For 1

TOTAL VOTE %

NO PETITION FILED

Write-In Totals

Total Votes Cast

Overvotes

Undervotes

REP Members of the General Assembly 6th Legislative District

Vote For 2

TOTAL VOTE %

Daniel M. Kenny

Danielle M. Barry

Write-In Totals

Total Votes Cast

Overvotes

Undervotes

REP Members of the Board of County Commissioners

Vote For 2

TOTAL VOTE %

Jason Fanning

Norman C. Rebel Jr.

Write-In Totals

Total Votes Cast

Overvotes

Undervotes

REP Mayor Stratford Borough

Vote For 1

TOTAL VOTE %

Stephen Gagliardi

Write-In Totals

Total Votes Cast

Overvotes

Undervotes

REP Members of Council Stratford Borough

Vote For 2

TOTAL VOTE %

Adrienne Mirenda

Robert Stone

Write-In Totals

Total Votes Cast

Overvotes

Undervotes

Stratford District 6

Statistics	TOTAL
Registered Voters - Total	939
Registered Voters - NONPARTISAN	348
Registered Voters - DEMOCRAT	379
Registered Voters - REPUBLICAN	212
Ballots Cast - Total	106
Ballots Cast - NONPARTISAN	0
Ballots Cast - DEMOCRAT	80
Ballots Cast - REPUBLICAN	26
Ballots Cast - Blank	1
Voter Turnout - Total	11.29%
Voter Turnout - NONPARTISAN	0.00%
Voter Turnout - DEMOCRAT	21.11%
Voter Turnout - REPUBLICAN	12.26%

DEM Member of State Senate 6th Legislative District Vote For 1

	TOTAL	VOTE %	
James Beach	75	100.00%	<div style="width: 100%; height: 10px; background-color: #f0e68c;"></div>
Write-In Totals	0	0.00%	<div style="width: 0%; height: 10px; background-color: #cccccc;"></div>
Total Votes Cast	75	100.00%	<div style="width: 100%; height: 10px; background-color: #f0e68c;"></div>
Overvotes	0		
Undervotes	5		

DEM Members of the General Assembly 6th Legislative District Vote For 2

	TOTAL	VOTE %	
Louis D. Greenwald	76	51.35%	<div style="width: 51.35%; height: 10px; background-color: #f0e68c;"></div>
Pamela R. Lampitt	72	48.65%	<div style="width: 48.65%; height: 10px; background-color: #f0e68c;"></div>
Write-In Totals	0	0.00%	<div style="width: 0%; height: 10px; background-color: #cccccc;"></div>
Total Votes Cast	148	100.00%	<div style="width: 100%; height: 10px; background-color: #f0e68c;"></div>
Overvotes	0		
Undervotes	12		

DEM Members of the Board of County Commissioners Vote For 2

	TOTAL	VOTE %	
Kate Delany	12	8.76%	<div style="width: 8.76%; height: 10px; background-color: #f0e68c;"></div>
Samuel E. Sweet	9	6.57%	<div style="width: 6.57%; height: 10px; background-color: #f0e68c;"></div>
Louis Cappelli Jr.	60	43.80%	<div style="width: 43.80%; height: 10px; background-color: #f0e68c;"></div>
Jonathan L. Young Sr.	56	40.88%	<div style="width: 40.88%; height: 10px; background-color: #f0e68c;"></div>
Write-In Totals	0	0.00%	<div style="width: 0%; height: 10px; background-color: #cccccc;"></div>
Total Votes Cast	137	100.00%	<div style="width: 100%; height: 10px; background-color: #f0e68c;"></div>
Overvotes	8		
Undervotes	15		

Stratford District 6

DEM Mayor Stratford Borough

Vote For 1

	TOTAL	VOTE %	
Linda Hall	69	95.83%	<div style="width: 95.83%;"><div style="width: 95.83%;"></div></div>
Write-In Totals	3	4.17%	<div style="width: 4.17%;"><div style="width: 4.17%;"></div></div>
Total Votes Cast	72	100.00%	<div style="width: 100%;"><div style="width: 100%;"></div></div>
Overvotes	0		
Undervotes	8		

DEM Members of Council Stratford Borough

Vote For 2

	TOTAL	VOTE %	
Michael Tolomeo	73	49.66%	<div style="width: 49.66%;"><div style="width: 49.66%;"></div></div>
Pat Gilligan	74	50.34%	<div style="width: 50.34%;"><div style="width: 50.34%;"></div></div>
Write-In Totals	0	0.00%	<div style="width: 0%;"><div style="width: 0%;"></div></div>
Total Votes Cast	147	100.00%	<div style="width: 100%;"><div style="width: 100%;"></div></div>
Overvotes	0		
Undervotes	13		

DEM Male Members of County Committee Stratford Borough

Vote For 4

	TOTAL	VOTE %	
John D. Keenan	69	24.13%	<div style="width: 24.13%;"><div style="width: 24.13%;"></div></div>
Pat Gilligan	73	25.52%	<div style="width: 25.52%;"><div style="width: 25.52%;"></div></div>
Dan Bove	72	25.17%	<div style="width: 25.17%;"><div style="width: 25.17%;"></div></div>
Bob Bove	72	25.17%	<div style="width: 25.17%;"><div style="width: 25.17%;"></div></div>
Write-In Totals	0	0.00%	<div style="width: 0%;"><div style="width: 0%;"></div></div>
Total Votes Cast	286	100.00%	<div style="width: 100%;"><div style="width: 100%;"></div></div>
Overvotes	0		
Undervotes	34		

DEM Female Members of County Committee Stratford Borough

Vote For 4

	TOTAL	VOTE %	
Terry Armbruster	71	25.09%	<div style="width: 25.09%;"><div style="width: 25.09%;"></div></div>
Linda Hall	71	25.09%	<div style="width: 25.09%;"><div style="width: 25.09%;"></div></div>
Tina Lomanno	69	24.38%	<div style="width: 24.38%;"><div style="width: 24.38%;"></div></div>
Alexis Lomanno	69	24.38%	<div style="width: 24.38%;"><div style="width: 24.38%;"></div></div>
Write-In Totals	3	1.06%	<div style="width: 1.06%;"><div style="width: 1.06%;"></div></div>
Total Votes Cast	283	100.00%	<div style="width: 100%;"><div style="width: 100%;"></div></div>
Overvotes	0		
Undervotes	37		

Stratford District 6

REP Member of State Senate 6th Legislative District

Vote For 1

	TOTAL	VOTE %	
NO PETITION FILED	0	0.00%	<div style="width: 0%;"></div>
Write-In Totals	1	100.00%	<div style="width: 100%;"></div>
Total Votes Cast	1	100.00%	<div style="width: 100%;"></div>
Overvotes	0		
Undervotes	25		

REP Members of the General Assembly 6th Legislative District

Vote For 2

	TOTAL	VOTE %	
Daniel M. Kenny	19	48.72%	<div style="width: 48.72%;"></div>
Danielle M. Barry	20	51.28%	<div style="width: 51.28%;"></div>
Write-In Totals	0	0.00%	<div style="width: 0%;"></div>
Total Votes Cast	39	100.00%	<div style="width: 100%;"></div>
Overvotes	0		
Undervotes	13		

REP Members of the Board of County Commissioners

Vote For 2

	TOTAL	VOTE %	
Jason Fanning	18	48.65%	<div style="width: 48.65%;"></div>
Norman C. Rebel Jr.	19	51.35%	<div style="width: 51.35%;"></div>
Write-In Totals	0	0.00%	<div style="width: 0%;"></div>
Total Votes Cast	37	100.00%	<div style="width: 100%;"></div>
Overvotes	0		
Undervotes	15		

REP Mayor Stratford Borough

Vote For 1

	TOTAL	VOTE %	
Stephen Gagliardi	24	100.00%	<div style="width: 100%;"></div>
Write-In Totals	0	0.00%	<div style="width: 0%;"></div>
Total Votes Cast	24	100.00%	<div style="width: 100%;"></div>
Overvotes	0		
Undervotes	2		

REP Members of Council Stratford Borough

Vote For 2

	TOTAL	VOTE %	
Adrienne Mirenda	21	51.22%	<div style="width: 51.22%;"></div>
Robert Stone	20	48.78%	<div style="width: 48.78%;"></div>
Write-In Totals	0	0.00%	<div style="width: 0%;"></div>
Total Votes Cast	41	100.00%	<div style="width: 100%;"></div>
Overvotes	0		
Undervotes	11		

Tavistock District 0 Suppressed

Statistics	TOTAL
Registered Voters - Total	11
Registered Voters - NONPARTISAN	3
Registered Voters - DEMOCRAT	3
Registered Voters - REPUBLICAN	5
Ballots Cast - Total	2
Ballots Cast - NONPARTISAN	0
Ballots Cast - DEMOCRAT	0
Ballots Cast - REPUBLICAN	2
Ballots Cast - Blank	0
Voter Turnout - Total	18.18%
Voter Turnout - NONPARTISAN	0.00%
Voter Turnout - DEMOCRAT	0.00%
Voter Turnout - REPUBLICAN	40.00%

DEM Member of State Senate 6th Legislative District Vote For 1

	TOTAL	VOTE %
James Beach	0	
Write-In Totals	0	
Total Votes Cast	0	
Overvotes	0	
Undervotes	0	

DEM Members of the General Assembly 6th Legislative District Vote For 2

	TOTAL	VOTE %
Louis D. Greenwald	0	
Pamela R. Lampitt	0	
Write-In Totals	0	
Total Votes Cast	0	
Overvotes	0	
Undervotes	0	

DEM Members of the Board of County Commissioners Vote For 2

	TOTAL	VOTE %
Kate Delany	0	
Samuel E. Sweet	0	
Louis Cappelli Jr.	0	
Jonathan L. Young Sr.	0	
Write-In Totals	0	
Total Votes Cast	0	
Overvotes	0	
Undervotes	0	

Tavistock District 0 Suppressed

REP Member of State Senate 6th Legislative District

Vote For 1

TOTAL VOTE %

NO PETITION FILED

Write-In Totals

Total Votes Cast

Overvotes

Undervotes

REP Members of the General Assembly 6th Legislative District

Vote For 2

TOTAL VOTE %

Daniel M. Kenny

Danielle M. Barry

Write-In Totals

Total Votes Cast

Overvotes

Undervotes

REP Members of the Board of County Commissioners

Vote For 2

TOTAL VOTE %

Jason Fanning

Norman C. Rebel Jr.

Write-In Totals

Total Votes Cast

Overvotes

Undervotes

Voorhees District 1

Statistics	TOTAL
Registered Voters - Total	1,640
Registered Voters - NONPARTISAN	580
Registered Voters - DEMOCRAT	769
Registered Voters - REPUBLICAN	291
Ballots Cast - Total	193
Ballots Cast - NONPARTISAN	0
Ballots Cast - DEMOCRAT	151
Ballots Cast - REPUBLICAN	42
Ballots Cast - Blank	0
Voter Turnout - Total	11.77%
Voter Turnout - NONPARTISAN	0.00%
Voter Turnout - DEMOCRAT	19.64%
Voter Turnout - REPUBLICAN	14.43%

DEM Member of State Senate 6th Legislative District Vote For 1

	TOTAL	VOTE %
James Beach	140	99.29%
Write-In Totals	1	0.71%
Total Votes Cast	141	100.00%
Overvotes	0	
Undervotes	10	

DEM Members of the General Assembly 6th Legislative District Vote For 2

	TOTAL	VOTE %
Louis D. Greenwald	135	49.82%
Pamela R. Lampitt	134	49.45%
Write-In Totals	2	0.74%
Total Votes Cast	271	100.00%
Overvotes	0	
Undervotes	31	

DEM Members of the Board of County Commissioners Vote For 2

	TOTAL	VOTE %
Kate Delany	53	19.41%
Samuel E. Sweet	51	18.68%
Louis Cappelli Jr.	86	31.50%
Jonathan L. Young Sr.	83	30.40%
Write-In Totals	0	0.00%
Total Votes Cast	273	100.00%
Overvotes	16	
Undervotes	13	

Voorhees District 1

DEM Members of Township Committee Voorhees Township

Vote For 2

	TOTAL	VOTE %	
Michael R. Mignogna	146	50.52%	<div style="width: 50.52%;"><div style="width: 50.52%;"></div></div>
Harry A. Platt	141	48.79%	<div style="width: 48.79%;"><div style="width: 48.79%;"></div></div>
Write-In Totals	2	0.69%	<div style="width: 0.69%;"><div style="width: 0.69%;"></div></div>
Total Votes Cast	289	100.00%	<div style="width: 100.00%;"><div style="width: 100.00%;"></div></div>
Overvotes	0		
Undervotes	13		

DEM Members of County Committee Voorhees Township

Vote For 1

	TOTAL	VOTE %	
Cam Co Dem Comm Inc	131	100.00%	<div style="width: 100.00%;"><div style="width: 100.00%;"></div></div>
Total Votes Cast	131	100.00%	<div style="width: 100.00%;"><div style="width: 100.00%;"></div></div>
Overvotes	0		
Undervotes	20		

REP Member of State Senate 6th Legislative District

Vote For 1

	TOTAL	VOTE %	
NO PETITION FILED	0	0.00%	<div style="width: 0.00%;"><div style="width: 0.00%;"></div></div>
Write-In Totals	2	100.00%	<div style="width: 100.00%;"><div style="width: 100.00%;"></div></div>
Total Votes Cast	2	100.00%	<div style="width: 100.00%;"><div style="width: 100.00%;"></div></div>
Overvotes	0		
Undervotes	40		

REP Members of the General Assembly 6th Legislative District

Vote For 2

	TOTAL	VOTE %	
Daniel M. Kenny	42	50.60%	<div style="width: 50.60%;"><div style="width: 50.60%;"></div></div>
Danielle M. Barry	41	49.40%	<div style="width: 49.40%;"><div style="width: 49.40%;"></div></div>
Write-In Totals	0	0.00%	<div style="width: 0.00%;"><div style="width: 0.00%;"></div></div>
Total Votes Cast	83	100.00%	<div style="width: 100.00%;"><div style="width: 100.00%;"></div></div>
Overvotes	0		
Undervotes	1		

REP Members of the Board of County Commissioners





Vote For 2

	TOTAL	VOTE %	
Jason Fanning	42	50.60%	<div style="width: 50.60%;"><div style="width: 50.60%;"></div></div>
Norman C. Rebel Jr.	41	49.40%	<div style="width: 49.40%;"><div style="width: 49.40%;"></div></div>
Write-In Totals	0	0.00%	<div style="width: 0.00%;"><div style="width: 0.00%;"></div></div>
Total Votes Cast	83	100.00%	<div style="width: 100.00%;"><div style="width: 100.00%;"></div></div>
Overvotes	0		
Undervotes	1		

Voorhees District 1

REP Members of Township Committee Voorhees Township

Vote For 2

	TOTAL	VOTE %	
Eric Simkin	42	50.60%	
Tina Bernstein	41	49.40%	
Write-In Totals	0	0.00%	
Total Votes Cast	83	100.00%	
Overvotes	0		
Undervotes	1		

Voorhees District 2

Statistics	TOTAL
Registered Voters - Total	1,481
Registered Voters - NONPARTISAN	555
Registered Voters - DEMOCRAT	618
Registered Voters - REPUBLICAN	308
Ballots Cast - Total	201
Ballots Cast - NONPARTISAN	0
Ballots Cast - DEMOCRAT	149
Ballots Cast - REPUBLICAN	52
Ballots Cast - Blank	0
Voter Turnout - Total	13.57%
Voter Turnout - NONPARTISAN	0.00%
Voter Turnout - DEMOCRAT	24.11%
Voter Turnout - REPUBLICAN	16.88%

DEM Member of State Senate 6th Legislative District Vote For 1

	TOTAL	VOTE %	
James Beach	141	100.00%	<div style="width: 100%; height: 10px; background-color: #f0e68c;"></div>
Write-In Totals	0	0.00%	<div style="width: 0%; height: 10px; background-color: #d3d3d3;"></div>
Total Votes Cast	141	100.00%	<div style="width: 100%; height: 10px; background-color: #f0e68c;"></div>
Overvotes	0		
Undervotes	8		

DEM Members of the General Assembly 6th Legislative District Vote For 2

	TOTAL	VOTE %	
Louis D. Greenwald	141	50.00%	<div style="width: 50%; height: 10px; background-color: #f0e68c;"></div>
Pamela R. Lampitt	141	50.00%	<div style="width: 50%; height: 10px; background-color: #d3d3d3;"></div>
Write-In Totals	0	0.00%	<div style="width: 0%; height: 10px; background-color: #d3d3d3;"></div>
Total Votes Cast	282	100.00%	<div style="width: 100%; height: 10px; background-color: #f0e68c;"></div>
Overvotes	0		
Undervotes	16		

DEM Members of the Board of County Commissioners Vote For 2

	TOTAL	VOTE %	
Kate Delany	48	17.20%	<div style="width: 17.20%; height: 10px; background-color: #f0e68c;"></div>
Samuel E. Sweet	37	13.26%	<div style="width: 13.26%; height: 10px; background-color: #d3d3d3;"></div>
Louis Cappelli Jr.	98	35.13%	<div style="width: 35.13%; height: 10px; background-color: #f0e68c;"></div>
Jonathan L. Young Sr.	95	34.05%	<div style="width: 34.05%; height: 10px; background-color: #d3d3d3;"></div>
Write-In Totals	1	0.36%	<div style="width: 0.36%; height: 10px; background-color: #d3d3d3;"></div>
Total Votes Cast	279	100.00%	<div style="width: 100%; height: 10px; background-color: #f0e68c;"></div>
Overvotes	12		
Undervotes	7		

Voorhees District 2

DEM Members of Township Committee Voorhees Township

Vote For 2

	TOTAL	VOTE %	
Michael R. Mignogna	144	50.70%	<div style="width: 50.70%;"><div style="width: 50.70%;"></div></div>
Harry A. Platt	140	49.30%	<div style="width: 49.30%;"><div style="width: 49.30%;"></div></div>
Write-In Totals	0	0.00%	<div style="width: 0%;"><div style="width: 0%;"></div></div>
Total Votes Cast	284	100.00%	<div style="width: 100%;"><div style="width: 100%;"></div></div>
Overvotes	0		
Undervotes	14		

DEM Members of County Committee Voorhees Township

Vote For 1

	TOTAL	VOTE %	
Cam Co Dem Comm Inc	140	100.00%	<div style="width: 100%;"><div style="width: 100%;"></div></div>
Total Votes Cast	140	100.00%	<div style="width: 100%;"><div style="width: 100%;"></div></div>
Overvotes	0		
Undervotes	9		

REP Member of State Senate 6th Legislative District

Vote For 1

	TOTAL	VOTE %	
NO PETITION FILED	0	0.00%	<div style="width: 0%;"><div style="width: 0%;"></div></div>
Write-In Totals	2	100.00%	<div style="width: 100%;"><div style="width: 100%;"></div></div>
Total Votes Cast	2	100.00%	<div style="width: 100%;"><div style="width: 100%;"></div></div>
Overvotes	0		
Undervotes	50		

REP Members of the General Assembly 6th Legislative District

Vote For 2

	TOTAL	VOTE %	
Daniel M. Kenny	52	50.49%	<div style="width: 50.49%;"><div style="width: 50.49%;"></div></div>
Danielle M. Barry	51	49.51%	<div style="width: 49.51%;"><div style="width: 49.51%;"></div></div>
Write-In Totals	0	0.00%	<div style="width: 0%;"><div style="width: 0%;"></div></div>
Total Votes Cast	103	100.00%	<div style="width: 100%;"><div style="width: 100%;"></div></div>
Overvotes	0		
Undervotes	1		

REP Members of the Board of County Commissioners





Vote For 2

	TOTAL	VOTE %	
Jason Fanning	51	49.51%	<div style="width: 49.51%;"><div style="width: 49.51%;"></div></div>
Norman C. Rebel Jr.	52	50.49%	<div style="width: 50.49%;"><div style="width: 50.49%;"></div></div>
Write-In Totals	0	0.00%	<div style="width: 0%;"><div style="width: 0%;"></div></div>
Total Votes Cast	103	100.00%	<div style="width: 100%;"><div style="width: 100%;"></div></div>
Overvotes	0		
Undervotes	1		

Voorhees District 2

REP Members of Township Committee Voorhees Township




Vote For 2

	TOTAL	VOTE %	
Eric Simkin	48	50.00%	
Tina Bernstein	48	50.00%	
Write-In Totals	0	0.00%	
Total Votes Cast	96	100.00%	
Overvotes	0		
Undervotes	8		





Voorhees District 3

Statistics	TOTAL
Registered Voters - Total	1,374
Registered Voters - NONPARTISAN	521
Registered Voters - DEMOCRAT	585
Registered Voters - REPUBLICAN	268
Ballots Cast - Total	121
Ballots Cast - NONPARTISAN	0
Ballots Cast - DEMOCRAT	100
Ballots Cast - REPUBLICAN	21
Ballots Cast - Blank	0
Voter Turnout - Total	8.81%
Voter Turnout - NONPARTISAN	0.00%
Voter Turnout - DEMOCRAT	17.09%
Voter Turnout - REPUBLICAN	7.84%







DEM Member of State Senate 6th Legislative District Vote For 1

	TOTAL	VOTE %	
James Beach	92	100.00%	
Write-In Totals	0	0.00%	
Total Votes Cast	92	100.00%	
Overvotes	0		
Undervotes	8		

DEM Members of the General Assembly 6th Legislative District Vote For 2

	TOTAL	VOTE %	
Louis D. Greenwald	95	49.74%	
Pamela R. Lampitt	96	50.26%	
Write-In Totals	0	0.00%	
Total Votes Cast	191	100.00%	
Overvotes	0		
Undervotes	9		

DEM Members of the Board of County Commissioners Vote For 2

	TOTAL	VOTE %	
Kate Delany	35	18.32%	
Samuel E. Sweet	27	14.14%	
Louis Cappelli Jr.	65	34.03%	
Jonathan L. Young Sr.	64	33.51%	
Write-In Totals	0	0.00%	
Total Votes Cast	191	100.00%	
Overvotes	8		
Undervotes	1		

Voorhees District 3

DEM Members of Township Committee Voorhees Township

Vote For 2

	TOTAL	VOTE %	
Michael R. Mignogna	96	50.00%	<div style="width: 50%;"><div style="width: 50%;"></div></div>
Harry A. Platt	96	50.00%	<div style="width: 50%;"><div style="width: 50%;"></div></div>
Write-In Totals	0	0.00%	<div style="width: 0%;"><div style="width: 0%;"></div></div>
Total Votes Cast	192	100.00%	<div style="width: 100%;"><div style="width: 100%;"></div></div>
Overvotes	0		
Undervotes	8		

DEM Members of County Committee Voorhees Township

Vote For 1

	TOTAL	VOTE %	
Cam Co Dem Comm Inc	92	100.00%	<div style="width: 100%;"><div style="width: 100%;"></div></div>
Total Votes Cast	92	100.00%	<div style="width: 100%;"><div style="width: 100%;"></div></div>
Overvotes	0		
Undervotes	8		

REP Member of State Senate 6th Legislative District

Vote For 1

	TOTAL	VOTE %	
NO PETITION FILED	0	0.00%	<div style="width: 0%;"><div style="width: 0%;"></div></div>
Write-In Totals	2	100.00%	<div style="width: 100%;"><div style="width: 100%;"></div></div>
Total Votes Cast	2	100.00%	<div style="width: 100%;"><div style="width: 100%;"></div></div>
Overvotes	0		
Undervotes	19		

REP Members of the General Assembly 6th Legislative District

Vote For 2

	TOTAL	VOTE %	
Daniel M. Kenny	21	50.00%	<div style="width: 50%;"><div style="width: 50%;"></div></div>
Danielle M. Barry	21	50.00%	<div style="width: 50%;"><div style="width: 50%;"></div></div>
Write-In Totals	0	0.00%	<div style="width: 0%;"><div style="width: 0%;"></div></div>
Total Votes Cast	42	100.00%	<div style="width: 100%;"><div style="width: 100%;"></div></div>
Overvotes	0		
Undervotes	0		

REP Members of the Board of County Commissioners





Vote For 2

	TOTAL	VOTE %	
Jason Fanning	21	50.00%	<div style="width: 50%;"><div style="width: 50%;"></div></div>
Norman C. Rebel Jr.	21	50.00%	<div style="width: 50%;"><div style="width: 50%;"></div></div>
Write-In Totals	0	0.00%	<div style="width: 0%;"><div style="width: 0%;"></div></div>
Total Votes Cast	42	100.00%	<div style="width: 100%;"><div style="width: 100%;"></div></div>
Overvotes	0		
Undervotes	0		

Voorhees District 3

REP Members of Township Committee Voorhees Township




Vote For 2

	TOTAL	VOTE %	
Eric Simkin	21	50.00%	
Tina Bernstein	21	50.00%	
Write-In Totals	0	0.00%	
Total Votes Cast	42	100.00%	
Overvotes	0		
Undervotes	0		





Voorhees District 4

Statistics	TOTAL
Registered Voters - Total	1,522
Registered Voters - NONPARTISAN	560
Registered Voters - DEMOCRAT	708
Registered Voters - REPUBLICAN	254
Ballots Cast - Total	152
Ballots Cast - NONPARTISAN	0
Ballots Cast - DEMOCRAT	123
Ballots Cast - REPUBLICAN	29
Ballots Cast - Blank	1
Voter Turnout - Total	9.99%
Voter Turnout - NONPARTISAN	0.00%
Voter Turnout - DEMOCRAT	17.37%
Voter Turnout - REPUBLICAN	11.42%







DEM Member of State Senate 6th Legislative District Vote For 1

	TOTAL	VOTE %	
James Beach	106	100.00%	
Write-In Totals	0	0.00%	
Total Votes Cast	106	100.00%	
Overvotes	1		
Undervotes	16		

DEM Members of the General Assembly 6th Legislative District Vote For 2

	TOTAL	VOTE %	
Louis D. Greenwald	106	48.85%	
Pamela R. Lampitt	111	51.15%	
Write-In Totals	0	0.00%	
Total Votes Cast	217	100.00%	
Overvotes	2		
Undervotes	27		

DEM Members of the Board of County Commissioners Vote For 2

	TOTAL	VOTE %	
Kate Delany	44	20.95%	
Samuel E. Sweet	34	16.19%	
Louis Cappelli Jr.	63	30.00%	
Jonathan L. Young Sr.	69	32.86%	
Write-In Totals	0	0.00%	
Total Votes Cast	210	100.00%	
Overvotes	26		
Undervotes	10		

Voorhees District 4

DEM Members of Township Committee Voorhees Township

Vote For 2

	TOTAL	VOTE %	
Michael R. Mignogna	108	49.32%	<div style="width: 49.32%;"><div style="width: 49.32%;"></div></div>
Harry A. Platt	111	50.68%	<div style="width: 50.68%;"><div style="width: 50.68%;"></div></div>
Write-In Totals	0	0.00%	
Total Votes Cast	219	100.00%	
Overvotes	2		
Undervotes	25		

DEM Members of County Committee Voorhees Township

Vote For 1

	TOTAL	VOTE %	
Cam Co Dem Comm Inc	103	100.00%	<div style="width: 100.00%;"><div style="width: 100.00%;"></div></div>
Total Votes Cast	103	100.00%	
Overvotes	0		
Undervotes	20		

REP Member of State Senate 6th Legislative District

Vote For 1

	TOTAL	VOTE %	
NO PETITION FILED	0	0.00%	
Write-In Totals	1	100.00%	<div style="width: 100.00%;"><div style="width: 100.00%;"></div></div>
Total Votes Cast	1	100.00%	
Overvotes	0		
Undervotes	28		

REP Members of the General Assembly 6th Legislative District

Vote For 2

	TOTAL	VOTE %	
Daniel M. Kenny	28	50.91%	<div style="width: 50.91%;"><div style="width: 50.91%;"></div></div>
Danielle M. Barry	27	49.09%	<div style="width: 49.09%;"><div style="width: 49.09%;"></div></div>
Write-In Totals	0	0.00%	
Total Votes Cast	55	100.00%	
Overvotes	0		
Undervotes	3		

REP Members of the Board of County Commissioners





Vote For 2

	TOTAL	VOTE %	
Jason Fanning	27	50.00%	<div style="width: 50.00%;"><div style="width: 50.00%;"></div></div>
Norman C. Rebel Jr.	27	50.00%	<div style="width: 50.00%;"><div style="width: 50.00%;"></div></div>
Write-In Totals	0	0.00%	
Total Votes Cast	54	100.00%	
Overvotes	0		
Undervotes	4		

Voorhees District 4

REP Members of Township Committee Voorhees Township

Vote For 2

	TOTAL	VOTE %	
Eric Simkin	27	50.00%	
Tina Bernstein	27	50.00%	
Write-In Totals	0	0.00%	
Total Votes Cast	54	100.00%	
Overvotes	0		
Undervotes	4		

Voorhees District 5

Statistics	TOTAL
Registered Voters - Total	1,475
Registered Voters - NONPARTISAN	560
Registered Voters - DEMOCRAT	707
Registered Voters - REPUBLICAN	208
Ballots Cast - Total	180
Ballots Cast - NONPARTISAN	0
Ballots Cast - DEMOCRAT	146
Ballots Cast - REPUBLICAN	34
Ballots Cast - Blank	0
Voter Turnout - Total	12.20%
Voter Turnout - NONPARTISAN	0.00%
Voter Turnout - DEMOCRAT	20.65%
Voter Turnout - REPUBLICAN	16.35%

DEM Member of State Senate 6th Legislative District Vote For 1

	TOTAL	VOTE %	
James Beach	132	100.00%	<div style="width: 100%; height: 10px; background-color: #ffc107;"></div>
Write-In Totals	0	0.00%	<div style="width: 0%; height: 10px; background-color: #6c757d;"></div>
Total Votes Cast	132	100.00%	<div style="width: 100%; height: 10px; background-color: #ffc107;"></div>
Overvotes	0		
Undervotes	14		

DEM Members of the General Assembly 6th Legislative District Vote For 2

	TOTAL	VOTE %	
Louis D. Greenwald	130	50.19%	<div style="width: 50.19%; height: 10px; background-color: #ffc107;"></div>
Pamela R. Lampitt	129	49.81%	<div style="width: 49.81%; height: 10px; background-color: #ffc107;"></div>
Write-In Totals	0	0.00%	<div style="width: 0%; height: 10px; background-color: #6c757d;"></div>
Total Votes Cast	259	100.00%	<div style="width: 100%; height: 10px; background-color: #ffc107;"></div>
Overvotes	0		
Undervotes	33		

DEM Members of the Board of County Commissioners Vote For 2

	TOTAL	VOTE %	
Kate Delany	52	20.00%	<div style="width: 20.00%; height: 10px; background-color: #ffc107;"></div>
Samuel E. Sweet	31	11.92%	<div style="width: 11.92%; height: 10px; background-color: #ffc107;"></div>
Louis Cappelli Jr.	84	32.31%	<div style="width: 32.31%; height: 10px; background-color: #ffc107;"></div>
Jonathan L. Young Sr.	93	35.77%	<div style="width: 35.77%; height: 10px; background-color: #ffc107;"></div>
Write-In Totals	0	0.00%	<div style="width: 0%; height: 10px; background-color: #6c757d;"></div>
Total Votes Cast	260	100.00%	<div style="width: 100%; height: 10px; background-color: #ffc107;"></div>
Overvotes	20		
Undervotes	12		

Voorhees District 5

DEM Members of Township Committee Voorhees Township

Vote For 2

	TOTAL	VOTE %	
Michael R. Mignogna	130	50.58%	<div style="width: 50.58%;"><div style="width: 50.58%;"></div></div>
Harry A. Platt	127	49.42%	<div style="width: 49.42%;"><div style="width: 49.42%;"></div></div>
Write-In Totals	0	0.00%	
Total Votes Cast	257	100.00%	
Overvotes	0		
Undervotes	35		

DEM Members of County Committee Voorhees Township

Vote For 1

	TOTAL	VOTE %	
Cam Co Dem Comm Inc	126	100.00%	<div style="width: 100%;"><div style="width: 100%;"></div></div>
Total Votes Cast	126	100.00%	
Overvotes	0		
Undervotes	20		

REP Member of State Senate 6th Legislative District

Vote For 1

	TOTAL	VOTE %	
NO PETITION FILED	0	0.00%	
Write-In Totals	2	100.00%	<div style="width: 100%;"><div style="width: 100%;"></div></div>
Total Votes Cast	2	100.00%	
Overvotes	0		
Undervotes	32		

REP Members of the General Assembly 6th Legislative District

Vote For 2

	TOTAL	VOTE %	
Daniel M. Kenny	30	49.18%	<div style="width: 49.18%;"><div style="width: 49.18%;"></div></div>
Danielle M. Barry	31	50.82%	<div style="width: 50.82%;"><div style="width: 50.82%;"></div></div>
Write-In Totals	0	0.00%	
Total Votes Cast	61	100.00%	
Overvotes	0		
Undervotes	7		

REP Members of the Board of County Commissioners





Vote For 2

	TOTAL	VOTE %	
Jason Fanning	31	50.82%	<div style="width: 50.82%;"><div style="width: 50.82%;"></div></div>
Norman C. Rebel Jr.	30	49.18%	<div style="width: 49.18%;"><div style="width: 49.18%;"></div></div>
Write-In Totals	0	0.00%	
Total Votes Cast	61	100.00%	
Overvotes	0		
Undervotes	7		

Voorhees District 5

REP Members of Township Committee Voorhees Township




Vote For 2

	TOTAL	VOTE %	
Eric Simkin	31	48.44%	
Tina Bernstein	33	51.56%	
Write-In Totals	0	0.00%	
Total Votes Cast	64	100.00%	
Overvotes	0		
Undervotes	4		





Voorhees District 6

Statistics	TOTAL
Registered Voters - Total	1,470
Registered Voters - NONPARTISAN	597
Registered Voters - DEMOCRAT	546
Registered Voters - REPUBLICAN	327
Ballots Cast - Total	114
Ballots Cast - NONPARTISAN	0
Ballots Cast - DEMOCRAT	78
Ballots Cast - REPUBLICAN	36
Ballots Cast - Blank	1
Voter Turnout - Total	7.76%
Voter Turnout - NONPARTISAN	0.00%
Voter Turnout - DEMOCRAT	14.29%
Voter Turnout - REPUBLICAN	11.01%







DEM Member of State Senate 6th Legislative District Vote For 1

	TOTAL	VOTE %	
James Beach	72	100.00%	
Write-In Totals	0	0.00%	
Total Votes Cast	72	100.00%	
Overvotes	0		
Undervotes	6		

DEM Members of the General Assembly 6th Legislative District Vote For 2

	TOTAL	VOTE %	
Louis D. Greenwald	70	50.00%	
Pamela R. Lampitt	70	50.00%	
Write-In Totals	0	0.00%	
Total Votes Cast	140	100.00%	
Overvotes	0		
Undervotes	16		

DEM Members of the Board of County Commissioners Vote For 2

	TOTAL	VOTE %	
Kate Delany	19	13.01%	
Samuel E. Sweet	12	8.22%	
Louis Cappelli Jr.	56	38.36%	
Jonathan L. Young Sr.	59	40.41%	
Write-In Totals	0	0.00%	
Total Votes Cast	146	100.00%	
Overvotes	2		
Undervotes	8		

Voorhees District 6

DEM Members of Township Committee Voorhees Township

Vote For 2

	TOTAL	VOTE %	
Michael R. Mignogna	73	50.00%	<div style="width: 50%;"><div style="width: 50%;"></div></div>
Harry A. Platt	72	49.32%	<div style="width: 49.32%;"><div style="width: 49.32%;"></div></div>
Write-In Totals	1	0.68%	<div style="width: 0.68%;"><div style="width: 0.68%;"></div></div>
Total Votes Cast	146	100.00%	<div style="width: 100%;"><div style="width: 100%;"></div></div>
Overvotes	0		
Undervotes	10		

DEM Members of County Committee Voorhees Township

Vote For 1

	TOTAL	VOTE %	
Cam Co Dem Comm Inc	73	100.00%	<div style="width: 100%;"><div style="width: 100%;"></div></div>
Total Votes Cast	73	100.00%	<div style="width: 100%;"><div style="width: 100%;"></div></div>
Overvotes	0		
Undervotes	5		

REP Member of State Senate 6th Legislative District

Vote For 1

	TOTAL	VOTE %	
NO PETITION FILED	0	0.00%	<div style="width: 0%;"><div style="width: 0%;"></div></div>
Write-In Totals	5	100.00%	<div style="width: 100%;"><div style="width: 100%;"></div></div>
Total Votes Cast	5	100.00%	<div style="width: 100%;"><div style="width: 100%;"></div></div>
Overvotes	0		
Undervotes	31		

REP Members of the General Assembly 6th Legislative District

Vote For 2

	TOTAL	VOTE %	
Daniel M. Kenny	35	50.00%	<div style="width: 50%;"><div style="width: 50%;"></div></div>
Danielle M. Barry	35	50.00%	<div style="width: 50%;"><div style="width: 50%;"></div></div>
Write-In Totals	0	0.00%	<div style="width: 0%;"><div style="width: 0%;"></div></div>
Total Votes Cast	70	100.00%	<div style="width: 100%;"><div style="width: 100%;"></div></div>
Overvotes	0		
Undervotes	2		

REP Members of the Board of County Commissioners





Vote For 2

	TOTAL	VOTE %	
Jason Fanning	35	50.00%	<div style="width: 50%;"><div style="width: 50%;"></div></div>
Norman C. Rebel Jr.	35	50.00%	<div style="width: 50%;"><div style="width: 50%;"></div></div>
Write-In Totals	0	0.00%	<div style="width: 0%;"><div style="width: 0%;"></div></div>
Total Votes Cast	70	100.00%	<div style="width: 100%;"><div style="width: 100%;"></div></div>
Overvotes	0		
Undervotes	2		

Voorhees District 6

REP Members of Township Committee Voorhees Township




Vote For 2

	TOTAL	VOTE %	
Eric Simkin	35	50.00%	
Tina Bernstein	35	50.00%	
Write-In Totals	0	0.00%	
Total Votes Cast	70	100.00%	
Overvotes	0		
Undervotes	2		





Voorhees District 7

Statistics	TOTAL
Registered Voters - Total	777
Registered Voters - NONPARTISAN	268
Registered Voters - DEMOCRAT	341
Registered Voters - REPUBLICAN	168
Ballots Cast - Total	88
Ballots Cast - NONPARTISAN	0
Ballots Cast - DEMOCRAT	65
Ballots Cast - REPUBLICAN	23
Ballots Cast - Blank	0
Voter Turnout - Total	11.33%
Voter Turnout - NONPARTISAN	0.00%
Voter Turnout - DEMOCRAT	19.06%
Voter Turnout - REPUBLICAN	13.69%







DEM Member of State Senate 6th Legislative District Vote For 1

	TOTAL	VOTE %	
James Beach	63	98.44%	
Write-In Totals	1	1.56%	
Total Votes Cast	64	100.00%	
Overvotes	0		
Undervotes	1		

DEM Members of the General Assembly 6th Legislative District Vote For 2

	TOTAL	VOTE %	
Louis D. Greenwald	63	50.40%	
Pamela R. Lampitt	62	49.60%	
Write-In Totals	0	0.00%	
Total Votes Cast	125	100.00%	
Overvotes	0		
Undervotes	5		

DEM Members of the Board of County Commissioners Vote For 2

	TOTAL	VOTE %	
Kate Delany	21	16.67%	
Samuel E. Sweet	15	11.90%	
Louis Cappelli Jr.	46	36.51%	
Jonathan L. Young Sr.	44	34.92%	
Write-In Totals	0	0.00%	
Total Votes Cast	126	100.00%	
Overvotes	2		
Undervotes	2		

Voorhees District 7

DEM Members of Township Committee Voorhees Township

Vote For 2

	TOTAL	VOTE %	
Michael R. Mignogna	62	49.60%	<div style="width: 49.60%; background-color: #f0e68c;"></div>
Harry A. Platt	63	50.40%	<div style="width: 50.40%; background-color: #f0e68c;"></div>
Write-In Totals	0	0.00%	
Total Votes Cast	125	100.00%	<div style="width: 100%; background-color: #f0e68c;"></div>
Overvotes	0		
Undervotes	5		

DEM Members of County Committee Voorhees Township

Vote For 1

	TOTAL	VOTE %	
Cam Co Dem Comm Inc	60	100.00%	<div style="width: 100%; background-color: #f0e68c;"></div>
Total Votes Cast	60	100.00%	<div style="width: 100%; background-color: #f0e68c;"></div>
Overvotes	0		
Undervotes	5		

REP Member of State Senate 6th Legislative District

Vote For 1

	TOTAL	VOTE %	
NO PETITION FILED	0	0.00%	
Write-In Totals	3	100.00%	<div style="width: 100%; background-color: #f0e68c;"></div>
Total Votes Cast	3	100.00%	<div style="width: 100%; background-color: #f0e68c;"></div>
Overvotes	0		
Undervotes	20		

REP Members of the General Assembly 6th Legislative District

Vote For 2

	TOTAL	VOTE %	
Daniel M. Kenny	23	52.27%	<div style="width: 52.27%; background-color: #f0e68c;"></div>
Danielle M. Barry	21	47.73%	<div style="width: 47.73%; background-color: #f0e68c;"></div>
Write-In Totals	0	0.00%	
Total Votes Cast	44	100.00%	<div style="width: 100%; background-color: #f0e68c;"></div>
Overvotes	0		
Undervotes	2		

REP Members of the Board of County Commissioners





Vote For 2

	TOTAL	VOTE %	
Jason Fanning	23	51.11%	<div style="width: 51.11%; background-color: #f0e68c;"></div>
Norman C. Rebel Jr.	22	48.89%	<div style="width: 48.89%; background-color: #f0e68c;"></div>
Write-In Totals	0	0.00%	
Total Votes Cast	45	100.00%	<div style="width: 100%; background-color: #f0e68c;"></div>
Overvotes	0		
Undervotes	1		

Voorhees District 7

REP Members of Township Committee Voorhees Township




Vote For 2

	TOTAL	VOTE %	
Eric Simkin	22	48.89%	
Tina Bernstein	23	51.11%	
Write-In Totals	0	0.00%	
Total Votes Cast	45	100.00%	
Overvotes	0		
Undervotes	1		





Voorhees District 8

Statistics	TOTAL
Registered Voters - Total	1,802
Registered Voters - NONPARTISAN	667
Registered Voters - DEMOCRAT	866
Registered Voters - REPUBLICAN	269
Ballots Cast - Total	183
Ballots Cast - NONPARTISAN	0
Ballots Cast - DEMOCRAT	161
Ballots Cast - REPUBLICAN	22
Ballots Cast - Blank	2
Voter Turnout - Total	10.16%
Voter Turnout - NONPARTISAN	0.00%
Voter Turnout - DEMOCRAT	18.59%
Voter Turnout - REPUBLICAN	8.18%







DEM Member of State Senate 6th Legislative District Vote For 1

	TOTAL	VOTE %	
James Beach	144	100.00%	
Write-In Totals	0	0.00%	
Total Votes Cast	144	100.00%	
Overvotes	0		
Undervotes	17		

DEM Members of the General Assembly 6th Legislative District Vote For 2

	TOTAL	VOTE %	
Louis D. Greenwald	149	50.51%	
Pamela R. Lampitt	146	49.49%	
Write-In Totals	0	0.00%	
Total Votes Cast	295	100.00%	
Overvotes	0		
Undervotes	27		

DEM Members of the Board of County Commissioners Vote For 2

	TOTAL	VOTE %	
Kate Delany	50	16.67%	
Samuel E. Sweet	40	13.33%	
Louis Cappelli Jr.	104	34.67%	
Jonathan L. Young Sr.	106	35.33%	
Write-In Totals	0	0.00%	
Total Votes Cast	300	100.00%	
Overvotes	16		
Undervotes	6		

Voorhees District 8

DEM Members of Township Committee Voorhees Township

Vote For 2

	TOTAL	VOTE %	
Michael R. Mignogna	147	50.00%	<div style="width: 50%;"><div style="width: 50%;"></div></div>
Harry A. Platt	147	50.00%	<div style="width: 50%;"><div style="width: 50%;"></div></div>
Write-In Totals	0	0.00%	<div style="width: 0%;"><div style="width: 0%;"></div></div>
Total Votes Cast	294	100.00%	<div style="width: 100%;"><div style="width: 100%;"></div></div>
Overvotes	0		
Undervotes	28		

DEM Members of County Committee Voorhees Township

Vote For 1

	TOTAL	VOTE %	
Cam Co Dem Comm Inc	146	100.00%	<div style="width: 100%;"><div style="width: 100%;"></div></div>
Total Votes Cast	146	100.00%	<div style="width: 100%;"><div style="width: 100%;"></div></div>
Overvotes	0		
Undervotes	15		

REP Member of State Senate 6th Legislative District

Vote For 1

	TOTAL	VOTE %	
NO PETITION FILED	0		
Write-In Totals	0		
Total Votes Cast	0		
Overvotes	0		
Undervotes	22		

REP Members of the General Assembly 6th Legislative District

Vote For 2

	TOTAL	VOTE %	
Daniel M. Kenny	20	50.00%	<div style="width: 50%;"><div style="width: 50%;"></div></div>
Danielle M. Barry	20	50.00%	<div style="width: 50%;"><div style="width: 50%;"></div></div>
Write-In Totals	0	0.00%	<div style="width: 0%;"><div style="width: 0%;"></div></div>
Total Votes Cast	40	100.00%	<div style="width: 100%;"><div style="width: 100%;"></div></div>
Overvotes	0		
Undervotes	4		

REP Members of the Board of County Commissioners





Vote For 2

	TOTAL	VOTE %	
Jason Fanning	20	50.00%	<div style="width: 50%;"><div style="width: 50%;"></div></div>
Norman C. Rebel Jr.	20	50.00%	<div style="width: 50%;"><div style="width: 50%;"></div></div>
Write-In Totals	0	0.00%	<div style="width: 0%;"><div style="width: 0%;"></div></div>
Total Votes Cast	40	100.00%	<div style="width: 100%;"><div style="width: 100%;"></div></div>
Overvotes	0		
Undervotes	4		

Voorhees District 8

REP Members of Township Committee Voorhees Township

Vote For 2

	TOTAL	VOTE %	
Eric Simkin	19	47.50%	
Tina Bernstein	21	52.50%	
Write-In Totals	0	0.00%	
Total Votes Cast	40	100.00%	
Overvotes	0		
Undervotes	4		

Voorhees District 9

Statistics	TOTAL
Registered Voters - Total	1,472
Registered Voters - NONPARTISAN	548
Registered Voters - DEMOCRAT	610
Registered Voters - REPUBLICAN	314
Ballots Cast - Total	182
Ballots Cast - NONPARTISAN	0
Ballots Cast - DEMOCRAT	153
Ballots Cast - REPUBLICAN	29
Ballots Cast - Blank	1
Voter Turnout - Total	12.36%
Voter Turnout - NONPARTISAN	0.00%
Voter Turnout - DEMOCRAT	25.08%
Voter Turnout - REPUBLICAN	9.24%

DEM Member of State Senate 6th Legislative District Vote For 1

	TOTAL	VOTE %	
James Beach	142	100.00%	<div style="width: 100%; height: 10px; background-color: #ffc107;"></div>
Write-In Totals	0	0.00%	<div style="width: 0%; height: 10px; background-color: #6c757d;"></div>
Total Votes Cast	142	100.00%	<div style="width: 100%; height: 10px; background-color: #ffc107;"></div>
Overvotes	0		
Undervotes	11		

DEM Members of the General Assembly 6th Legislative District Vote For 2

	TOTAL	VOTE %	
Louis D. Greenwald	145	50.70%	<div style="width: 50.7%; height: 10px; background-color: #ffc107;"></div>
Pamela R. Lampitt	141	49.30%	<div style="width: 49.3%; height: 10px; background-color: #ffc107;"></div>
Write-In Totals	0	0.00%	<div style="width: 0%; height: 10px; background-color: #6c757d;"></div>
Total Votes Cast	286	100.00%	<div style="width: 100%; height: 10px; background-color: #ffc107;"></div>
Overvotes	0		
Undervotes	20		

DEM Members of the Board of County Commissioners Vote For 2

	TOTAL	VOTE %	
Kate Delany	47	16.91%	<div style="width: 16.91%; height: 10px; background-color: #ffc107;"></div>
Samuel E. Sweet	41	14.75%	<div style="width: 14.75%; height: 10px; background-color: #ffc107;"></div>
Louis Cappelli Jr.	98	35.25%	<div style="width: 35.25%; height: 10px; background-color: #ffc107;"></div>
Jonathan L. Young Sr.	92	33.09%	<div style="width: 33.09%; height: 10px; background-color: #ffc107;"></div>
Write-In Totals	0	0.00%	<div style="width: 0%; height: 10px; background-color: #6c757d;"></div>
Total Votes Cast	278	100.00%	<div style="width: 100%; height: 10px; background-color: #ffc107;"></div>
Overvotes	14		
Undervotes	14		

Voorhees District 9

DEM Members of Township Committee Voorhees Township

Vote For 2

	TOTAL	VOTE %	
Michael R. Mignogna	142	49.48%	<div style="width: 49.48%; background-color: #f0e68c;"></div>
Harry A. Platt	145	50.52%	<div style="width: 50.52%; background-color: #f0e68c;"></div>
Write-In Totals	0	0.00%	
Total Votes Cast	287	100.00%	<div style="width: 100%; background-color: #f0e68c;"></div>
Overvotes	0		
Undervotes	19		

DEM Members of County Committee Voorhees Township

Vote For 1

	TOTAL	VOTE %	
Cam Co Dem Comm Inc	134	100.00%	<div style="width: 100%; background-color: #f0e68c;"></div>
Total Votes Cast	134	100.00%	<div style="width: 100%; background-color: #f0e68c;"></div>
Overvotes	0		
Undervotes	19		

REP Member of State Senate 6th Legislative District

Vote For 1

	TOTAL	VOTE %	
NO PETITION FILED	0		
Write-In Totals	0		
Total Votes Cast	0		
Overvotes	0		
Undervotes	29		

REP Members of the General Assembly 6th Legislative District

Vote For 2

	TOTAL	VOTE %	
Daniel M. Kenny	29	51.79%	<div style="width: 51.79%; background-color: #f0e68c;"></div>
Danielle M. Barry	27	48.21%	<div style="width: 48.21%; background-color: #f0e68c;"></div>
Write-In Totals	0	0.00%	
Total Votes Cast	56	100.00%	<div style="width: 100%; background-color: #f0e68c;"></div>
Overvotes	0		
Undervotes	2		

REP Members of the Board of County Commissioners





Vote For 2

	TOTAL	VOTE %	
Jason Fanning	29	51.79%	<div style="width: 51.79%; background-color: #f0e68c;"></div>
Norman C. Rebel Jr.	27	48.21%	<div style="width: 48.21%; background-color: #f0e68c;"></div>
Write-In Totals	0	0.00%	
Total Votes Cast	56	100.00%	<div style="width: 100%; background-color: #f0e68c;"></div>
Overvotes	0		
Undervotes	2		

Voorhees District 9

REP Members of Township Committee Voorhees Township

Vote For 2

	TOTAL	VOTE %	
Eric Simkin	27	49.09%	
Tina Bernstein	28	50.91%	
Write-In Totals	0	0.00%	
Total Votes Cast	55	100.00%	
Overvotes	0		
Undervotes	3		

Voorhees District 10

Statistics	TOTAL
Registered Voters - Total	1,123
Registered Voters - NONPARTISAN	409
Registered Voters - DEMOCRAT	502
Registered Voters - REPUBLICAN	212
Ballots Cast - Total	139
Ballots Cast - NONPARTISAN	0
Ballots Cast - DEMOCRAT	118
Ballots Cast - REPUBLICAN	21
Ballots Cast - Blank	0
Voter Turnout - Total	12.38%
Voter Turnout - NONPARTISAN	0.00%
Voter Turnout - DEMOCRAT	23.51%
Voter Turnout - REPUBLICAN	9.91%

DEM Member of State Senate 6th Legislative District Vote For 1

	TOTAL	VOTE %	
James Beach	112	100.00%	<div style="width: 100%; height: 10px; background-color: #f0e68c;"></div>
Write-In Totals	0	0.00%	<div style="width: 0%; height: 10px; background-color: #d3d3d3;"></div>
Total Votes Cast	112	100.00%	<div style="width: 100%; height: 10px; background-color: #f0e68c;"></div>
Overvotes	1		
Undervotes	5		

DEM Members of the General Assembly 6th Legislative District Vote For 2

	TOTAL	VOTE %	
Louis D. Greenwald	109	50.70%	<div style="width: 50.7%; height: 10px; background-color: #f0e68c;"></div>
Pamela R. Lampitt	106	49.30%	<div style="width: 49.3%; height: 10px; background-color: #d3d3d3;"></div>
Write-In Totals	0	0.00%	<div style="width: 0%; height: 10px; background-color: #d3d3d3;"></div>
Total Votes Cast	215	100.00%	<div style="width: 100%; height: 10px; background-color: #f0e68c;"></div>
Overvotes	2		
Undervotes	19		

DEM Members of the Board of County Commissioners Vote For 2

	TOTAL	VOTE %	
Kate Delany	47	21.36%	<div style="width: 21.36%; height: 10px; background-color: #f0e68c;"></div>
Samuel E. Sweet	35	15.91%	<div style="width: 15.91%; height: 10px; background-color: #d3d3d3;"></div>
Louis Cappelli Jr.	70	31.82%	<div style="width: 31.82%; height: 10px; background-color: #f0e68c;"></div>
Jonathan L. Young Sr.	68	30.91%	<div style="width: 30.91%; height: 10px; background-color: #d3d3d3;"></div>
Write-In Totals	0	0.00%	<div style="width: 0%; height: 10px; background-color: #d3d3d3;"></div>
Total Votes Cast	220	100.00%	<div style="width: 100%; height: 10px; background-color: #f0e68c;"></div>
Overvotes	8		
Undervotes	8		

Voorhees District 10

DEM Members of Township Committee Voorhees Township

Vote For 2

	TOTAL	VOTE %	
Michael R. Mignogna	113	50.45%	<div style="width: 50.45%;"><div style="width: 50.45%;"></div></div>
Harry A. Platt	109	48.66%	<div style="width: 48.66%;"><div style="width: 48.66%;"></div></div>
Write-In Totals	2	0.89%	<div style="width: 0.89%;"><div style="width: 0.89%;"></div></div>
Total Votes Cast	224	100.00%	<div style="width: 100.00%;"><div style="width: 100.00%;"></div></div>
Overvotes	2		
Undervotes	10		

DEM Members of County Committee Voorhees Township

Vote For 1

	TOTAL	VOTE %	
Cam Co Dem Comm Inc	110	100.00%	<div style="width: 100.00%;"><div style="width: 100.00%;"></div></div>
Total Votes Cast	110	100.00%	<div style="width: 100.00%;"><div style="width: 100.00%;"></div></div>
Overvotes	0		
Undervotes	8		

REP Member of State Senate 6th Legislative District

Vote For 1

	TOTAL	VOTE %	
NO PETITION FILED	0		
Write-In Totals	0		
Total Votes Cast	0		
Overvotes	0		
Undervotes	21		

REP Members of the General Assembly 6th Legislative District

Vote For 2

	TOTAL	VOTE %	
Daniel M. Kenny	19	52.78%	<div style="width: 52.78%;"><div style="width: 52.78%;"></div></div>
Danielle M. Barry	17	47.22%	<div style="width: 47.22%;"><div style="width: 47.22%;"></div></div>
Write-In Totals	0	0.00%	<div style="width: 0.00%;"><div style="width: 0.00%;"></div></div>
Total Votes Cast	36	100.00%	<div style="width: 100.00%;"><div style="width: 100.00%;"></div></div>
Overvotes	0		
Undervotes	6		

REP Members of the Board of County Commissioners





Vote For 2

	TOTAL	VOTE %	
Jason Fanning	18	50.00%	<div style="width: 50.00%;"><div style="width: 50.00%;"></div></div>
Norman C. Rebel Jr.	18	50.00%	<div style="width: 50.00%;"><div style="width: 50.00%;"></div></div>
Write-In Totals	0	0.00%	<div style="width: 0.00%;"><div style="width: 0.00%;"></div></div>
Total Votes Cast	36	100.00%	<div style="width: 100.00%;"><div style="width: 100.00%;"></div></div>
Overvotes	0		
Undervotes	6		

Voorhees District 10

REP Members of Township Committee Voorhees Township




Vote For 2

	TOTAL	VOTE %	
Eric Simkin	19	48.72%	
Tina Bernstein	20	51.28%	
Write-In Totals	0	0.00%	
Total Votes Cast	39	100.00%	
Overvotes	0		
Undervotes	3		





Voorhees District 11

Statistics	TOTAL
Registered Voters - Total	1,082
Registered Voters - NONPARTISAN	386
Registered Voters - DEMOCRAT	448
Registered Voters - REPUBLICAN	248
Ballots Cast - Total	111
Ballots Cast - NONPARTISAN	0
Ballots Cast - DEMOCRAT	81
Ballots Cast - REPUBLICAN	30
Ballots Cast - Blank	0
Voter Turnout - Total	10.26%
Voter Turnout - NONPARTISAN	0.00%
Voter Turnout - DEMOCRAT	18.08%
Voter Turnout - REPUBLICAN	12.10%







DEM Member of State Senate 6th Legislative District Vote For 1

	TOTAL	VOTE %	
James Beach	76	100.00%	
Write-In Totals	0	0.00%	
Total Votes Cast	76	100.00%	
Overvotes	0		
Undervotes	5		

DEM Members of the General Assembly 6th Legislative District Vote For 2

	TOTAL	VOTE %	
Louis D. Greenwald	78	50.32%	
Pamela R. Lampitt	77	49.68%	
Write-In Totals	0	0.00%	
Total Votes Cast	155	100.00%	
Overvotes	0		
Undervotes	7		

DEM Members of the Board of County Commissioners Vote For 2

	TOTAL	VOTE %	
Kate Delany	36	24.66%	
Samuel E. Sweet	25	17.12%	
Louis Cappelli Jr.	46	31.51%	
Jonathan L. Young Sr.	39	26.71%	
Write-In Totals	0	0.00%	
Total Votes Cast	146	100.00%	
Overvotes	12		
Undervotes	4		

Voorhees District 11

DEM Members of Township Committee Voorhees Township

Vote For 2

	TOTAL	VOTE %	
Michael R. Mignogna	74	50.00%	<div style="width: 50%;"><div style="width: 50%;"></div></div>
Harry A. Platt	74	50.00%	<div style="width: 50%;"><div style="width: 50%;"></div></div>
Write-In Totals	0	0.00%	<div style="width: 0%;"><div style="width: 0%;"></div></div>
Total Votes Cast	148	100.00%	<div style="width: 100%;"><div style="width: 100%;"></div></div>
Overvotes	0		
Undervotes	14		

DEM Members of County Committee Voorhees Township

Vote For 1

	TOTAL	VOTE %	
Cam Co Dem Comm Inc	73	100.00%	<div style="width: 100%;"><div style="width: 100%;"></div></div>
Total Votes Cast	73	100.00%	<div style="width: 100%;"><div style="width: 100%;"></div></div>
Overvotes	0		
Undervotes	8		

REP Member of State Senate 6th Legislative District

Vote For 1

	TOTAL	VOTE %	
NO PETITION FILED	0	0.00%	<div style="width: 0%;"><div style="width: 0%;"></div></div>
Write-In Totals	6	100.00%	<div style="width: 100%;"><div style="width: 100%;"></div></div>
Total Votes Cast	6	100.00%	<div style="width: 100%;"><div style="width: 100%;"></div></div>
Overvotes	0		
Undervotes	24		

REP Members of the General Assembly 6th Legislative District

Vote For 2

	TOTAL	VOTE %	
Daniel M. Kenny	30	50.85%	<div style="width: 50%;"><div style="width: 50%;"></div></div>
Danielle M. Barry	29	49.15%	<div style="width: 49%;"><div style="width: 49%;"></div></div>
Write-In Totals	0	0.00%	<div style="width: 0%;"><div style="width: 0%;"></div></div>
Total Votes Cast	59	100.00%	<div style="width: 100%;"><div style="width: 100%;"></div></div>
Overvotes	0		
Undervotes	1		

REP Members of the Board of County Commissioners





Vote For 2

	TOTAL	VOTE %	
Jason Fanning	29	50.00%	<div style="width: 50%;"><div style="width: 50%;"></div></div>
Norman C. Rebel Jr.	29	50.00%	<div style="width: 50%;"><div style="width: 50%;"></div></div>
Write-In Totals	0	0.00%	<div style="width: 0%;"><div style="width: 0%;"></div></div>
Total Votes Cast	58	100.00%	<div style="width: 100%;"><div style="width: 100%;"></div></div>
Overvotes	0		
Undervotes	2		

Voorhees District 11

REP Members of Township Committee Voorhees Township

Vote For 2

	TOTAL	VOTE %	
Eric Simkin	29	49.15%	
Tina Bernstein	30	50.85%	
Write-In Totals	0	0.00%	
Total Votes Cast	59	100.00%	
Overvotes	0		
Undervotes	1		

Voorhees District 12

Statistics	TOTAL
Registered Voters - Total	1,080
Registered Voters - NONPARTISAN	388
Registered Voters - DEMOCRAT	459
Registered Voters - REPUBLICAN	233
Ballots Cast - Total	124
Ballots Cast - NONPARTISAN	0
Ballots Cast - DEMOCRAT	85
Ballots Cast - REPUBLICAN	39
Ballots Cast - Blank	0
Voter Turnout - Total	11.48%
Voter Turnout - NONPARTISAN	0.00%
Voter Turnout - DEMOCRAT	18.52%
Voter Turnout - REPUBLICAN	16.74%

DEM Member of State Senate 6th Legislative District Vote For 1

	TOTAL	VOTE %	
James Beach	81	100.00%	<div style="width: 100%; height: 10px; background-color: #f0e68c;"></div>
Write-In Totals	0	0.00%	<div style="width: 0%; height: 10px; background-color: #d3d3d3;"></div>
Total Votes Cast	81	100.00%	<div style="width: 100%; height: 10px; background-color: #f0e68c;"></div>
Overvotes	0		
Undervotes	4		

DEM Members of the General Assembly 6th Legislative District Vote For 2

	TOTAL	VOTE %	
Louis D. Greenwald	81	50.00%	<div style="width: 50%; height: 10px; background-color: #f0e68c;"></div>
Pamela R. Lampitt	81	50.00%	<div style="width: 50%; height: 10px; background-color: #d3d3d3;"></div>
Write-In Totals	0	0.00%	<div style="width: 0%; height: 10px; background-color: #d3d3d3;"></div>
Total Votes Cast	162	100.00%	<div style="width: 100%; height: 10px; background-color: #f0e68c;"></div>
Overvotes	0		
Undervotes	8		

DEM Members of the Board of County Commissioners Vote For 2

	TOTAL	VOTE %	
Kate Delany	28	19.44%	<div style="width: 19.44%; height: 10px; background-color: #f0e68c;"></div>
Samuel E. Sweet	26	18.06%	<div style="width: 18.06%; height: 10px; background-color: #d3d3d3;"></div>
Louis Cappelli Jr.	46	31.94%	<div style="width: 31.94%; height: 10px; background-color: #f0e68c;"></div>
Jonathan L. Young Sr.	44	30.56%	<div style="width: 30.56%; height: 10px; background-color: #d3d3d3;"></div>
Write-In Totals	0	0.00%	<div style="width: 0%; height: 10px; background-color: #d3d3d3;"></div>
Total Votes Cast	144	100.00%	<div style="width: 100%; height: 10px; background-color: #f0e68c;"></div>
Overvotes	22		
Undervotes	4		

Voorhees District 12

DEM Members of Township Committee Voorhees Township

Vote For 2

	TOTAL	VOTE %	
Michael R. Mignogna	82	50.62%	<div style="width: 50.62%;"><div style="width: 50.62%;"></div></div>
Harry A. Platt	80	49.38%	<div style="width: 49.38%;"><div style="width: 49.38%;"></div></div>
Write-In Totals	0	0.00%	
Total Votes Cast	162	100.00%	
Overvotes	0		
Undervotes	8		

DEM Members of County Committee Voorhees Township

Vote For 1

	TOTAL	VOTE %	
Cam Co Dem Comm Inc	75	100.00%	<div style="width: 100%;"><div style="width: 100%;"></div></div>
Total Votes Cast	75	100.00%	
Overvotes	0		
Undervotes	10		

REP Member of State Senate 6th Legislative District

Vote For 1

	TOTAL	VOTE %	
NO PETITION FILED	0		
Write-In Totals	0		
Total Votes Cast	0		
Overvotes	0		
Undervotes	39		

REP Members of the General Assembly 6th Legislative District

Vote For 2

	TOTAL	VOTE %	
Daniel M. Kenny	39	51.32%	<div style="width: 51.32%;"><div style="width: 51.32%;"></div></div>
Danielle M. Barry	37	48.68%	<div style="width: 48.68%;"><div style="width: 48.68%;"></div></div>
Write-In Totals	0	0.00%	
Total Votes Cast	76	100.00%	
Overvotes	0		
Undervotes	2		

REP Members of the Board of County Commissioners





Vote For 2

	TOTAL	VOTE %	
Jason Fanning	39	51.32%	<div style="width: 51.32%;"><div style="width: 51.32%;"></div></div>
Norman C. Rebel Jr.	37	48.68%	<div style="width: 48.68%;"><div style="width: 48.68%;"></div></div>
Write-In Totals	0	0.00%	
Total Votes Cast	76	100.00%	
Overvotes	0		
Undervotes	2		

Voorhees District 12

REP Members of Township Committee Voorhees Township




Vote For 2

	TOTAL	VOTE %	
Eric Simkin	36	49.32%	
Tina Bernstein	37	50.68%	
Write-In Totals	0	0.00%	
Total Votes Cast	73	100.00%	
Overvotes	0		
Undervotes	5		





Voorhees District 13

Statistics	TOTAL
Registered Voters - Total	1,478
Registered Voters - NONPARTISAN	529
Registered Voters - DEMOCRAT	701
Registered Voters - REPUBLICAN	248
Ballots Cast - Total	156
Ballots Cast - NONPARTISAN	0
Ballots Cast - DEMOCRAT	139
Ballots Cast - REPUBLICAN	17
Ballots Cast - Blank	0
Voter Turnout - Total	10.55%
Voter Turnout - NONPARTISAN	0.00%
Voter Turnout - DEMOCRAT	19.83%
Voter Turnout - REPUBLICAN	6.85%







DEM Member of State Senate 6th Legislative District Vote For 1

	TOTAL	VOTE %	
James Beach	128	100.00%	
Write-In Totals	0	0.00%	
Total Votes Cast	128	100.00%	
Overvotes	0		
Undervotes	11		

DEM Members of the General Assembly 6th Legislative District Vote For 2

	TOTAL	VOTE %	
Louis D. Greenwald	131	50.38%	
Pamela R. Lampitt	129	49.62%	
Write-In Totals	0	0.00%	
Total Votes Cast	260	100.00%	
Overvotes	0		
Undervotes	18		

DEM Members of the Board of County Commissioners Vote For 2

	TOTAL	VOTE %	
Kate Delany	38	15.45%	
Samuel E. Sweet	29	11.79%	
Louis Cappelli Jr.	91	36.99%	
Jonathan L. Young Sr.	88	35.77%	
Write-In Totals	0	0.00%	
Total Votes Cast	246	100.00%	
Overvotes	24		
Undervotes	8		

Voorhees District 13

DEM Members of Township Committee Voorhees Township

Vote For 2

	TOTAL	VOTE %	
Michael R. Mignogna	133	50.96%	<div style="width: 50.96%;"><div style="width: 50.96%;"></div></div>
Harry A. Platt	127	48.66%	<div style="width: 48.66%;"><div style="width: 48.66%;"></div></div>
Write-In Totals	1	0.38%	<div style="width: 0.38%;"><div style="width: 0.38%;"></div></div>
Total Votes Cast	261	100.00%	<div style="width: 100.00%;"><div style="width: 100.00%;"></div></div>
Overvotes	0		
Undervotes	17		

DEM Members of County Committee Voorhees Township

Vote For 1

	TOTAL	VOTE %	
Cam Co Dem Comm Inc	127	100.00%	<div style="width: 100.00%;"><div style="width: 100.00%;"></div></div>
Total Votes Cast	127	100.00%	<div style="width: 100.00%;"><div style="width: 100.00%;"></div></div>
Overvotes	0		
Undervotes	12		

REP Member of State Senate 6th Legislative District

Vote For 1

	TOTAL	VOTE %	
NO PETITION FILED	0	0.00%	<div style="width: 0.00%;"><div style="width: 0.00%;"></div></div>
Write-In Totals	1	100.00%	<div style="width: 100.00%;"><div style="width: 100.00%;"></div></div>
Total Votes Cast	1	100.00%	<div style="width: 100.00%;"><div style="width: 100.00%;"></div></div>
Overvotes	0		
Undervotes	16		

REP Members of the General Assembly 6th Legislative District

Vote For 2

	TOTAL	VOTE %	
Daniel M. Kenny	15	46.88%	<div style="width: 46.88%;"><div style="width: 46.88%;"></div></div>
Danielle M. Barry	17	53.12%	<div style="width: 53.12%;"><div style="width: 53.12%;"></div></div>
Write-In Totals	0	0.00%	<div style="width: 0.00%;"><div style="width: 0.00%;"></div></div>
Total Votes Cast	32	100.00%	<div style="width: 100.00%;"><div style="width: 100.00%;"></div></div>
Overvotes	0		
Undervotes	2		

REP Members of the Board of County Commissioners





Vote For 2

	TOTAL	VOTE %	
Jason Fanning	17	51.52%	<div style="width: 51.52%;"><div style="width: 51.52%;"></div></div>
Norman C. Rebel Jr.	16	48.48%	<div style="width: 48.48%;"><div style="width: 48.48%;"></div></div>
Write-In Totals	0	0.00%	<div style="width: 0.00%;"><div style="width: 0.00%;"></div></div>
Total Votes Cast	33	100.00%	<div style="width: 100.00%;"><div style="width: 100.00%;"></div></div>
Overvotes	0		
Undervotes	1		

Voorhees District 13

REP Members of Township Committee Voorhees Township




Vote For 2

	TOTAL	VOTE %	
Eric Simkin	17	51.52%	
Tina Bernstein	16	48.48%	
Write-In Totals	0	0.00%	
Total Votes Cast	33	100.00%	
Overvotes	0		
Undervotes	1		





Voorhees District 14

Statistics	TOTAL
Registered Voters - Total	969
Registered Voters - NONPARTISAN	345
Registered Voters - DEMOCRAT	454
Registered Voters - REPUBLICAN	170
Ballots Cast - Total	123
Ballots Cast - NONPARTISAN	0
Ballots Cast - DEMOCRAT	96
Ballots Cast - REPUBLICAN	27
Ballots Cast - Blank	0
Voter Turnout - Total	12.69%
Voter Turnout - NONPARTISAN	0.00%
Voter Turnout - DEMOCRAT	21.15%
Voter Turnout - REPUBLICAN	15.88%







DEM Member of State Senate 6th Legislative District Vote For 1

	TOTAL	VOTE %	
James Beach	92	100.00%	
Write-In Totals	0	0.00%	
Total Votes Cast	92	100.00%	
Overvotes	0		
Undervotes	4		

DEM Members of the General Assembly 6th Legislative District Vote For 2

	TOTAL	VOTE %	
Louis D. Greenwald	92	51.11%	
Pamela R. Lampitt	88	48.89%	
Write-In Totals	0	0.00%	
Total Votes Cast	180	100.00%	
Overvotes	0		
Undervotes	12		

DEM Members of the Board of County Commissioners Vote For 2

	TOTAL	VOTE %	
Kate Delany	28	15.91%	
Samuel E. Sweet	24	13.64%	
Louis Cappelli Jr.	63	35.80%	
Jonathan L. Young Sr.	61	34.66%	
Write-In Totals	0	0.00%	
Total Votes Cast	176	100.00%	
Overvotes	6		
Undervotes	10		

Voorhees District 14

DEM Members of Township Committee Voorhees Township

Vote For 2

	TOTAL	VOTE %	
Michael R. Mignogna	90	50.28%	<div style="width: 50.28%;"><div style="width: 50.28%;"></div></div>
Harry A. Platt	89	49.72%	<div style="width: 49.72%;"><div style="width: 49.72%;"></div></div>
Write-In Totals	0	0.00%	
Total Votes Cast	179	100.00%	
Overvotes	0		
Undervotes	13		

DEM Members of County Committee Voorhees Township

Vote For 1

	TOTAL	VOTE %	
Cam Co Dem Comm Inc	83	100.00%	<div style="width: 100%;"><div style="width: 100%;"></div></div>
Total Votes Cast	83	100.00%	
Overvotes	0		
Undervotes	13		

REP Member of State Senate 6th Legislative District

Vote For 1

	TOTAL	VOTE %	
NO PETITION FILED	0		
Write-In Totals	0		
Total Votes Cast	0		
Overvotes	0		
Undervotes	27		

REP Members of the General Assembly 6th Legislative District

Vote For 2

	TOTAL	VOTE %	
Daniel M. Kenny	27	51.92%	<div style="width: 51.92%;"><div style="width: 51.92%;"></div></div>
Danielle M. Barry	25	48.08%	<div style="width: 48.08%;"><div style="width: 48.08%;"></div></div>
Write-In Totals	0	0.00%	
Total Votes Cast	52	100.00%	
Overvotes	0		
Undervotes	2		

REP Members of the Board of County Commissioners





Vote For 2

	TOTAL	VOTE %	
Jason Fanning	27	52.94%	<div style="width: 52.94%;"><div style="width: 52.94%;"></div></div>
Norman C. Rebel Jr.	24	47.06%	<div style="width: 47.06%;"><div style="width: 47.06%;"></div></div>
Write-In Totals	0	0.00%	
Total Votes Cast	51	100.00%	
Overvotes	0		
Undervotes	3		

Voorhees District 14

REP Members of Township Committee Voorhees Township

Vote For 2

	TOTAL	VOTE %	
Eric Simkin	27	52.94%	
Tina Bernstein	24	47.06%	
Write-In Totals	0	0.00%	
Total Votes Cast	51	100.00%	
Overvotes	0		
Undervotes	3		

Voorhees District 15

Statistics	TOTAL
Registered Voters - Total	1,290
Registered Voters - NONPARTISAN	485
Registered Voters - DEMOCRAT	556
Registered Voters - REPUBLICAN	249
Ballots Cast - Total	132
Ballots Cast - NONPARTISAN	0
Ballots Cast - DEMOCRAT	105
Ballots Cast - REPUBLICAN	27
Ballots Cast - Blank	0
Voter Turnout - Total	10.23%
Voter Turnout - NONPARTISAN	0.00%
Voter Turnout - DEMOCRAT	18.88%
Voter Turnout - REPUBLICAN	10.84%

DEM Member of State Senate 6th Legislative District Vote For 1

	TOTAL	VOTE %	
James Beach	96	100.00%	<div style="width: 100%; height: 10px; background-color: #f0e68c;"></div>
Write-In Totals	0	0.00%	<div style="width: 0%; height: 10px; background-color: #d3d3d3;"></div>
Total Votes Cast	96	100.00%	<div style="width: 100%; height: 10px; background-color: #f0e68c;"></div>
Overvotes	0		
Undervotes	9		

DEM Members of the General Assembly 6th Legislative District Vote For 2

	TOTAL	VOTE %	
Louis D. Greenwald	93	49.21%	<div style="width: 49.21%; height: 10px; background-color: #f0e68c;"></div>
Pamela R. Lampitt	96	50.79%	<div style="width: 50.79%; height: 10px; background-color: #d3d3d3;"></div>
Write-In Totals	0	0.00%	<div style="width: 0%; height: 10px; background-color: #d3d3d3;"></div>
Total Votes Cast	189	100.00%	<div style="width: 100%; height: 10px; background-color: #f0e68c;"></div>
Overvotes	0		
Undervotes	21		

DEM Members of the Board of County Commissioners Vote For 2

	TOTAL	VOTE %	
Kate Delany	28	14.43%	<div style="width: 14.43%; height: 10px; background-color: #f0e68c;"></div>
Samuel E. Sweet	23	11.86%	<div style="width: 11.86%; height: 10px; background-color: #d3d3d3;"></div>
Louis Cappelli Jr.	73	37.63%	<div style="width: 37.63%; height: 10px; background-color: #f0e68c;"></div>
Jonathan L. Young Sr.	70	36.08%	<div style="width: 36.08%; height: 10px; background-color: #d3d3d3;"></div>
Write-In Totals	0	0.00%	<div style="width: 0%; height: 10px; background-color: #d3d3d3;"></div>
Total Votes Cast	194	100.00%	<div style="width: 100%; height: 10px; background-color: #f0e68c;"></div>
Overvotes	6		
Undervotes	10		

Voorhees District 15

DEM Members of Township Committee Voorhees Township

Vote For 2

	TOTAL	VOTE %	
Michael R. Mignogna	93	47.94%	<div style="width: 47.94%; background-color: #f0e68c;"></div>
Harry A. Platt	101	52.06%	<div style="width: 52.06%; background-color: #f0e68c;"></div>
Write-In Totals	0	0.00%	
Total Votes Cast	194	100.00%	<div style="width: 100%; background-color: #f0e68c;"></div>
Overvotes	0		
Undervotes	16		

DEM Members of County Committee Voorhees Township

Vote For 1

	TOTAL	VOTE %	
Cam Co Dem Comm Inc	93	100.00%	<div style="width: 100%; background-color: #f0e68c;"></div>
Total Votes Cast	93	100.00%	<div style="width: 100%; background-color: #f0e68c;"></div>
Overvotes	0		
Undervotes	12		

REP Member of State Senate 6th Legislative District

Vote For 1

	TOTAL	VOTE %	
NO PETITION FILED	0	0.00%	
Write-In Totals	1	100.00%	<div style="width: 100%; background-color: #f0e68c;"></div>
Total Votes Cast	1	100.00%	<div style="width: 100%; background-color: #f0e68c;"></div>
Overvotes	0		
Undervotes	26		

REP Members of the General Assembly 6th Legislative District

Vote For 2

	TOTAL	VOTE %	
Daniel M. Kenny	27	50.00%	<div style="width: 50%; background-color: #f0e68c;"></div>
Danielle M. Barry	27	50.00%	<div style="width: 50%; background-color: #f0e68c;"></div>
Write-In Totals	0	0.00%	
Total Votes Cast	54	100.00%	<div style="width: 100%; background-color: #f0e68c;"></div>
Overvotes	0		
Undervotes	0		

REP Members of the Board of County Commissioners





Vote For 2

	TOTAL	VOTE %	
Jason Fanning	27	50.00%	<div style="width: 50%; background-color: #f0e68c;"></div>
Norman C. Rebel Jr.	27	50.00%	<div style="width: 50%; background-color: #f0e68c;"></div>
Write-In Totals	0	0.00%	
Total Votes Cast	54	100.00%	<div style="width: 100%; background-color: #f0e68c;"></div>
Overvotes	0		
Undervotes	0		

Voorhees District 15

REP Members of Township Committee Voorhees Township

Vote For 2

	TOTAL	VOTE %	
Eric Simkin	27	50.00%	
Tina Bernstein	27	50.00%	
Write-In Totals	0	0.00%	
Total Votes Cast	54	100.00%	
Overvotes	0		
Undervotes	0		

Voorhees District 16

Statistics	TOTAL
Registered Voters - Total	956
Registered Voters - NONPARTISAN	369
Registered Voters - DEMOCRAT	373
Registered Voters - REPUBLICAN	214
Ballots Cast - Total	79
Ballots Cast - NONPARTISAN	0
Ballots Cast - DEMOCRAT	63
Ballots Cast - REPUBLICAN	16
Ballots Cast - Blank	0
Voter Turnout - Total	8.26%
Voter Turnout - NONPARTISAN	0.00%
Voter Turnout - DEMOCRAT	16.89%
Voter Turnout - REPUBLICAN	7.48%

DEM Member of State Senate 6th Legislative District Vote For 1

	TOTAL	VOTE %	
James Beach	59	100.00%	<div style="width: 100%; height: 10px; background-color: #f0e68c;"></div>
Write-In Totals	0	0.00%	<div style="width: 0%; height: 10px; background-color: #d3d3d3;"></div>
Total Votes Cast	59	100.00%	<div style="width: 100%; height: 10px; background-color: #f0e68c;"></div>
Overvotes	0		
Undervotes	4		

DEM Members of the General Assembly 6th Legislative District Vote For 2

	TOTAL	VOTE %	
Louis D. Greenwald	60	49.59%	<div style="width: 49.59%; height: 10px; background-color: #f0e68c;"></div>
Pamela R. Lampitt	61	50.41%	<div style="width: 50.41%; height: 10px; background-color: #d3d3d3;"></div>
Write-In Totals	0	0.00%	<div style="width: 0%; height: 10px; background-color: #d3d3d3;"></div>
Total Votes Cast	121	100.00%	<div style="width: 100%; height: 10px; background-color: #f0e68c;"></div>
Overvotes	0		
Undervotes	5		

DEM Members of the Board of County Commissioners Vote For 2

	TOTAL	VOTE %	
Kate Delany	9	8.04%	<div style="width: 8.04%; height: 10px; background-color: #f0e68c;"></div>
Samuel E. Sweet	6	5.36%	<div style="width: 5.36%; height: 10px; background-color: #d3d3d3;"></div>
Louis Cappelli Jr.	47	41.96%	<div style="width: 41.96%; height: 10px; background-color: #f0e68c;"></div>
Jonathan L. Young Sr.	50	44.64%	<div style="width: 44.64%; height: 10px; background-color: #d3d3d3;"></div>
Write-In Totals	0	0.00%	<div style="width: 0%; height: 10px; background-color: #d3d3d3;"></div>
Total Votes Cast	112	100.00%	<div style="width: 100%; height: 10px; background-color: #f0e68c;"></div>
Overvotes	8		
Undervotes	6		

Voorhees District 16

DEM Members of Township Committee Voorhees Township

Vote For 2

	TOTAL	VOTE %	
Michael R. Mignogna	59	49.58%	<div style="width: 49.58%;"><div style="width: 49.58%;"></div></div>
Harry A. Platt	60	50.42%	<div style="width: 50.42%;"><div style="width: 50.42%;"></div></div>
Write-In Totals	0	0.00%	
Total Votes Cast	119	100.00%	
Overvotes	0		
Undervotes	7		

DEM Members of County Committee Voorhees Township

Vote For 1

	TOTAL	VOTE %	
Cam Co Dem Comm Inc	59	100.00%	<div style="width: 100%;"><div style="width: 100%;"></div></div>
Total Votes Cast	59	100.00%	
Overvotes	0		
Undervotes	4		

REP Member of State Senate 6th Legislative District

Vote For 1

	TOTAL	VOTE %	
NO PETITION FILED	0		
Write-In Totals	0		
Total Votes Cast	0		
Overvotes	0		
Undervotes	16		

REP Members of the General Assembly 6th Legislative District

Vote For 2

	TOTAL	VOTE %	
Daniel M. Kenny	16	51.61%	<div style="width: 51.61%;"><div style="width: 51.61%;"></div></div>
Danielle M. Barry	15	48.39%	<div style="width: 48.39%;"><div style="width: 48.39%;"></div></div>
Write-In Totals	0	0.00%	
Total Votes Cast	31	100.00%	
Overvotes	0		
Undervotes	1		

REP Members of the Board of County Commissioners





Vote For 2

	TOTAL	VOTE %	
Jason Fanning	16	51.61%	<div style="width: 51.61%;"><div style="width: 51.61%;"></div></div>
Norman C. Rebel Jr.	15	48.39%	<div style="width: 48.39%;"><div style="width: 48.39%;"></div></div>
Write-In Totals	0	0.00%	
Total Votes Cast	31	100.00%	
Overvotes	0		
Undervotes	1		

Voorhees District 16

REP Members of Township Committee Voorhees Township

Vote For 2

	TOTAL	VOTE %	
Eric Simkin	15	48.39%	
Tina Bernstein	16	51.61%	
Write-In Totals	0	0.00%	
Total Votes Cast	31	100.00%	
Overvotes	0		
Undervotes	1		

Voorhees District 17

Statistics	TOTAL
Registered Voters - Total	723
Registered Voters - NONPARTISAN	157
Registered Voters - DEMOCRAT	396
Registered Voters - REPUBLICAN	170
Ballots Cast - Total	231
Ballots Cast - NONPARTISAN	0
Ballots Cast - DEMOCRAT	185
Ballots Cast - REPUBLICAN	46
Ballots Cast - Blank	0
Voter Turnout - Total	31.95%
Voter Turnout - NONPARTISAN	0.00%
Voter Turnout - DEMOCRAT	46.72%
Voter Turnout - REPUBLICAN	27.06%

DEM Member of State Senate 6th Legislative District Vote For 1

	TOTAL	VOTE %	
James Beach	178	100.00%	<div style="width: 100%; height: 10px; background-color: #f0e68c;"></div>
Write-In Totals	0	0.00%	<div style="width: 0%; height: 10px; background-color: #d3d3d3;"></div>
Total Votes Cast	178	100.00%	<div style="width: 100%; height: 10px; background-color: #f0e68c;"></div>
Overvotes	0		
Undervotes	7		

DEM Members of the General Assembly 6th Legislative District Vote For 2

	TOTAL	VOTE %	
Louis D. Greenwald	176	50.29%	<div style="width: 50.29%; height: 10px; background-color: #f0e68c;"></div>
Pamela R. Lampitt	174	49.71%	<div style="width: 49.71%; height: 10px; background-color: #f0e68c;"></div>
Write-In Totals	0	0.00%	<div style="width: 0%; height: 10px; background-color: #d3d3d3;"></div>
Total Votes Cast	350	100.00%	<div style="width: 100%; height: 10px; background-color: #f0e68c;"></div>
Overvotes	0		
Undervotes	20		

DEM Members of the Board of County Commissioners Vote For 2

	TOTAL	VOTE %	
Kate Delany	38	11.14%	<div style="width: 11.14%; height: 10px; background-color: #f0e68c;"></div>
Samuel E. Sweet	25	7.33%	<div style="width: 7.33%; height: 10px; background-color: #f0e68c;"></div>
Louis Cappelli Jr.	144	42.23%	<div style="width: 42.23%; height: 10px; background-color: #f0e68c;"></div>
Jonathan L. Young Sr.	134	39.30%	<div style="width: 39.30%; height: 10px; background-color: #f0e68c;"></div>
Write-In Totals	0	0.00%	<div style="width: 0%; height: 10px; background-color: #d3d3d3;"></div>
Total Votes Cast	341	100.00%	<div style="width: 100%; height: 10px; background-color: #f0e68c;"></div>
Overvotes	12		
Undervotes	17		

Voorhees District 17

DEM Members of Township Committee Voorhees Township

Vote For 2

	TOTAL	VOTE %	
Michael R. Mignogna	176	49.16%	<div style="width: 49.16%;"><div style="width: 49.16%;"></div></div>
Harry A. Platt	182	50.84%	<div style="width: 50.84%;"><div style="width: 50.84%;"></div></div>
Write-In Totals	0	0.00%	
Total Votes Cast	358	100.00%	
Overvotes	0		
Undervotes	12		

DEM Members of County Committee Voorhees Township

Vote For 1

	TOTAL	VOTE %	
Cam Co Dem Comm Inc	170	100.00%	<div style="width: 100%;"><div style="width: 100%;"></div></div>
Total Votes Cast	170	100.00%	
Overvotes	0		
Undervotes	15		

REP Member of State Senate 6th Legislative District

Vote For 1

	TOTAL	VOTE %	
NO PETITION FILED	0		
Write-In Totals	0		
Total Votes Cast	0		
Overvotes	0		
Undervotes	46		

REP Members of the General Assembly 6th Legislative District

Vote For 2

	TOTAL	VOTE %	
Daniel M. Kenny	44	50.00%	<div style="width: 50%;"><div style="width: 50%;"></div></div>
Danielle M. Barry	44	50.00%	<div style="width: 50%;"><div style="width: 50%;"></div></div>
Write-In Totals	0	0.00%	
Total Votes Cast	88	100.00%	
Overvotes	0		
Undervotes	4		

REP Members of the Board of County Commissioners





Vote For 2

	TOTAL	VOTE %	
Jason Fanning	43	50.00%	<div style="width: 50%;"><div style="width: 50%;"></div></div>
Norman C. Rebel Jr.	43	50.00%	<div style="width: 50%;"><div style="width: 50%;"></div></div>
Write-In Totals	0	0.00%	
Total Votes Cast	86	100.00%	
Overvotes	0		
Undervotes	6		

Voorhees District 17

REP Members of Township Committee Voorhees Township




Vote For 2

	TOTAL	VOTE %	
Eric Simkin	44	50.00%	
Tina Bernstein	44	50.00%	
Write-In Totals	0	0.00%	
Total Votes Cast	88	100.00%	
Overvotes	0		
Undervotes	4		





Voorhees District 18 Suppressed

Statistics	TOTAL
Registered Voters - Total	1,270
Registered Voters - NONPARTISAN	530
Registered Voters - DEMOCRAT	560
Registered Voters - REPUBLICAN	180
Ballots Cast - Total	47
Ballots Cast - NONPARTISAN	0
Ballots Cast - DEMOCRAT	40
Ballots Cast - REPUBLICAN	7
Ballots Cast - Blank	0
Voter Turnout - Total	3.70%
Voter Turnout - NONPARTISAN	0.00%
Voter Turnout - DEMOCRAT	7.14%
Voter Turnout - REPUBLICAN	3.89%







DEM Member of State Senate 6th Legislative District Vote For 1

	TOTAL	VOTE %	
James Beach	38	100.00%	
Write-In Totals	0	0.00%	
Total Votes Cast	38	100.00%	
Overvotes	0		
Undervotes	2		

DEM Members of the General Assembly 6th Legislative District Vote For 2

	TOTAL	VOTE %	
Louis D. Greenwald	37	50.68%	
Pamela R. Lampitt	36	49.32%	
Write-In Totals	0	0.00%	
Total Votes Cast	73	100.00%	
Overvotes	0		
Undervotes	7		

DEM Members of the Board of County Commissioners Vote For 2

	TOTAL	VOTE %	
Kate Delany	13	19.12%	
Samuel E. Sweet	8	11.76%	
Louis Cappelli Jr.	24	35.29%	
Jonathan L. Young Sr.	23	33.82%	
Write-In Totals	0	0.00%	
Total Votes Cast	68	100.00%	
Overvotes	4		
Undervotes	8		

Voorhees District 18 Suppressed

DEM Members of Township Committee Voorhees Township

Vote For 2

	TOTAL	VOTE %	
Michael R. Mignogna	37	50.00%	<div style="width: 50%;"><div style="width: 50%;"></div></div>
Harry A. Platt	37	50.00%	<div style="width: 50%;"><div style="width: 50%;"></div></div>
Write-In Totals	0	0.00%	
Total Votes Cast	74	100.00%	<div style="width: 100%;"><div style="width: 100%;"></div></div>
Overvotes	0		
Undervotes	6		

DEM Members of County Committee Voorhees Township

Vote For 1

	TOTAL	VOTE %	
Cam Co Dem Comm Inc	34	100.00%	<div style="width: 100%;"><div style="width: 100%;"></div></div>
Total Votes Cast	34	100.00%	<div style="width: 100%;"><div style="width: 100%;"></div></div>
Overvotes	0		
Undervotes	6		

REP Member of State Senate 6th Legislative District

Vote For 1

	TOTAL	VOTE %	
NO PETITION FILED			
Write-In Totals			
Total Votes Cast			
Overvotes			
Undervotes			

REP Members of the General Assembly 6th Legislative District

Vote For 2

	TOTAL	VOTE %	
Daniel M. Kenny			
Danielle M. Barry			
Write-In Totals			
Total Votes Cast			
Overvotes			
Undervotes			

REP Members of the Board of County Commissioners

Vote For 2

	TOTAL	VOTE %	
Jason Fanning			
Norman C. Rebel Jr.			
Write-In Totals			
Total Votes Cast			
Overvotes			
Undervotes			

Voorhees District 18 Suppressed

REP Members of Township Committee Voorhees Township

Vote For 2

TOTAL VOTE %

Eric Simkin

Tina Bernstein

Write-In Totals

Total Votes Cast

Overvotes

Undervotes

Voorhees District 19

Statistics	TOTAL
Registered Voters - Total	1,071
Registered Voters - NONPARTISAN	309
Registered Voters - DEMOCRAT	529
Registered Voters - REPUBLICAN	233
Ballots Cast - Total	200
Ballots Cast - NONPARTISAN	0
Ballots Cast - DEMOCRAT	161
Ballots Cast - REPUBLICAN	39
Ballots Cast - Blank	0
Voter Turnout - Total	18.67%
Voter Turnout - NONPARTISAN	0.00%
Voter Turnout - DEMOCRAT	30.43%
Voter Turnout - REPUBLICAN	16.74%

DEM Member of State Senate 6th Legislative District Vote For 1

	TOTAL	VOTE %	
James Beach	143	100.00%	<div style="width: 100%; height: 10px; background-color: #f0e68c;"></div>
Write-In Totals	0	0.00%	<div style="width: 0%; height: 10px; background-color: #d3d3d3;"></div>
Total Votes Cast	143	100.00%	<div style="width: 100%; height: 10px; background-color: #f0e68c;"></div>
Overvotes	0		
Undervotes	18		

DEM Members of the General Assembly 6th Legislative District Vote For 2

	TOTAL	VOTE %	
Louis D. Greenwald	150	51.19%	<div style="width: 51.19%; height: 10px; background-color: #f0e68c;"></div>
Pamela R. Lampitt	143	48.81%	<div style="width: 48.81%; height: 10px; background-color: #d3d3d3;"></div>
Write-In Totals	0	0.00%	<div style="width: 0%; height: 10px; background-color: #d3d3d3;"></div>
Total Votes Cast	293	100.00%	<div style="width: 100%; height: 10px; background-color: #f0e68c;"></div>
Overvotes	0		
Undervotes	29		

DEM Members of the Board of County Commissioners Vote For 2

	TOTAL	VOTE %	
Kate Delany	36	13.04%	<div style="width: 13.04%; height: 10px; background-color: #f0e68c;"></div>
Samuel E. Sweet	31	11.23%	<div style="width: 11.23%; height: 10px; background-color: #d3d3d3;"></div>
Louis Cappelli Jr.	110	39.86%	<div style="width: 39.86%; height: 10px; background-color: #f0e68c;"></div>
Jonathan L. Young Sr.	99	35.87%	<div style="width: 35.87%; height: 10px; background-color: #d3d3d3;"></div>
Write-In Totals	0	0.00%	<div style="width: 0%; height: 10px; background-color: #d3d3d3;"></div>
Total Votes Cast	276	100.00%	<div style="width: 100%; height: 10px; background-color: #f0e68c;"></div>
Overvotes	24		
Undervotes	22		

Voorhees District 19

DEM Members of Township Committee Voorhees Township

Vote For 2

	TOTAL	VOTE %	
Michael R. Mignogna	138	47.42%	<div style="width: 47.42%; background-color: #f0e68c;"></div>
Harry A. Platt	153	52.58%	<div style="width: 52.58%; background-color: #f0e68c;"></div>
Write-In Totals	0	0.00%	
Total Votes Cast	291	100.00%	<div style="width: 100%; background-color: #f0e68c;"></div>
Overvotes	0		
Undervotes	31		

DEM Members of County Committee Voorhees Township

Vote For 1

	TOTAL	VOTE %	
Cam Co Dem Comm Inc	139	100.00%	<div style="width: 100%; background-color: #f0e68c;"></div>
Total Votes Cast	139	100.00%	<div style="width: 100%; background-color: #f0e68c;"></div>
Overvotes	0		
Undervotes	22		

REP Member of State Senate 6th Legislative District

Vote For 1

	TOTAL	VOTE %	
NO PETITION FILED	0		
Write-In Totals	0		
Total Votes Cast	0		
Overvotes	0		
Undervotes	39		

REP Members of the General Assembly 6th Legislative District

Vote For 2

	TOTAL	VOTE %	
Daniel M. Kenny	38	52.05%	<div style="width: 52.05%; background-color: #f0e68c;"></div>
Danielle M. Barry	35	47.95%	<div style="width: 47.95%; background-color: #f0e68c;"></div>
Write-In Totals	0	0.00%	
Total Votes Cast	73	100.00%	<div style="width: 100%; background-color: #f0e68c;"></div>
Overvotes	0		
Undervotes	5		

REP Members of the Board of County Commissioners





Vote For 2

	TOTAL	VOTE %	
Jason Fanning	37	52.11%	<div style="width: 52.11%; background-color: #f0e68c;"></div>
Norman C. Rebel Jr.	34	47.89%	<div style="width: 47.89%; background-color: #f0e68c;"></div>
Write-In Totals	0	0.00%	
Total Votes Cast	71	100.00%	<div style="width: 100%; background-color: #f0e68c;"></div>
Overvotes	0		
Undervotes	7		

Voorhees District 19

REP Members of Township Committee Voorhees Township




Vote For 2

	TOTAL	VOTE %	
Eric Simkin	37	50.68%	
Tina Bernstein	36	49.32%	
Write-In Totals	0	0.00%	
Total Votes Cast	73	100.00%	
Overvotes	0		
Undervotes	5		





Waterford District 1

Statistics	TOTAL
Registered Voters - Total	1,261
Registered Voters - NONPARTISAN	471
Registered Voters - DEMOCRAT	358
Registered Voters - REPUBLICAN	432
Ballots Cast - Total	125
Ballots Cast - NONPARTISAN	0
Ballots Cast - DEMOCRAT	53
Ballots Cast - REPUBLICAN	72
Ballots Cast - Blank	1
Voter Turnout - Total	9.91%
Voter Turnout - NONPARTISAN	0.00%
Voter Turnout - DEMOCRAT	14.80%
Voter Turnout - REPUBLICAN	16.67%







DEM Member of State Senate 4th Legislative District Vote For 1

	TOTAL	VOTE %	
Paul D. Moriarty	47	100.00%	
Write-In Totals	0	0.00%	
Total Votes Cast	47	100.00%	
Overvotes	0		
Undervotes	6		

DEM Members of the General Assembly 4th Legislative District Vote For 2

	TOTAL	VOTE %	
Dan Hutchison	45	50.56%	
Cody D. Miller	44	49.44%	
Write-In Totals	0	0.00%	
Total Votes Cast	89	100.00%	
Overvotes	0		
Undervotes	17		

DEM Members of the Board of County Commissioners Vote For 2

	TOTAL	VOTE %	
Kate Delany	13	13.68%	
Samuel E. Sweet	10	10.53%	
Louis Cappelli Jr.	35	36.84%	
Jonathan L. Young Sr.	37	38.95%	
Write-In Totals	0	0.00%	
Total Votes Cast	95	100.00%	
Overvotes	2		
Undervotes	9		

Waterford District 1

DEM Members of Township Committee Waterford Township

Vote For 2

	TOTAL	VOTE %	
Richard T. Yeatman Sr.	45	50.00%	<div style="width: 50%;"><div style="width: 50%;"></div></div>
Eric Romolini	45	50.00%	<div style="width: 50%;"><div style="width: 50%;"></div></div>
Write-In Totals	0	0.00%	<div style="width: 0%;"><div style="width: 0%;"></div></div>
Total Votes Cast	90	100.00%	<div style="width: 100%;"><div style="width: 100%;"></div></div>
Overvotes	0		
Undervotes	16		

DEM Male Members of County Committee Waterford Township

Vote For 4

	TOTAL	VOTE %	
Howard Wilson	42	24.42%	<div style="width: 24.42%;"><div style="width: 24.42%;"></div></div>
Eric Romolini	44	25.58%	<div style="width: 25.58%;"><div style="width: 25.58%;"></div></div>
Richard T. Yeatman Sr.	42	24.42%	<div style="width: 24.42%;"><div style="width: 24.42%;"></div></div>
Michael J. Ward	44	25.58%	<div style="width: 25.58%;"><div style="width: 25.58%;"></div></div>
Write-In Totals	0	0.00%	<div style="width: 0%;"><div style="width: 0%;"></div></div>
Total Votes Cast	172	100.00%	<div style="width: 100%;"><div style="width: 100%;"></div></div>
Overvotes	0		
Undervotes	40		

DEM Female Members of County Committee Waterford Township

Vote For 4

	TOTAL	VOTE %	
Linda Wilson	43	24.16%	<div style="width: 24.16%;"><div style="width: 24.16%;"></div></div>
Maryann Merlino	44	24.72%	<div style="width: 24.72%;"><div style="width: 24.72%;"></div></div>
Jennifer Treloar	44	24.72%	<div style="width: 24.72%;"><div style="width: 24.72%;"></div></div>
Rita M. Hanna	47	26.40%	<div style="width: 26.40%;"><div style="width: 26.40%;"></div></div>
Write-In Totals	0	0.00%	<div style="width: 0%;"><div style="width: 0%;"></div></div>
Total Votes Cast	178	100.00%	<div style="width: 100%;"><div style="width: 100%;"></div></div>
Overvotes	0		
Undervotes	34		

REP Member of State Senate 4th Legislative District

Vote For 1

	TOTAL	VOTE %	
Christopher W. DelBorrello	37	53.62%	<div style="width: 53.62%;"><div style="width: 53.62%;"></div></div>
Nick DeSilvio	32	46.38%	<div style="width: 46.38%;"><div style="width: 46.38%;"></div></div>
Write-In Totals	0	0.00%	<div style="width: 0%;"><div style="width: 0%;"></div></div>
Total Votes Cast	69	100.00%	<div style="width: 100%;"><div style="width: 100%;"></div></div>
Overvotes	1		
Undervotes	2		

Waterford District 1

REP Members of the General Assembly 4th Legislative District

Vote For 2

	TOTAL	VOTE %	
Matthew P. Walker	35	26.72%	<div style="width: 26.72%; background-color: #f0e68c;"></div>
Amanda Esposito	38	29.01%	<div style="width: 29.01%; background-color: #f0e68c;"></div>
Denise Gonzalez	26	19.85%	<div style="width: 19.85%; background-color: #f0e68c;"></div>
Michael Clark	25	19.08%	<div style="width: 19.08%; background-color: #f0e68c;"></div>
John M. Keating	7	5.34%	<div style="width: 5.34%; background-color: #f0e68c;"></div>
Write-In Totals	0	0.00%	
Total Votes Cast	131	100.00%	<div style="width: 100%; background-color: #f0e68c;"></div>
Overvotes	10		
Undervotes	3		

REP Members of the Board of County Commissioners

Vote For 2

	TOTAL	VOTE %	
Jason Fanning	62	50.41%	<div style="width: 50.41%; background-color: #f0e68c;"></div>
Norman C. Rebel Jr.	61	49.59%	<div style="width: 49.59%; background-color: #f0e68c;"></div>
Write-In Totals	0	0.00%	
Total Votes Cast	123	100.00%	<div style="width: 100%; background-color: #f0e68c;"></div>
Overvotes	0		
Undervotes	21		

REP Members of Township Committee Waterford Township

Vote For 2

	TOTAL	VOTE %	
Thomas Giangliullo Jr.	64	51.61%	<div style="width: 51.61%; background-color: #f0e68c;"></div>
Robert F. Doney	60	48.39%	<div style="width: 48.39%; background-color: #f0e68c;"></div>
Write-In Totals	0	0.00%	
Total Votes Cast	124	100.00%	<div style="width: 100%; background-color: #f0e68c;"></div>
Overvotes	0		
Undervotes	20		

Waterford District 2

Statistics	TOTAL
Registered Voters - Total	1,351
Registered Voters - NONPARTISAN	538
Registered Voters - DEMOCRAT	503
Registered Voters - REPUBLICAN	310
Ballots Cast - Total	145
Ballots Cast - NONPARTISAN	0
Ballots Cast - DEMOCRAT	95
Ballots Cast - REPUBLICAN	50
Ballots Cast - Blank	1
Voter Turnout - Total	10.73%
Voter Turnout - NONPARTISAN	0.00%
Voter Turnout - DEMOCRAT	18.89%
Voter Turnout - REPUBLICAN	16.13%

DEM Member of State Senate 4th Legislative District Vote For 1

	TOTAL	VOTE %
Paul D. Moriarty	86	98.85%
Write-In Totals	1	1.15%
Total Votes Cast	87	100.00%
Overvotes	0	
Undervotes	8	

DEM Members of the General Assembly 4th Legislative District Vote For 2

	TOTAL	VOTE %
Dan Hutchison	85	49.13%
Cody D. Miller	86	49.71%
Write-In Totals	2	1.16%
Total Votes Cast	173	100.00%
Overvotes	0	
Undervotes	17	

DEM Members of the Board of County Commissioners Vote For 2

	TOTAL	VOTE %
Kate Delany	21	11.67%
Samuel E. Sweet	25	13.89%
Louis Cappelli Jr.	65	36.11%
Jonathan L. Young Sr.	69	38.33%
Write-In Totals	0	0.00%
Total Votes Cast	180	100.00%
Overvotes	4	
Undervotes	6	

Waterford District 2

DEM Members of Township Committee Waterford Township

Vote For 2

	TOTAL	VOTE %	
Richard T. Yeatman Sr.	86	49.71%	<div style="width: 49.71%; background-color: #f0e68c;"></div>
Eric Romolini	85	49.13%	<div style="width: 49.13%; background-color: #f0e68c;"></div>
Write-In Totals	2	1.16%	<div style="width: 1.16%; background-color: #f0e68c;"></div>
Total Votes Cast	173	100.00%	<div style="width: 100%; background-color: #f0e68c;"></div>
Overvotes	0		
Undervotes	17		

DEM Male Members of County Committee Waterford Township

Vote For 4

	TOTAL	VOTE %	
Howard Wilson	83	24.13%	<div style="width: 24.13%; background-color: #f0e68c;"></div>
Eric Romolini	84	24.42%	<div style="width: 24.42%; background-color: #f0e68c;"></div>
Richard T. Yeatman Sr.	86	25.00%	<div style="width: 25.00%; background-color: #f0e68c;"></div>
Michael J. Ward	87	25.29%	<div style="width: 25.29%; background-color: #f0e68c;"></div>
Write-In Totals	4	1.16%	<div style="width: 1.16%; background-color: #f0e68c;"></div>
Total Votes Cast	344	100.00%	<div style="width: 100%; background-color: #f0e68c;"></div>
Overvotes	0		
Undervotes	36		

DEM Female Members of County Committee Waterford Township

Vote For 4

	TOTAL	VOTE %	
Linda Wilson	86	24.86%	<div style="width: 24.86%; background-color: #f0e68c;"></div>
Maryann Merlino	85	24.57%	<div style="width: 24.57%; background-color: #f0e68c;"></div>
Jennifer Treloar	85	24.57%	<div style="width: 24.57%; background-color: #f0e68c;"></div>
Rita M. Hanna	86	24.86%	<div style="width: 24.86%; background-color: #f0e68c;"></div>
Write-In Totals	4	1.16%	<div style="width: 1.16%; background-color: #f0e68c;"></div>
Total Votes Cast	346	100.00%	<div style="width: 100%; background-color: #f0e68c;"></div>
Overvotes	0		
Undervotes	34		

REP Member of State Senate 4th Legislative District

Vote For 1

	TOTAL	VOTE %	
Christopher W. DelBorrello	24	50.00%	<div style="width: 50.00%; background-color: #f0e68c;"></div>
Nick DeSilvio	24	50.00%	<div style="width: 50.00%; background-color: #f0e68c;"></div>
Write-In Totals	0	0.00%	<div style="width: 0.00%; background-color: #f0e68c;"></div>
Total Votes Cast	48	100.00%	<div style="width: 100%; background-color: #f0e68c;"></div>
Overvotes	1		
Undervotes	1		

Waterford District 2

REP Members of the General Assembly 4th Legislative District

Vote For 2

	TOTAL	VOTE %
Matthew P. Walker	24	25.53%
Amanda Esposito	27	28.72%
Denise Gonzalez	18	19.15%
Michael Clark	18	19.15%
John M. Keating	7	7.45%
Write-In Totals	0	0.00%
Total Votes Cast	94	100.00%
Overvotes	4	
Undervotes	2	

REP Members of the Board of County Commissioners

Vote For 2

	TOTAL	VOTE %
Jason Fanning	44	50.57%
Norman C. Rebel Jr.	43	49.43%
Write-In Totals	0	0.00%
Total Votes Cast	87	100.00%
Overvotes	0	
Undervotes	13	

REP Members of Township Committee Waterford Township




Vote For 2

	TOTAL	VOTE %
Thomas Giangliullo Jr.	42	50.00%
Robert F. Doney	42	50.00%
Write-In Totals	0	0.00%
Total Votes Cast	84	100.00%
Overvotes	0	
Undervotes	16	





Waterford District 3

Statistics	TOTAL
Registered Voters - Total	1,041
Registered Voters - NONPARTISAN	429
Registered Voters - DEMOCRAT	319
Registered Voters - REPUBLICAN	293
Ballots Cast - Total	128
Ballots Cast - NONPARTISAN	0
Ballots Cast - DEMOCRAT	67
Ballots Cast - REPUBLICAN	61
Ballots Cast - Blank	0
Voter Turnout - Total	12.30%
Voter Turnout - NONPARTISAN	0.00%
Voter Turnout - DEMOCRAT	21.00%
Voter Turnout - REPUBLICAN	20.82%







DEM Member of State Senate 4th Legislative District Vote For 1

	TOTAL	VOTE %	
Paul D. Moriarty	62	100.00%	
Write-In Totals	0	0.00%	
Total Votes Cast	62	100.00%	
Overvotes	0		
Undervotes	5		

DEM Members of the General Assembly 4th Legislative District Vote For 2

	TOTAL	VOTE %	
Dan Hutchison	61	51.26%	
Cody D. Miller	58	48.74%	
Write-In Totals	0	0.00%	
Total Votes Cast	119	100.00%	
Overvotes	0		
Undervotes	15		

DEM Members of the Board of County Commissioners Vote For 2

	TOTAL	VOTE %	
Kate Delany	21	16.03%	
Samuel E. Sweet	14	10.69%	
Louis Cappelli Jr.	50	38.17%	
Jonathan L. Young Sr.	46	35.11%	
Write-In Totals	0	0.00%	
Total Votes Cast	131	100.00%	
Overvotes	2		
Undervotes	1		

Waterford District 3

DEM Members of Township Committee Waterford Township

Vote For 2

	TOTAL	VOTE %	
Richard T. Yeatman Sr.	57	48.72%	<div style="width: 48.72%;"><div style="width: 48.72%;"></div></div>
Eric Romolini	60	51.28%	<div style="width: 51.28%;"><div style="width: 51.28%;"></div></div>
Write-In Totals	0	0.00%	
Total Votes Cast	117	100.00%	<div style="width: 100%;"><div style="width: 100%;"></div></div>
Overvotes	0		
Undervotes	17		

DEM Male Members of County Committee Waterford Township

Vote For 4

	TOTAL	VOTE %	
Howard Wilson	58	24.37%	<div style="width: 24.37%;"><div style="width: 24.37%;"></div></div>
Eric Romolini	60	25.21%	<div style="width: 25.21%;"><div style="width: 25.21%;"></div></div>
Richard T. Yeatman Sr.	61	25.63%	<div style="width: 25.63%;"><div style="width: 25.63%;"></div></div>
Michael J. Ward	59	24.79%	<div style="width: 24.79%;"><div style="width: 24.79%;"></div></div>
Write-In Totals	0	0.00%	
Total Votes Cast	238	100.00%	<div style="width: 100%;"><div style="width: 100%;"></div></div>
Overvotes	0		
Undervotes	30		

DEM Female Members of County Committee Waterford Township

Vote For 4

	TOTAL	VOTE %	
Linda Wilson	60	25.32%	<div style="width: 25.32%;"><div style="width: 25.32%;"></div></div>
Maryann Merlino	59	24.89%	<div style="width: 24.89%;"><div style="width: 24.89%;"></div></div>
Jennifer Treloar	59	24.89%	<div style="width: 24.89%;"><div style="width: 24.89%;"></div></div>
Rita M. Hanna	59	24.89%	<div style="width: 24.89%;"><div style="width: 24.89%;"></div></div>
Write-In Totals	0	0.00%	
Total Votes Cast	237	100.00%	<div style="width: 100%;"><div style="width: 100%;"></div></div>
Overvotes	0		
Undervotes	31		

REP Member of State Senate 4th Legislative District

Vote For 1

	TOTAL	VOTE %	
Christopher W. DelBorrello	28	49.12%	<div style="width: 49.12%;"><div style="width: 49.12%;"></div></div>
Nick DeSilvio	29	50.88%	<div style="width: 50.88%;"><div style="width: 50.88%;"></div></div>
Write-In Totals	0	0.00%	
Total Votes Cast	57	100.00%	<div style="width: 100%;"><div style="width: 100%;"></div></div>
Overvotes	0		
Undervotes	4		

Waterford District 3

REP Members of the General Assembly 4th Legislative District

Vote For 2

	TOTAL	VOTE %	
Matthew P. Walker	27	23.68%	<div style="width: 23.68%;"></div>
Amanda Esposito	30	26.32%	<div style="width: 26.32%;"></div>
Denise Gonzalez	26	22.81%	<div style="width: 22.81%;"></div>
Michael Clark	27	23.68%	<div style="width: 23.68%;"></div>
John M. Keating	4	3.51%	<div style="width: 3.51%;"></div>
Write-In Totals	0	0.00%	
Total Votes Cast	114	100.00%	<div style="width: 100%;"></div>
Overvotes	6		
Undervotes	2		

REP Members of the Board of County Commissioners

Vote For 2

	TOTAL	VOTE %	
Jason Fanning	51	51.00%	<div style="width: 51.00%;"></div>
Norman C. Rebel Jr.	49	49.00%	<div style="width: 49.00%;"></div>
Write-In Totals	0	0.00%	
Total Votes Cast	100	100.00%	<div style="width: 100%;"></div>
Overvotes	0		
Undervotes	22		

REP Members of Township Committee Waterford Township




Vote For 2

	TOTAL	VOTE %	
Thomas Giangliullo Jr.	51	50.00%	<div style="width: 50.00%;"></div>
Robert F. Doney	51	50.00%	<div style="width: 50.00%;"></div>
Write-In Totals	0	0.00%	
Total Votes Cast	102	100.00%	<div style="width: 100%;"></div>
Overvotes	0		
Undervotes	20		





Waterford District 4

Statistics	TOTAL
Registered Voters - Total	994
Registered Voters - NONPARTISAN	321
Registered Voters - DEMOCRAT	309
Registered Voters - REPUBLICAN	364
Ballots Cast - Total	138
Ballots Cast - NONPARTISAN	0
Ballots Cast - DEMOCRAT	50
Ballots Cast - REPUBLICAN	88
Ballots Cast - Blank	1
Voter Turnout - Total	13.88%
Voter Turnout - NONPARTISAN	0.00%
Voter Turnout - DEMOCRAT	16.18%
Voter Turnout - REPUBLICAN	24.18%







DEM Member of State Senate 4th Legislative District Vote For 1

	TOTAL	VOTE %	
Paul D. Moriarty	44	97.78%	
Write-In Totals	1	2.22%	
Total Votes Cast	45	100.00%	
Overvotes	0		
Undervotes	5		

DEM Members of the General Assembly 4th Legislative District Vote For 2

	TOTAL	VOTE %	
Dan Hutchison	42	48.84%	
Cody D. Miller	42	48.84%	
Write-In Totals	2	2.33%	
Total Votes Cast	86	100.00%	
Overvotes	0		
Undervotes	14		

DEM Members of the Board of County Commissioners Vote For 2

	TOTAL	VOTE %	
Kate Delany	13	14.77%	
Samuel E. Sweet	7	7.95%	
Louis Cappelli Jr.	32	36.36%	
Jonathan L. Young Sr.	34	38.64%	
Write-In Totals	2	2.27%	
Total Votes Cast	88	100.00%	
Overvotes	6		
Undervotes	6		

Waterford District 4

DEM Members of Township Committee Waterford Township

Vote For 2

	TOTAL	VOTE %	
Richard T. Yeatman Sr.	45	48.91%	<div style="width: 48.91%;"><div style="width: 48.91%;"></div></div>
Eric Romolini	45	48.91%	<div style="width: 48.91%;"><div style="width: 48.91%;"></div></div>
Write-In Totals	2	2.17%	<div style="width: 2.17%;"><div style="width: 2.17%;"></div></div>
Total Votes Cast	92	100.00%	<div style="width: 100%;"><div style="width: 100%;"></div></div>
Overvotes	0		
Undervotes	8		

DEM Male Members of County Committee Waterford Township

Vote For 4

	TOTAL	VOTE %	
Howard Wilson	44	25.14%	<div style="width: 25.14%;"><div style="width: 25.14%;"></div></div>
Eric Romolini	44	25.14%	<div style="width: 25.14%;"><div style="width: 25.14%;"></div></div>
Richard T. Yeatman Sr.	44	25.14%	<div style="width: 25.14%;"><div style="width: 25.14%;"></div></div>
Michael J. Ward	39	22.29%	<div style="width: 22.29%;"><div style="width: 22.29%;"></div></div>
Write-In Totals	4	2.29%	<div style="width: 2.29%;"><div style="width: 2.29%;"></div></div>
Total Votes Cast	175	100.00%	<div style="width: 100%;"><div style="width: 100%;"></div></div>
Overvotes	0		
Undervotes	25		

DEM Female Members of County Committee Waterford Township

Vote For 4

	TOTAL	VOTE %	
Linda Wilson	43	24.86%	<div style="width: 24.86%;"><div style="width: 24.86%;"></div></div>
Maryann Merlino	40	23.12%	<div style="width: 23.12%;"><div style="width: 23.12%;"></div></div>
Jennifer Treloar	42	24.28%	<div style="width: 24.28%;"><div style="width: 24.28%;"></div></div>
Rita M. Hanna	44	25.43%	<div style="width: 25.43%;"><div style="width: 25.43%;"></div></div>
Write-In Totals	4	2.31%	<div style="width: 2.31%;"><div style="width: 2.31%;"></div></div>
Total Votes Cast	173	100.00%	<div style="width: 100%;"><div style="width: 100%;"></div></div>
Overvotes	0		
Undervotes	27		

REP Member of State Senate 4th Legislative District

Vote For 1

	TOTAL	VOTE %	
Christopher W. DelBorrello	51	62.20%	<div style="width: 62.20%;"><div style="width: 62.20%;"></div></div>
Nick DeSilvio	31	37.80%	<div style="width: 37.80%;"><div style="width: 37.80%;"></div></div>
Write-In Totals	0	0.00%	<div style="width: 0%;"><div style="width: 0%;"></div></div>
Total Votes Cast	82	100.00%	<div style="width: 100%;"><div style="width: 100%;"></div></div>
Overvotes	1		
Undervotes	5		

Waterford District 4

REP Members of the General Assembly 4th Legislative District

Vote For 2

	TOTAL	VOTE %	
Matthew P. Walker	51	30.72%	<div style="width: 30.72%; background-color: #f0e68c;"></div>
Amanda Esposito	50	30.12%	<div style="width: 30.12%; background-color: #f0e68c;"></div>
Denise Gonzalez	26	15.66%	<div style="width: 15.66%; background-color: #f0e68c;"></div>
Michael Clark	33	19.88%	<div style="width: 19.88%; background-color: #f0e68c;"></div>
John M. Keating	6	3.61%	<div style="width: 3.61%; background-color: #f0e68c;"></div>
Write-In Totals	0	0.00%	
Total Votes Cast	166	100.00%	<div style="width: 100%; background-color: #f0e68c;"></div>
Overvotes	6		
Undervotes	4		

REP Members of the Board of County Commissioners

Vote For 2

	TOTAL	VOTE %	
Jason Fanning	78	50.98%	<div style="width: 50.98%; background-color: #f0e68c;"></div>
Norman C. Rebel Jr.	75	49.02%	<div style="width: 49.02%; background-color: #f0e68c;"></div>
Write-In Totals	0	0.00%	
Total Votes Cast	153	100.00%	<div style="width: 100%; background-color: #f0e68c;"></div>
Overvotes	0		
Undervotes	23		

REP Members of Township Committee Waterford Township

Vote For 2

	TOTAL	VOTE %	
Thomas Giangliullo Jr.	76	49.35%	<div style="width: 49.35%; background-color: #f0e68c;"></div>
Robert F. Doney	75	48.70%	<div style="width: 48.70%; background-color: #f0e68c;"></div>
Write-In Totals	3	1.95%	<div style="width: 1.95%; background-color: #f0e68c;"></div>
Total Votes Cast	154	100.00%	<div style="width: 100%; background-color: #f0e68c;"></div>
Overvotes	0		
Undervotes	22		

Waterford District 5

Statistics	TOTAL
Registered Voters - Total	1,202
Registered Voters - NONPARTISAN	509
Registered Voters - DEMOCRAT	394
Registered Voters - REPUBLICAN	299
Ballots Cast - Total	123
Ballots Cast - NONPARTISAN	0
Ballots Cast - DEMOCRAT	74
Ballots Cast - REPUBLICAN	49
Ballots Cast - Blank	0
Voter Turnout - Total	10.23%
Voter Turnout - NONPARTISAN	0.00%
Voter Turnout - DEMOCRAT	18.78%
Voter Turnout - REPUBLICAN	16.39%

DEM Member of State Senate 4th Legislative District Vote For 1

	TOTAL	VOTE %	
Paul D. Moriarty	67	100.00%	<div style="width: 100%; height: 10px; background-color: #f0e68c;"></div>
Write-In Totals	0	0.00%	<div style="width: 0%; height: 10px; background-color: #d3d3d3;"></div>
Total Votes Cast	67	100.00%	<div style="width: 100%; height: 10px; background-color: #f0e68c;"></div>
Overvotes	0		
Undervotes	7		

DEM Members of the General Assembly 4th Legislative District Vote For 2

	TOTAL	VOTE %	
Dan Hutchison	67	50.76%	<div style="width: 50.76%; height: 10px; background-color: #f0e68c;"></div>
Cody D. Miller	65	49.24%	<div style="width: 49.24%; height: 10px; background-color: #f0e68c;"></div>
Write-In Totals	0	0.00%	<div style="width: 0%; height: 10px; background-color: #d3d3d3;"></div>
Total Votes Cast	132	100.00%	<div style="width: 100%; height: 10px; background-color: #f0e68c;"></div>
Overvotes	0		
Undervotes	16		

DEM Members of the Board of County Commissioners Vote For 2

	TOTAL	VOTE %	
Kate Delany	26	18.57%	<div style="width: 18.57%; height: 10px; background-color: #f0e68c;"></div>
Samuel E. Sweet	22	15.71%	<div style="width: 15.71%; height: 10px; background-color: #f0e68c;"></div>
Louis Cappelli Jr.	46	32.86%	<div style="width: 32.86%; height: 10px; background-color: #f0e68c;"></div>
Jonathan L. Young Sr.	46	32.86%	<div style="width: 32.86%; height: 10px; background-color: #f0e68c;"></div>
Write-In Totals	0	0.00%	<div style="width: 0%; height: 10px; background-color: #d3d3d3;"></div>
Total Votes Cast	140	100.00%	<div style="width: 100%; height: 10px; background-color: #f0e68c;"></div>
Overvotes	6		
Undervotes	2		

Waterford District 5

DEM Members of Township Committee Waterford Township

Vote For 2

	TOTAL	VOTE %	
Richard T. Yeatman Sr.	65	49.62%	<div style="width: 49.62%;"><div style="width: 49.62%;"></div></div>
Eric Romolini	66	50.38%	<div style="width: 50.38%;"><div style="width: 50.38%;"></div></div>
Write-In Totals	0	0.00%	
Total Votes Cast	131	100.00%	<div style="width: 100%;"><div style="width: 100%;"></div></div>
Overvotes	0		
Undervotes	17		

DEM Male Members of County Committee Waterford Township

Vote For 4

	TOTAL	VOTE %	
Howard Wilson	67	25.38%	<div style="width: 25.38%;"><div style="width: 25.38%;"></div></div>
Eric Romolini	64	24.24%	<div style="width: 24.24%;"><div style="width: 24.24%;"></div></div>
Richard T. Yeatman Sr.	66	25.00%	<div style="width: 25.00%;"><div style="width: 25.00%;"></div></div>
Michael J. Ward	66	25.00%	<div style="width: 25.00%;"><div style="width: 25.00%;"></div></div>
Write-In Totals	1	0.38%	
Total Votes Cast	264	100.00%	<div style="width: 100%;"><div style="width: 100%;"></div></div>
Overvotes	0		
Undervotes	32		

DEM Female Members of County Committee Waterford Township

Vote For 4

	TOTAL	VOTE %	
Linda Wilson	68	25.19%	<div style="width: 25.19%;"><div style="width: 25.19%;"></div></div>
Maryann Merlino	68	25.19%	<div style="width: 25.19%;"><div style="width: 25.19%;"></div></div>
Jennifer Treloar	66	24.44%	<div style="width: 24.44%;"><div style="width: 24.44%;"></div></div>
Rita M. Hanna	68	25.19%	<div style="width: 25.19%;"><div style="width: 25.19%;"></div></div>
Write-In Totals	0	0.00%	
Total Votes Cast	270	100.00%	<div style="width: 100%;"><div style="width: 100%;"></div></div>
Overvotes	0		
Undervotes	26		

REP Member of State Senate 4th Legislative District

Vote For 1

	TOTAL	VOTE %	
Christopher W. DelBorrello	22	51.16%	<div style="width: 51.16%;"><div style="width: 51.16%;"></div></div>
Nick DeSilvio	21	48.84%	<div style="width: 48.84%;"><div style="width: 48.84%;"></div></div>
Write-In Totals	0	0.00%	
Total Votes Cast	43	100.00%	<div style="width: 100%;"><div style="width: 100%;"></div></div>
Overvotes	3		
Undervotes	3		

Waterford District 5

REP Members of the General Assembly 4th Legislative District

Vote For 2

	TOTAL	VOTE %	
Matthew P. Walker	24	27.91%	<div style="width: 27.91%; background-color: #f0e68c;"></div>
Amanda Esposito	23	26.74%	<div style="width: 26.74%; background-color: #f0e68c;"></div>
Denise Gonzalez	15	17.44%	<div style="width: 17.44%; background-color: #f0e68c;"></div>
Michael Clark	17	19.77%	<div style="width: 19.77%; background-color: #f0e68c;"></div>
John M. Keating	7	8.14%	<div style="width: 8.14%; background-color: #f0e68c;"></div>
Write-In Totals	0	0.00%	
Total Votes Cast	86	100.00%	<div style="width: 100%; background-color: #f0e68c;"></div>
Overvotes	4		
Undervotes	8		

REP Members of the Board of County Commissioners

Vote For 2

	TOTAL	VOTE %	
Jason Fanning	36	49.32%	<div style="width: 49.32%; background-color: #f0e68c;"></div>
Norman C. Rebel Jr.	37	50.68%	<div style="width: 50.68%; background-color: #f0e68c;"></div>
Write-In Totals	0	0.00%	
Total Votes Cast	73	100.00%	<div style="width: 100%; background-color: #f0e68c;"></div>
Overvotes	0		
Undervotes	25		

REP Members of Township Committee Waterford Township




Vote For 2

	TOTAL	VOTE %	
Thomas Giangiulio Jr.	39	50.00%	<div style="width: 50.00%; background-color: #f0e68c;"></div>
Robert F. Doney	39	50.00%	<div style="width: 50.00%; background-color: #f0e68c;"></div>
Write-In Totals	0	0.00%	
Total Votes Cast	78	100.00%	<div style="width: 100%; background-color: #f0e68c;"></div>
Overvotes	0		
Undervotes	20		





Waterford District 6

Statistics	TOTAL
Registered Voters - Total	737
Registered Voters - NONPARTISAN	303
Registered Voters - DEMOCRAT	207
Registered Voters - REPUBLICAN	227
Ballots Cast - Total	75
Ballots Cast - NONPARTISAN	0
Ballots Cast - DEMOCRAT	44
Ballots Cast - REPUBLICAN	31
Ballots Cast - Blank	1
Voter Turnout - Total	10.18%
Voter Turnout - NONPARTISAN	0.00%
Voter Turnout - DEMOCRAT	21.26%
Voter Turnout - REPUBLICAN	13.66%







DEM Member of State Senate 4th Legislative District Vote For 1

	TOTAL	VOTE %	
Paul D. Moriarty	38	100.00%	
Write-In Totals	0	0.00%	
Total Votes Cast	38	100.00%	
Overvotes	0		
Undervotes	6		

DEM Members of the General Assembly 4th Legislative District Vote For 2

	TOTAL	VOTE %	
Dan Hutchison	37	49.33%	
Cody D. Miller	38	50.67%	
Write-In Totals	0	0.00%	
Total Votes Cast	75	100.00%	
Overvotes	0		
Undervotes	13		

DEM Members of the Board of County Commissioners Vote For 2

	TOTAL	VOTE %	
Kate Delany	10	12.35%	
Samuel E. Sweet	7	8.64%	
Louis Cappelli Jr.	33	40.74%	
Jonathan L. Young Sr.	31	38.27%	
Write-In Totals	0	0.00%	
Total Votes Cast	81	100.00%	
Overvotes	4		
Undervotes	3		

Waterford District 6

DEM Members of Township Committee Waterford Township

Vote For 2

	TOTAL	VOTE %	
Richard T. Yeatman Sr.	42	50.00%	<div style="width: 50%;"><div style="width: 50%;"></div></div>
Eric Romolini	42	50.00%	<div style="width: 50%;"><div style="width: 50%;"></div></div>
Write-In Totals	0	0.00%	<div style="width: 0%;"><div style="width: 0%;"></div></div>
Total Votes Cast	84	100.00%	<div style="width: 100%;"><div style="width: 100%;"></div></div>
Overvotes	0		
Undervotes	4		

DEM Male Members of County Committee Waterford Township

Vote For 4

	TOTAL	VOTE %	
Howard Wilson	43	26.06%	<div style="width: 26.06%;"><div style="width: 26.06%;"></div></div>
Eric Romolini	42	25.45%	<div style="width: 25.45%;"><div style="width: 25.45%;"></div></div>
Richard T. Yeatman Sr.	40	24.24%	<div style="width: 24.24%;"><div style="width: 24.24%;"></div></div>
Michael J. Ward	40	24.24%	<div style="width: 24.24%;"><div style="width: 24.24%;"></div></div>
Write-In Totals	0	0.00%	<div style="width: 0%;"><div style="width: 0%;"></div></div>
Total Votes Cast	165	100.00%	<div style="width: 100%;"><div style="width: 100%;"></div></div>
Overvotes	0		
Undervotes	11		

DEM Female Members of County Committee Waterford Township

Vote For 4

	TOTAL	VOTE %	
Linda Wilson	43	26.38%	<div style="width: 26.38%;"><div style="width: 26.38%;"></div></div>
Maryann Merlino	42	25.77%	<div style="width: 25.77%;"><div style="width: 25.77%;"></div></div>
Jennifer Treloar	40	24.54%	<div style="width: 24.54%;"><div style="width: 24.54%;"></div></div>
Rita M. Hanna	38	23.31%	<div style="width: 23.31%;"><div style="width: 23.31%;"></div></div>
Write-In Totals	0	0.00%	<div style="width: 0%;"><div style="width: 0%;"></div></div>
Total Votes Cast	163	100.00%	<div style="width: 100%;"><div style="width: 100%;"></div></div>
Overvotes	0		
Undervotes	13		

REP Member of State Senate 4th Legislative District

Vote For 1

	TOTAL	VOTE %	
Christopher W. DelBorrello	17	54.84%	<div style="width: 54.84%;"><div style="width: 54.84%;"></div></div>
Nick DeSilvio	14	45.16%	<div style="width: 45.16%;"><div style="width: 45.16%;"></div></div>
Write-In Totals	0	0.00%	<div style="width: 0%;"><div style="width: 0%;"></div></div>
Total Votes Cast	31	100.00%	<div style="width: 100%;"><div style="width: 100%;"></div></div>
Overvotes	0		
Undervotes	0		

Waterford District 6

REP Members of the General Assembly 4th Legislative District

Vote For 2

	TOTAL	VOTE %
Matthew P. Walker	14	23.73%
Amanda Esposito	15	25.42%
Denise Gonzalez	10	16.95%
Michael Clark	14	23.73%
John M. Keating	6	10.17%
Write-In Totals	0	0.00%
Total Votes Cast	59	100.00%
Overvotes	0	
Undervotes	3	

REP Members of the Board of County Commissioners

Vote For 2

	TOTAL	VOTE %
Jason Fanning	28	51.85%
Norman C. Rebel Jr.	26	48.15%
Write-In Totals	0	0.00%
Total Votes Cast	54	100.00%
Overvotes	0	
Undervotes	8	

REP Members of Township Committee Waterford Township

Vote For 2

	TOTAL	VOTE %
Thomas Giangliullo Jr.	27	50.94%
Robert F. Doney	26	49.06%
Write-In Totals	0	0.00%
Total Votes Cast	53	100.00%
Overvotes	0	
Undervotes	9	

Waterford District 7

Statistics	TOTAL
Registered Voters - Total	1,233
Registered Voters - NONPARTISAN	460
Registered Voters - DEMOCRAT	375
Registered Voters - REPUBLICAN	398
Ballots Cast - Total	136
Ballots Cast - NONPARTISAN	0
Ballots Cast - DEMOCRAT	70
Ballots Cast - REPUBLICAN	66
Ballots Cast - Blank	0
Voter Turnout - Total	11.03%
Voter Turnout - NONPARTISAN	0.00%
Voter Turnout - DEMOCRAT	18.67%
Voter Turnout - REPUBLICAN	16.58%

DEM Member of State Senate 4th Legislative District Vote For 1

	TOTAL	VOTE %	
Paul D. Moriarty	63	100.00%	<div style="width: 100%; background-color: #f0e68c;"></div>
Write-In Totals	0	0.00%	<div style="width: 0%; background-color: #cccccc;"></div>
Total Votes Cast	63	100.00%	<div style="width: 100%; background-color: #f0e68c;"></div>
Overvotes	0		
Undervotes	7		

DEM Members of the General Assembly 4th Legislative District Vote For 2

	TOTAL	VOTE %	
Dan Hutchison	59	50.00%	<div style="width: 50%; background-color: #f0e68c;"></div>
Cody D. Miller	59	50.00%	<div style="width: 50%; background-color: #cccccc;"></div>
Write-In Totals	0	0.00%	<div style="width: 0%; background-color: #cccccc;"></div>
Total Votes Cast	118	100.00%	<div style="width: 100%; background-color: #f0e68c;"></div>
Overvotes	0		
Undervotes	22		

DEM Members of the Board of County Commissioners Vote For 2

	TOTAL	VOTE %	
Kate Delany	16	13.45%	<div style="width: 13.45%; background-color: #f0e68c;"></div>
Samuel E. Sweet	10	8.40%	<div style="width: 8.40%; background-color: #cccccc;"></div>
Louis Cappelli Jr.	44	36.97%	<div style="width: 36.97%; background-color: #f0e68c;"></div>
Jonathan L. Young Sr.	49	41.18%	<div style="width: 41.18%; background-color: #cccccc;"></div>
Write-In Totals	0	0.00%	<div style="width: 0%; background-color: #cccccc;"></div>
Total Votes Cast	119	100.00%	<div style="width: 100%; background-color: #f0e68c;"></div>
Overvotes	4		
Undervotes	17		

Waterford District 7

DEM Members of Township Committee Waterford Township

Vote For 2

	TOTAL	VOTE %	
Richard T. Yeatman Sr.	63	50.40%	<div style="width: 50.40%;"><div style="width: 50.40%;"></div></div>
Eric Romolini	62	49.60%	<div style="width: 49.60%;"><div style="width: 49.60%;"></div></div>
Write-In Totals	0	0.00%	<div style="width: 0.00%;"><div style="width: 0.00%;"></div></div>
Total Votes Cast	125	100.00%	<div style="width: 100.00%;"><div style="width: 100.00%;"></div></div>
Overvotes	0		
Undervotes	15		

DEM Male Members of County Committee Waterford Township

Vote For 4

	TOTAL	VOTE %	
Howard Wilson	55	23.40%	<div style="width: 23.40%;"><div style="width: 23.40%;"></div></div>
Eric Romolini	62	26.38%	<div style="width: 26.38%;"><div style="width: 26.38%;"></div></div>
Richard T. Yeatman Sr.	62	26.38%	<div style="width: 26.38%;"><div style="width: 26.38%;"></div></div>
Michael J. Ward	56	23.83%	<div style="width: 23.83%;"><div style="width: 23.83%;"></div></div>
Write-In Totals	0	0.00%	<div style="width: 0.00%;"><div style="width: 0.00%;"></div></div>
Total Votes Cast	235	100.00%	<div style="width: 100.00%;"><div style="width: 100.00%;"></div></div>
Overvotes	0		
Undervotes	45		

DEM Female Members of County Committee Waterford Township

Vote For 4

	TOTAL	VOTE %	
Linda Wilson	61	25.10%	<div style="width: 25.10%;"><div style="width: 25.10%;"></div></div>
Maryann Merlino	62	25.51%	<div style="width: 25.51%;"><div style="width: 25.51%;"></div></div>
Jennifer Treloar	60	24.69%	<div style="width: 24.69%;"><div style="width: 24.69%;"></div></div>
Rita M. Hanna	60	24.69%	<div style="width: 24.69%;"><div style="width: 24.69%;"></div></div>
Write-In Totals	0	0.00%	<div style="width: 0.00%;"><div style="width: 0.00%;"></div></div>
Total Votes Cast	243	100.00%	<div style="width: 100.00%;"><div style="width: 100.00%;"></div></div>
Overvotes	0		
Undervotes	37		

REP Member of State Senate 4th Legislative District

Vote For 1

	TOTAL	VOTE %	
Christopher W. DelBorrello	34	53.97%	<div style="width: 53.97%;"><div style="width: 53.97%;"></div></div>
Nick DeSilvio	29	46.03%	<div style="width: 46.03%;"><div style="width: 46.03%;"></div></div>
Write-In Totals	0	0.00%	<div style="width: 0.00%;"><div style="width: 0.00%;"></div></div>
Total Votes Cast	63	100.00%	<div style="width: 100.00%;"><div style="width: 100.00%;"></div></div>
Overvotes	2		
Undervotes	1		

Waterford District 7

REP Members of the General Assembly 4th Legislative District

Vote For 2

	TOTAL	VOTE %	
Matthew P. Walker	39	32.77%	<div style="width: 32.77%; background-color: #f0e68c;"></div>
Amanda Esposito	35	29.41%	<div style="width: 29.41%; background-color: #f0e68c;"></div>
Denise Gonzalez	16	13.45%	<div style="width: 13.45%; background-color: #f0e68c;"></div>
Michael Clark	22	18.49%	<div style="width: 18.49%; background-color: #f0e68c;"></div>
John M. Keating	7	5.88%	<div style="width: 5.88%; background-color: #f0e68c;"></div>
Write-In Totals	0	0.00%	
Total Votes Cast	119	100.00%	<div style="width: 100%; background-color: #f0e68c;"></div>
Overvotes	10		
Undervotes	3		

REP Members of the Board of County Commissioners

Vote For 2

	TOTAL	VOTE %	
Jason Fanning	56	47.86%	<div style="width: 47.86%; background-color: #f0e68c;"></div>
Norman C. Rebel Jr.	57	48.72%	<div style="width: 48.72%; background-color: #f0e68c;"></div>
Write-In Totals	4	3.42%	<div style="width: 3.42%; background-color: #f0e68c;"></div>
Total Votes Cast	117	100.00%	<div style="width: 100%; background-color: #f0e68c;"></div>
Overvotes	0		
Undervotes	15		

REP Members of Township Committee Waterford Township

Vote For 2

	TOTAL	VOTE %	
Thomas Giangliullo Jr.	62	50.82%	<div style="width: 50.82%; background-color: #f0e68c;"></div>
Robert F. Doney	58	47.54%	<div style="width: 47.54%; background-color: #f0e68c;"></div>
Write-In Totals	2	1.64%	<div style="width: 1.64%; background-color: #f0e68c;"></div>
Total Votes Cast	122	100.00%	<div style="width: 100%; background-color: #f0e68c;"></div>
Overvotes	0		
Undervotes	10		

Waterford District 8

Statistics	TOTAL
Registered Voters - Total	697
Registered Voters - NONPARTISAN	277
Registered Voters - DEMOCRAT	216
Registered Voters - REPUBLICAN	204
Ballots Cast - Total	90
Ballots Cast - NONPARTISAN	0
Ballots Cast - DEMOCRAT	43
Ballots Cast - REPUBLICAN	47
Ballots Cast - Blank	0
Voter Turnout - Total	12.91%
Voter Turnout - NONPARTISAN	0.00%
Voter Turnout - DEMOCRAT	19.91%
Voter Turnout - REPUBLICAN	23.04%

DEM Member of State Senate 4th Legislative District Vote For 1

	TOTAL	VOTE %	
Paul D. Moriarty	40	100.00%	<div style="width: 100%; height: 10px; background-color: #f0e68c;"></div>
Write-In Totals	0	0.00%	<div style="width: 0%; height: 10px; background-color: #d3d3d3;"></div>
Total Votes Cast	40	100.00%	<div style="width: 100%; height: 10px; background-color: #f0e68c;"></div>
Overvotes	0		
Undervotes	3		

DEM Members of the General Assembly 4th Legislative District Vote For 2

	TOTAL	VOTE %	
Dan Hutchison	40	50.63%	<div style="width: 50.63%; height: 10px; background-color: #f0e68c;"></div>
Cody D. Miller	39	49.37%	<div style="width: 49.37%; height: 10px; background-color: #d3d3d3;"></div>
Write-In Totals	0	0.00%	<div style="width: 0%; height: 10px; background-color: #d3d3d3;"></div>
Total Votes Cast	79	100.00%	<div style="width: 100%; height: 10px; background-color: #f0e68c;"></div>
Overvotes	0		
Undervotes	7		

DEM Members of the Board of County Commissioners Vote For 2

	TOTAL	VOTE %	
Kate Delany	21	26.92%	<div style="width: 26.92%; height: 10px; background-color: #f0e68c;"></div>
Samuel E. Sweet	17	21.79%	<div style="width: 21.79%; height: 10px; background-color: #d3d3d3;"></div>
Louis Cappelli Jr.	19	24.36%	<div style="width: 24.36%; height: 10px; background-color: #f0e68c;"></div>
Jonathan L. Young Sr.	21	26.92%	<div style="width: 26.92%; height: 10px; background-color: #d3d3d3;"></div>
Write-In Totals	0	0.00%	<div style="width: 0%; height: 10px; background-color: #d3d3d3;"></div>
Total Votes Cast	78	100.00%	<div style="width: 100%; height: 10px; background-color: #f0e68c;"></div>
Overvotes	4		
Undervotes	4		

Waterford District 8

DEM Members of Township Committee Waterford Township

Vote For 2

	TOTAL	VOTE %	
Richard T. Yeatman Sr.	40	50.00%	<div style="width: 50%;"><div style="width: 50%;"></div></div>
Eric Romolini	40	50.00%	<div style="width: 50%;"><div style="width: 50%;"></div></div>
Write-In Totals	0	0.00%	<div style="width: 0%;"><div style="width: 0%;"></div></div>
Total Votes Cast	80	100.00%	<div style="width: 100%;"><div style="width: 100%;"></div></div>
Overvotes	0		
Undervotes	6		

DEM Male Members of County Committee Waterford Township

Vote For 4

	TOTAL	VOTE %	
Howard Wilson	39	25.16%	<div style="width: 25.16%;"><div style="width: 25.16%;"></div></div>
Eric Romolini	37	23.87%	<div style="width: 23.87%;"><div style="width: 23.87%;"></div></div>
Richard T. Yeatman Sr.	40	25.81%	<div style="width: 25.81%;"><div style="width: 25.81%;"></div></div>
Michael J. Ward	39	25.16%	<div style="width: 25.16%;"><div style="width: 25.16%;"></div></div>
Write-In Totals	0	0.00%	<div style="width: 0%;"><div style="width: 0%;"></div></div>
Total Votes Cast	155	100.00%	<div style="width: 100%;"><div style="width: 100%;"></div></div>
Overvotes	0		
Undervotes	17		

DEM Female Members of County Committee Waterford Township

Vote For 4

	TOTAL	VOTE %	
Linda Wilson	39	24.84%	<div style="width: 24.84%;"><div style="width: 24.84%;"></div></div>
Maryann Merlino	39	24.84%	<div style="width: 24.84%;"><div style="width: 24.84%;"></div></div>
Jennifer Treloar	38	24.20%	<div style="width: 24.20%;"><div style="width: 24.20%;"></div></div>
Rita M. Hanna	41	26.11%	<div style="width: 26.11%;"><div style="width: 26.11%;"></div></div>
Write-In Totals	0	0.00%	<div style="width: 0%;"><div style="width: 0%;"></div></div>
Total Votes Cast	157	100.00%	<div style="width: 100%;"><div style="width: 100%;"></div></div>
Overvotes	0		
Undervotes	15		

REP Member of State Senate 4th Legislative District

Vote For 1

	TOTAL	VOTE %	
Christopher W. DelBorrello	28	59.57%	<div style="width: 59.57%;"><div style="width: 59.57%;"></div></div>
Nick DeSilvio	19	40.43%	<div style="width: 40.43%;"><div style="width: 40.43%;"></div></div>
Write-In Totals	0	0.00%	<div style="width: 0%;"><div style="width: 0%;"></div></div>
Total Votes Cast	47	100.00%	<div style="width: 100%;"><div style="width: 100%;"></div></div>
Overvotes	0		
Undervotes	0		

Waterford District 8

REP Members of the General Assembly 4th Legislative District

Vote For 2

	TOTAL	VOTE %	
Matthew P. Walker	31	32.98%	<div style="width: 32.98%; background-color: #f1c40f;"></div>
Amanda Esposito	29	30.85%	<div style="width: 30.85%; background-color: #f1c40f;"></div>
Denise Gonzalez	14	14.89%	<div style="width: 14.89%; background-color: #f1c40f;"></div>
Michael Clark	17	18.09%	<div style="width: 18.09%; background-color: #f1c40f;"></div>
John M. Keating	3	3.19%	<div style="width: 3.19%; background-color: #f1c40f;"></div>
Write-In Totals	0	0.00%	
Total Votes Cast	94	100.00%	<div style="width: 100%; background-color: #f1c40f;"></div>
Overvotes	0		
Undervotes	0		

REP Members of the Board of County Commissioners

Vote For 2

	TOTAL	VOTE %	
Jason Fanning	43	50.00%	<div style="width: 50.00%; background-color: #f1c40f;"></div>
Norman C. Rebel Jr.	43	50.00%	<div style="width: 50.00%; background-color: #f1c40f;"></div>
Write-In Totals	0	0.00%	
Total Votes Cast	86	100.00%	<div style="width: 100%; background-color: #f1c40f;"></div>
Overvotes	0		
Undervotes	8		

REP Members of Township Committee Waterford Township

Vote For 2

	TOTAL	VOTE %	
Thomas Giangliullo Jr.	42	49.41%	<div style="width: 49.41%; background-color: #f1c40f;"></div>
Robert F. Doney	43	50.59%	<div style="width: 50.59%; background-color: #f1c40f;"></div>
Write-In Totals	0	0.00%	
Total Votes Cast	85	100.00%	<div style="width: 100%; background-color: #f1c40f;"></div>
Overvotes	0		
Undervotes	9		

Winslow Ward 1 District 1

Statistics	TOTAL
Registered Voters - Total	1,211
Registered Voters - NONPARTISAN	423
Registered Voters - DEMOCRAT	389
Registered Voters - REPUBLICAN	399
Ballots Cast - Total	254
Ballots Cast - NONPARTISAN	0
Ballots Cast - DEMOCRAT	108
Ballots Cast - REPUBLICAN	146
Ballots Cast - Blank	0
Voter Turnout - Total	20.97%
Voter Turnout - NONPARTISAN	0.00%
Voter Turnout - DEMOCRAT	27.76%
Voter Turnout - REPUBLICAN	36.59%

DEM Member of State Senate 4th Legislative District Vote For 1

	TOTAL	VOTE %	
Paul D. Moriarty	98	100.00%	<div style="width: 100%; height: 10px; background-color: #ffc107;"></div>
Write-In Totals	0	0.00%	<div style="width: 0%; height: 10px; background-color: #6c757d;"></div>
Total Votes Cast	98	100.00%	<div style="width: 100%; height: 10px; background-color: #ffc107;"></div>
Overvotes	0		
Undervotes	10		

DEM Members of the General Assembly 4th Legislative District Vote For 2

	TOTAL	VOTE %	
Dan Hutchison	93	51.96%	<div style="width: 51.96%; height: 10px; background-color: #ffc107;"></div>
Cody D. Miller	86	48.04%	<div style="width: 48.04%; height: 10px; background-color: #ffc107;"></div>
Write-In Totals	0	0.00%	<div style="width: 0%; height: 10px; background-color: #6c757d;"></div>
Total Votes Cast	179	100.00%	<div style="width: 100%; height: 10px; background-color: #ffc107;"></div>
Overvotes	0		
Undervotes	37		

DEM Members of the Board of County Commissioners Vote For 2

	TOTAL	VOTE %	
Kate Delany	44	23.66%	<div style="width: 23.66%; height: 10px; background-color: #ffc107;"></div>
Samuel E. Sweet	27	14.52%	<div style="width: 14.52%; height: 10px; background-color: #ffc107;"></div>
Louis Cappelli Jr.	60	32.26%	<div style="width: 32.26%; height: 10px; background-color: #ffc107;"></div>
Jonathan L. Young Sr.	55	29.57%	<div style="width: 29.57%; height: 10px; background-color: #ffc107;"></div>
Write-In Totals	0	0.00%	<div style="width: 0%; height: 10px; background-color: #6c757d;"></div>
Total Votes Cast	186	100.00%	<div style="width: 100%; height: 10px; background-color: #ffc107;"></div>
Overvotes	18		
Undervotes	12		

Winslow Ward 1 District 1

DEM Mayor Winslow Township

Vote For 1

	TOTAL	VOTE %	
Marie D. Lawrence	92	100.00%	<div style="width: 100%; height: 10px; background-color: #f0e68c;"></div>
Write-In Totals	0	0.00%	<div style="width: 0%; height: 10px; background-color: #d3d3d3;"></div>
Total Votes Cast	92	100.00%	<div style="width: 100%; height: 10px; background-color: #f0e68c;"></div>
Overvotes	0		
Undervotes	16		

DEM Member of Township Committee Winslow Township - Ward 1

Vote For 1

	TOTAL	VOTE %	
Robert Stimelski	97	100.00%	<div style="width: 100%; height: 10px; background-color: #f0e68c;"></div>
Write-In Totals	0	0.00%	<div style="width: 0%; height: 10px; background-color: #d3d3d3;"></div>
Total Votes Cast	97	100.00%	<div style="width: 100%; height: 10px; background-color: #f0e68c;"></div>
Overvotes	0		
Undervotes	11		

DEM Members of County Committee Winslow Township - Ward 1

Vote For 1

	TOTAL	VOTE %	
Cam Co Dem Comm Inc	90	100.00%	<div style="width: 100%; height: 10px; background-color: #f0e68c;"></div>
Total Votes Cast	90	100.00%	<div style="width: 100%; height: 10px; background-color: #f0e68c;"></div>
Overvotes	0		
Undervotes	18		

REP Member of State Senate 4th Legislative District

Vote For 1

	TOTAL	VOTE %	
Christopher W. DelBorrello	84	61.76%	<div style="width: 61.76%; height: 10px; background-color: #f0e68c;"></div>
Nick DeSilvio	52	38.24%	<div style="width: 38.24%; height: 10px; background-color: #f0e68c;"></div>
Write-In Totals	0	0.00%	<div style="width: 0%; height: 10px; background-color: #d3d3d3;"></div>
Total Votes Cast	136	100.00%	<div style="width: 100%; height: 10px; background-color: #f0e68c;"></div>
Overvotes	2		
Undervotes	8		

REP Members of the General Assembly 4th Legislative District

Vote For 2

	TOTAL	VOTE %	
Matthew P. Walker	73	26.55%	<div style="width: 26.55%; height: 10px; background-color: #f0e68c;"></div>
Amanda Esposito	83	30.18%	<div style="width: 30.18%; height: 10px; background-color: #f0e68c;"></div>
Denise Gonzalez	52	18.91%	<div style="width: 18.91%; height: 10px; background-color: #f0e68c;"></div>
Michael Clark	51	18.55%	<div style="width: 18.55%; height: 10px; background-color: #f0e68c;"></div>
John M. Keating	16	5.82%	<div style="width: 5.82%; height: 10px; background-color: #f0e68c;"></div>
Write-In Totals	0	0.00%	<div style="width: 0%; height: 10px; background-color: #d3d3d3;"></div>
Total Votes Cast	275	100.00%	<div style="width: 100%; height: 10px; background-color: #f0e68c;"></div>
Overvotes	10		
Undervotes	7		

Winslow Ward 1 District 1

REP Members of the Board of County Commissioners

Vote For 2

	TOTAL	VOTE %	
Jason Fanning	121	51.27%	<div style="width: 51.27%; background-color: #f0e68c;"></div>
Norman C. Rebel Jr.	115	48.73%	<div style="width: 48.73%; background-color: #f0e68c;"></div>
Write-In Totals	0	0.00%	<div style="width: 0%; background-color: #f0e68c;"></div>
Total Votes Cast	236	100.00%	<div style="width: 100%; background-color: #f0e68c;"></div>
Overvotes	0		
Undervotes	56		

REP Mayor Winslow Township

Vote For 1

	TOTAL	VOTE %	
Brandon Glikas	133	100.00%	<div style="width: 100%; background-color: #f0e68c;"></div>
Write-In Totals	0	0.00%	<div style="width: 0%; background-color: #f0e68c;"></div>
Total Votes Cast	133	100.00%	<div style="width: 100%; background-color: #f0e68c;"></div>
Overvotes	0		
Undervotes	13		

REP Member of Township Committee Winslow Township - Ward 1




Vote For 1

	TOTAL	VOTE %	
Vincent Borrelli Jr.	126	90.65%	<div style="width: 90.65%; background-color: #f0e68c;"></div>
Charles Leps	13	9.35%	<div style="width: 9.35%; background-color: #f0e68c;"></div>
Write-In Totals	0	0.00%	<div style="width: 0%; background-color: #f0e68c;"></div>
Total Votes Cast	139	100.00%	<div style="width: 100%; background-color: #f0e68c;"></div>
Overvotes	0		
Undervotes	7		





Winslow Ward 1 District 2

Statistics	TOTAL
Registered Voters - Total	1,375
Registered Voters - NONPARTISAN	540
Registered Voters - DEMOCRAT	409
Registered Voters - REPUBLICAN	426
Ballots Cast - Total	185
Ballots Cast - NONPARTISAN	0
Ballots Cast - DEMOCRAT	74
Ballots Cast - REPUBLICAN	111
Ballots Cast - Blank	0
Voter Turnout - Total	13.45%
Voter Turnout - NONPARTISAN	0.00%
Voter Turnout - DEMOCRAT	18.09%
Voter Turnout - REPUBLICAN	26.06%







DEM Member of State Senate 4th Legislative District Vote For 1

	TOTAL	VOTE %	
Paul D. Moriarty	64	100.00%	
Write-In Totals	0	0.00%	
Total Votes Cast	64	100.00%	
Overvotes	0		
Undervotes	10		

DEM Members of the General Assembly 4th Legislative District Vote For 2

	TOTAL	VOTE %	
Dan Hutchison	58	50.00%	
Cody D. Miller	58	50.00%	
Write-In Totals	0	0.00%	
Total Votes Cast	116	100.00%	
Overvotes	0		
Undervotes	32		

DEM Members of the Board of County Commissioners Vote For 2

	TOTAL	VOTE %	
Kate Delany	22	17.74%	
Samuel E. Sweet	15	12.10%	
Louis Cappelli Jr.	43	34.68%	
Jonathan L. Young Sr.	43	34.68%	
Write-In Totals	1	0.81%	
Total Votes Cast	124	100.00%	
Overvotes	4		
Undervotes	20		

Winslow Ward 1 District 2

DEM Mayor Winslow Township

Vote For 1

	TOTAL	VOTE %	
Marie D. Lawrence	60	96.77%	<div style="width: 96.77%;"><div style="width: 96.77%;"></div></div>
Write-In Totals	2	3.23%	<div style="width: 3.23%;"><div style="width: 3.23%;"></div></div>
Total Votes Cast	62	100.00%	<div style="width: 100.00%;"><div style="width: 100.00%;"></div></div>
Overvotes	0		
Undervotes	12		

DEM Member of Township Committee Winslow Township - Ward 1

Vote For 1

	TOTAL	VOTE %	
Robert Stimelski	61	98.39%	<div style="width: 98.39%;"><div style="width: 98.39%;"></div></div>
Write-In Totals	1	1.61%	<div style="width: 1.61%;"><div style="width: 1.61%;"></div></div>
Total Votes Cast	62	100.00%	<div style="width: 100.00%;"><div style="width: 100.00%;"></div></div>
Overvotes	0		
Undervotes	12		

DEM Members of County Committee Winslow Township - Ward 1

Vote For 1

	TOTAL	VOTE %	
Cam Co Dem Comm Inc	61	100.00%	<div style="width: 100.00%;"><div style="width: 100.00%;"></div></div>
Total Votes Cast	61	100.00%	<div style="width: 100.00%;"><div style="width: 100.00%;"></div></div>
Overvotes	0		
Undervotes	13		

REP Member of State Senate 4th Legislative District

Vote For 1

	TOTAL	VOTE %	
Christopher W. DelBorrello	70	68.63%	<div style="width: 68.63%;"><div style="width: 68.63%;"></div></div>
Nick DeSilvio	32	31.37%	<div style="width: 31.37%;"><div style="width: 31.37%;"></div></div>
Write-In Totals	0	0.00%	<div style="width: 0.00%;"><div style="width: 0.00%;"></div></div>
Total Votes Cast	102	100.00%	<div style="width: 100.00%;"><div style="width: 100.00%;"></div></div>
Overvotes	5		
Undervotes	4		

REP Members of the General Assembly 4th Legislative District





Vote For 2

	TOTAL	VOTE %	
Matthew P. Walker	73	35.61%	<div style="width: 35.61%;"><div style="width: 35.61%;"></div></div>
Amanda Esposito	70	34.15%	<div style="width: 34.15%;"><div style="width: 34.15%;"></div></div>
Denise Gonzalez	23	11.22%	<div style="width: 11.22%;"><div style="width: 11.22%;"></div></div>
Michael Clark	31	15.12%	<div style="width: 15.12%;"><div style="width: 15.12%;"></div></div>
John M. Keating	8	3.90%	<div style="width: 3.90%;"><div style="width: 3.90%;"></div></div>
Write-In Totals	0	0.00%	<div style="width: 0.00%;"><div style="width: 0.00%;"></div></div>
Total Votes Cast	205	100.00%	<div style="width: 100.00%;"><div style="width: 100.00%;"></div></div>
Overvotes	6		
Undervotes	11		

Winslow Ward 1 District 2




REP Members of the Board of County Commissioners

Vote For 2

	TOTAL	VOTE %	
Jason Fanning	102	50.00%	
Norman C. Rebel Jr.	102	50.00%	
Write-In Totals	0	0.00%	
Total Votes Cast	204	100.00%	
Overvotes	0		
Undervotes	18		





REP Mayor Winslow Township

Vote For 1

	TOTAL	VOTE %	
Brandon Glikas	108	100.00%	
Write-In Totals	0	0.00%	
Total Votes Cast	108	100.00%	
Overvotes	0		
Undervotes	3		

REP Member of Township Committee Winslow Township - Ward 1




Vote For 1

	TOTAL	VOTE %	
Vincent Borrelli Jr.	97	89.81%	
Charles Leps	11	10.19%	
Write-In Totals	0	0.00%	
Total Votes Cast	108	100.00%	
Overvotes	0		
Undervotes	3		





Winslow Ward 1 District 3

Statistics	TOTAL
Registered Voters - Total	876
Registered Voters - NONPARTISAN	349
Registered Voters - DEMOCRAT	291
Registered Voters - REPUBLICAN	236
Ballots Cast - Total	119
Ballots Cast - NONPARTISAN	0
Ballots Cast - DEMOCRAT	61
Ballots Cast - REPUBLICAN	58
Ballots Cast - Blank	0
Voter Turnout - Total	13.58%
Voter Turnout - NONPARTISAN	0.00%
Voter Turnout - DEMOCRAT	20.96%
Voter Turnout - REPUBLICAN	24.58%







DEM Member of State Senate 4th Legislative District Vote For 1

	TOTAL	VOTE %	
Paul D. Moriarty	52	100.00%	
Write-In Totals	0	0.00%	
Total Votes Cast	52	100.00%	
Overvotes	0		
Undervotes	9		

DEM Members of the General Assembly 4th Legislative District Vote For 2

	TOTAL	VOTE %	
Dan Hutchison	49	50.52%	
Cody D. Miller	48	49.48%	
Write-In Totals	0	0.00%	
Total Votes Cast	97	100.00%	
Overvotes	0		
Undervotes	25		

DEM Members of the Board of County Commissioners Vote For 2

	TOTAL	VOTE %	
Kate Delany	17	15.60%	
Samuel E. Sweet	17	15.60%	
Louis Cappelli Jr.	38	34.86%	
Jonathan L. Young Sr.	37	33.94%	
Write-In Totals	0	0.00%	
Total Votes Cast	109	100.00%	
Overvotes	0		
Undervotes	13		

Winslow Ward 1 District 3

DEM Mayor Winslow Township

Vote For 1

	TOTAL	VOTE %	
Marie D. Lawrence	49	98.00%	<div style="width: 98%; background-color: #f1c40f;"></div>
Write-In Totals	1	2.00%	<div style="width: 2%; background-color: #95a5a6;"></div>
Total Votes Cast	50	100.00%	<div style="width: 100%; background-color: #f1c40f;"></div>
Overvotes	0		
Undervotes	11		

DEM Member of Township Committee Winslow Township - Ward 1

Vote For 1

	TOTAL	VOTE %	
Robert Stimelski	56	100.00%	<div style="width: 100%; background-color: #f1c40f;"></div>
Write-In Totals	0	0.00%	<div style="width: 0%; background-color: #95a5a6;"></div>
Total Votes Cast	56	100.00%	<div style="width: 100%; background-color: #f1c40f;"></div>
Overvotes	0		
Undervotes	5		

DEM Members of County Committee Winslow Township - Ward 1

Vote For 1

	TOTAL	VOTE %	
Cam Co Dem Comm Inc	55	100.00%	<div style="width: 100%; background-color: #f1c40f;"></div>
Total Votes Cast	55	100.00%	<div style="width: 100%; background-color: #f1c40f;"></div>
Overvotes	0		
Undervotes	6		

REP Member of State Senate 4th Legislative District

Vote For 1

	TOTAL	VOTE %	
Christopher W. DelBorrello	29	54.72%	<div style="width: 54.72%; background-color: #f1c40f;"></div>
Nick DeSilvio	24	45.28%	<div style="width: 45.28%; background-color: #95a5a6;"></div>
Write-In Totals	0	0.00%	<div style="width: 0%; background-color: #95a5a6;"></div>
Total Votes Cast	53	100.00%	<div style="width: 100%; background-color: #f1c40f;"></div>
Overvotes	1		
Undervotes	4		

REP Members of the General Assembly 4th Legislative District

Vote For 2

	TOTAL	VOTE %	
Matthew P. Walker	26	25.74%	<div style="width: 25.74%; background-color: #f1c40f;"></div>
Amanda Esposito	29	28.71%	<div style="width: 28.71%; background-color: #95a5a6;"></div>
Denise Gonzalez	15	14.85%	<div style="width: 14.85%; background-color: #f1c40f;"></div>
Michael Clark	19	18.81%	<div style="width: 18.81%; background-color: #95a5a6;"></div>
John M. Keating	12	11.88%	<div style="width: 11.88%; background-color: #f1c40f;"></div>
Write-In Totals	0	0.00%	<div style="width: 0%; background-color: #95a5a6;"></div>
Total Votes Cast	101	100.00%	<div style="width: 100%; background-color: #f1c40f;"></div>
Overvotes	6		
Undervotes	9		

Winslow Ward 1 District 3

REP Members of the Board of County Commissioners

Vote For 2

	TOTAL	VOTE %	
Jason Fanning	50	52.08%	
Norman C. Rebel Jr.	45	46.88%	
Write-In Totals	1	1.04%	
Total Votes Cast	96	100.00%	
Overvotes	0		
Undervotes	20		

REP Mayor Winslow Township

Vote For 1

	TOTAL	VOTE %	
Brandon Glikas	53	96.36%	
Write-In Totals	2	3.64%	
Total Votes Cast	55	100.00%	
Overvotes	0		
Undervotes	3		

REP Member of Township Committee Winslow Township - Ward 1




Vote For 1

	TOTAL	VOTE %	
Vincent Borrelli Jr.	45	81.82%	
Charles Leps	9	16.36%	
Write-In Totals	1	1.82%	
Total Votes Cast	55	100.00%	
Overvotes	2		
Undervotes	1		





Winslow Ward 1 District 4

Statistics	TOTAL
Registered Voters - Total	1,543
Registered Voters - NONPARTISAN	545
Registered Voters - DEMOCRAT	614
Registered Voters - REPUBLICAN	384
Ballots Cast - Total	251
Ballots Cast - NONPARTISAN	0
Ballots Cast - DEMOCRAT	140
Ballots Cast - REPUBLICAN	111
Ballots Cast - Blank	1
Voter Turnout - Total	16.27%
Voter Turnout - NONPARTISAN	0.00%
Voter Turnout - DEMOCRAT	22.80%
Voter Turnout - REPUBLICAN	28.91%







DEM Member of State Senate 4th Legislative District Vote For 1

	TOTAL	VOTE %	
Paul D. Moriarty	129	100.00%	
Write-In Totals	0	0.00%	
Total Votes Cast	129	100.00%	
Overvotes	0		
Undervotes	11		

DEM Members of the General Assembly 4th Legislative District Vote For 2

	TOTAL	VOTE %	
Dan Hutchison	123	50.20%	
Cody D. Miller	122	49.80%	
Write-In Totals	0	0.00%	
Total Votes Cast	245	100.00%	
Overvotes	0		
Undervotes	35		

DEM Members of the Board of County Commissioners Vote For 2

	TOTAL	VOTE %	
Kate Delany	43	18.30%	
Samuel E. Sweet	32	13.62%	
Louis Cappelli Jr.	83	35.32%	
Jonathan L. Young Sr.	77	32.77%	
Write-In Totals	0	0.00%	
Total Votes Cast	235	100.00%	
Overvotes	16		
Undervotes	29		

Winslow Ward 1 District 4

DEM Mayor Winslow Township

Vote For 1

	TOTAL	VOTE %	
Marie D. Lawrence	128	99.22%	<div style="width: 99.22%; background-color: #f1c40f;"></div>
Write-In Totals	1	0.78%	<div style="width: 0.78%; background-color: #95a5a6;"></div>
Total Votes Cast	129	100.00%	<div style="width: 100%; background-color: #f1c40f;"></div>
Overvotes	0		
Undervotes	11		

DEM Member of Township Committee Winslow Township - Ward 1

Vote For 1

	TOTAL	VOTE %	
Robert Stimelski	124	99.20%	<div style="width: 99.20%; background-color: #f1c40f;"></div>
Write-In Totals	1	0.80%	<div style="width: 0.80%; background-color: #95a5a6;"></div>
Total Votes Cast	125	100.00%	<div style="width: 100%; background-color: #f1c40f;"></div>
Overvotes	0		
Undervotes	15		

DEM Members of County Committee Winslow Township - Ward 1

Vote For 1

	TOTAL	VOTE %	
Cam Co Dem Comm Inc	124	100.00%	<div style="width: 100%; background-color: #f1c40f;"></div>
Total Votes Cast	124	100.00%	<div style="width: 100%; background-color: #f1c40f;"></div>
Overvotes	0		
Undervotes	16		

REP Member of State Senate 4th Legislative District

Vote For 1

	TOTAL	VOTE %	
Christopher W. DelBorrello	62	59.05%	<div style="width: 59.05%; background-color: #f1c40f;"></div>
Nick DeSilvio	43	40.95%	<div style="width: 40.95%; background-color: #f1c40f;"></div>
Write-In Totals	0	0.00%	<div style="width: 0.00%; background-color: #95a5a6;"></div>
Total Votes Cast	105	100.00%	<div style="width: 100%; background-color: #f1c40f;"></div>
Overvotes	1		
Undervotes	5		

REP Members of the General Assembly 4th Legislative District





Vote For 2

	TOTAL	VOTE %	
Matthew P. Walker	63	30.43%	<div style="width: 30.43%; background-color: #f1c40f;"></div>
Amanda Esposito	60	28.99%	<div style="width: 28.99%; background-color: #f1c40f;"></div>
Denise Gonzalez	34	16.43%	<div style="width: 16.43%; background-color: #f1c40f;"></div>
Michael Clark	40	19.32%	<div style="width: 19.32%; background-color: #f1c40f;"></div>
John M. Keating	10	4.83%	<div style="width: 4.83%; background-color: #f1c40f;"></div>
Write-In Totals	0	0.00%	<div style="width: 0.00%; background-color: #95a5a6;"></div>
Total Votes Cast	207	100.00%	<div style="width: 100%; background-color: #f1c40f;"></div>
Overvotes	4		
Undervotes	11		

Winslow Ward 1 District 4




REP Members of the Board of County Commissioners

Vote For 2

	TOTAL	VOTE %	
Jason Fanning	90	50.00%	
Norman C. Rebel Jr.	90	50.00%	
Write-In Totals	0	0.00%	
Total Votes Cast	180	100.00%	
Overvotes	0		
Undervotes	42		





REP Mayor Winslow Township

Vote For 1

	TOTAL	VOTE %	
Brandon Glikas	99	100.00%	
Write-In Totals	0	0.00%	
Total Votes Cast	99	100.00%	
Overvotes	0		
Undervotes	12		

REP Member of Township Committee Winslow Township - Ward 1

Vote For 1

	TOTAL	VOTE %	
Vincent Borrelli Jr.	83	81.37%	
Charles Leps	19	18.63%	
Write-In Totals	0	0.00%	
Total Votes Cast	102	100.00%	
Overvotes	1		
Undervotes	8		

Winslow Ward 1 District 5

Statistics	TOTAL
Registered Voters - Total	1,428
Registered Voters - NONPARTISAN	506
Registered Voters - DEMOCRAT	520
Registered Voters - REPUBLICAN	402
Ballots Cast - Total	214
Ballots Cast - NONPARTISAN	0
Ballots Cast - DEMOCRAT	115
Ballots Cast - REPUBLICAN	99
Ballots Cast - Blank	1
Voter Turnout - Total	14.99%
Voter Turnout - NONPARTISAN	0.00%
Voter Turnout - DEMOCRAT	22.12%
Voter Turnout - REPUBLICAN	24.63%

DEM Member of State Senate 4th Legislative District Vote For 1

	TOTAL	VOTE %	
Paul D. Moriarty	106	100.00%	<div style="width: 100%; height: 10px; background-color: #ffc107;"></div>
Write-In Totals	0	0.00%	<div style="width: 0%; height: 10px; background-color: #6c757d;"></div>
Total Votes Cast	106	100.00%	<div style="width: 100%; height: 10px; background-color: #ffc107;"></div>
Overvotes	0		
Undervotes	9		

DEM Members of the General Assembly 4th Legislative District Vote For 2

	TOTAL	VOTE %	
Dan Hutchison	97	51.87%	<div style="width: 51.87%; height: 10px; background-color: #ffc107;"></div>
Cody D. Miller	90	48.13%	<div style="width: 48.13%; height: 10px; background-color: #ffc107;"></div>
Write-In Totals	0	0.00%	<div style="width: 0%; height: 10px; background-color: #6c757d;"></div>
Total Votes Cast	187	100.00%	<div style="width: 100%; height: 10px; background-color: #ffc107;"></div>
Overvotes	0		
Undervotes	43		

DEM Members of the Board of County Commissioners Vote For 2

	TOTAL	VOTE %	
Kate Delany	34	17.99%	<div style="width: 17.99%; height: 10px; background-color: #ffc107;"></div>
Samuel E. Sweet	16	8.47%	<div style="width: 8.47%; height: 10px; background-color: #ffc107;"></div>
Louis Cappelli Jr.	71	37.57%	<div style="width: 37.57%; height: 10px; background-color: #ffc107;"></div>
Jonathan L. Young Sr.	68	35.98%	<div style="width: 35.98%; height: 10px; background-color: #ffc107;"></div>
Write-In Totals	0	0.00%	<div style="width: 0%; height: 10px; background-color: #6c757d;"></div>
Total Votes Cast	189	100.00%	<div style="width: 100%; height: 10px; background-color: #ffc107;"></div>
Overvotes	14		
Undervotes	27		

Winslow Ward 1 District 5

DEM Mayor Winslow Township

Vote For 1

	TOTAL	VOTE %	
Marie D. Lawrence	96	100.00%	<div style="width: 100%; height: 10px; background-color: #ffc107;"></div>
Write-In Totals	0	0.00%	<div style="width: 0%; height: 10px; background-color: #6c757d;"></div>
Total Votes Cast	96	100.00%	<div style="width: 100%; height: 10px; background-color: #ffc107;"></div>
Overvotes	0		
Undervotes	19		

DEM Member of Township Committee Winslow Township - Ward 1

Vote For 1

	TOTAL	VOTE %	
Robert Stimelski	102	100.00%	<div style="width: 100%; height: 10px; background-color: #ffc107;"></div>
Write-In Totals	0	0.00%	<div style="width: 0%; height: 10px; background-color: #6c757d;"></div>
Total Votes Cast	102	100.00%	<div style="width: 100%; height: 10px; background-color: #ffc107;"></div>
Overvotes	0		
Undervotes	13		

DEM Members of County Committee Winslow Township - Ward 1

Vote For 1

	TOTAL	VOTE %	
Cam Co Dem Comm Inc	101	100.00%	<div style="width: 100%; height: 10px; background-color: #ffc107;"></div>
Total Votes Cast	101	100.00%	<div style="width: 100%; height: 10px; background-color: #ffc107;"></div>
Overvotes	0		
Undervotes	14		

REP Member of State Senate 4th Legislative District

Vote For 1

	TOTAL	VOTE %	
Christopher W. DelBorrello	60	63.83%	<div style="width: 63.83%; height: 10px; background-color: #ffc107;"></div>
Nick DeSilvio	34	36.17%	<div style="width: 36.17%; height: 10px; background-color: #ffc107;"></div>
Write-In Totals	0	0.00%	<div style="width: 0%; height: 10px; background-color: #6c757d;"></div>
Total Votes Cast	94	100.00%	<div style="width: 100%; height: 10px; background-color: #ffc107;"></div>
Overvotes	3		
Undervotes	2		

REP Members of the General Assembly 4th Legislative District

Vote For 2

	TOTAL	VOTE %	
Matthew P. Walker	57	31.15%	<div style="width: 31.15%; height: 10px; background-color: #ffc107;"></div>
Amanda Esposito	59	32.24%	<div style="width: 32.24%; height: 10px; background-color: #ffc107;"></div>
Denise Gonzalez	32	17.49%	<div style="width: 17.49%; height: 10px; background-color: #ffc107;"></div>
Michael Clark	29	15.85%	<div style="width: 15.85%; height: 10px; background-color: #ffc107;"></div>
John M. Keating	6	3.28%	<div style="width: 3.28%; height: 10px; background-color: #ffc107;"></div>
Write-In Totals	0	0.00%	<div style="width: 0%; height: 10px; background-color: #6c757d;"></div>
Total Votes Cast	183	100.00%	<div style="width: 100%; height: 10px; background-color: #ffc107;"></div>
Overvotes	14		
Undervotes	1		

Winslow Ward 1 District 5

REP Members of the Board of County Commissioners

Vote For 2

	TOTAL	VOTE %	
Jason Fanning	81	49.69%	<div style="width: 49.69%; background-color: #f0e68c;"></div>
Norman C. Rebel Jr.	81	49.69%	<div style="width: 49.69%; background-color: #f0e68c;"></div>
Write-In Totals	1	0.61%	<div style="width: 0.61%; background-color: #f0e68c;"></div>
Total Votes Cast	163	100.00%	<div style="width: 100%; background-color: #f0e68c;"></div>
Overvotes	0		
Undervotes	35		

REP Mayor Winslow Township

Vote For 1

	TOTAL	VOTE %	
Brandon Glikas	87	100.00%	<div style="width: 100%; background-color: #f0e68c;"></div>
Write-In Totals	0	0.00%	<div style="width: 0.00%; background-color: #f0e68c;"></div>
Total Votes Cast	87	100.00%	<div style="width: 100%; background-color: #f0e68c;"></div>
Overvotes	0		
Undervotes	12		

REP Member of Township Committee Winslow Township - Ward 1




Vote For 1

	TOTAL	VOTE %	
Vincent Borrelli Jr.	76	90.48%	<div style="width: 90.48%; background-color: #f0e68c;"></div>
Charles Leps	8	9.52%	<div style="width: 9.52%; background-color: #f0e68c;"></div>
Write-In Totals	0	0.00%	<div style="width: 0.00%; background-color: #f0e68c;"></div>
Total Votes Cast	84	100.00%	<div style="width: 100%; background-color: #f0e68c;"></div>
Overvotes	5		
Undervotes	10		





Winslow Ward 1 District 6

Statistics	TOTAL
Registered Voters - Total	992
Registered Voters - NONPARTISAN	313
Registered Voters - DEMOCRAT	463
Registered Voters - REPUBLICAN	216
Ballots Cast - Total	163
Ballots Cast - NONPARTISAN	0
Ballots Cast - DEMOCRAT	105
Ballots Cast - REPUBLICAN	58
Ballots Cast - Blank	0
Voter Turnout - Total	16.43%
Voter Turnout - NONPARTISAN	0.00%
Voter Turnout - DEMOCRAT	22.68%
Voter Turnout - REPUBLICAN	26.85%







DEM Member of State Senate 4th Legislative District Vote For 1

	TOTAL	VOTE %	
Paul D. Moriarty	99	100.00%	
Write-In Totals	0	0.00%	
Total Votes Cast	99	100.00%	
Overvotes	0		
Undervotes	6		

DEM Members of the General Assembly 4th Legislative District Vote For 2

	TOTAL	VOTE %	
Dan Hutchison	91	51.41%	
Cody D. Miller	86	48.59%	
Write-In Totals	0	0.00%	
Total Votes Cast	177	100.00%	
Overvotes	0		
Undervotes	33		

DEM Members of the Board of County Commissioners Vote For 2

	TOTAL	VOTE %	
Kate Delany	32	18.29%	
Samuel E. Sweet	23	13.14%	
Louis Cappelli Jr.	60	34.29%	
Jonathan L. Young Sr.	60	34.29%	
Write-In Totals	0	0.00%	
Total Votes Cast	175	100.00%	
Overvotes	20		
Undervotes	15		

Winslow Ward 1 District 6

DEM Mayor Winslow Township

Vote For 1

	TOTAL	VOTE %	
Marie D. Lawrence	98	100.00%	<div style="width: 100%; height: 10px; background-color: #ffc107;"></div>
Write-In Totals	0	0.00%	<div style="width: 0%; height: 10px; background-color: #6c757d;"></div>
Total Votes Cast	98	100.00%	<div style="width: 100%; height: 10px; background-color: #ffc107;"></div>
Overvotes	0		
Undervotes	7		

DEM Member of Township Committee Winslow Township - Ward 1

Vote For 1

	TOTAL	VOTE %	
Robert Stimelski	99	100.00%	<div style="width: 100%; height: 10px; background-color: #ffc107;"></div>
Write-In Totals	0	0.00%	<div style="width: 0%; height: 10px; background-color: #6c757d;"></div>
Total Votes Cast	99	100.00%	<div style="width: 100%; height: 10px; background-color: #ffc107;"></div>
Overvotes	0		
Undervotes	6		

DEM Members of County Committee Winslow Township - Ward 1

Vote For 1

	TOTAL	VOTE %	
Cam Co Dem Comm Inc	99	100.00%	<div style="width: 100%; height: 10px; background-color: #ffc107;"></div>
Total Votes Cast	99	100.00%	<div style="width: 100%; height: 10px; background-color: #ffc107;"></div>
Overvotes	0		
Undervotes	6		

REP Member of State Senate 4th Legislative District

Vote For 1

	TOTAL	VOTE %	
Christopher W. DelBorrello	19	32.76%	<div style="width: 32.76%; height: 10px; background-color: #ffc107;"></div>
Nick DeSilvio	39	67.24%	<div style="width: 67.24%; height: 10px; background-color: #ffc107;"></div>
Write-In Totals	0	0.00%	<div style="width: 0%; height: 10px; background-color: #6c757d;"></div>
Total Votes Cast	58	100.00%	<div style="width: 100%; height: 10px; background-color: #ffc107;"></div>
Overvotes	0		
Undervotes	0		

REP Members of the General Assembly 4th Legislative District





Vote For 2

	TOTAL	VOTE %	
Matthew P. Walker	17	15.32%	<div style="width: 15.32%; height: 10px; background-color: #ffc107;"></div>
Amanda Esposito	21	18.92%	<div style="width: 18.92%; height: 10px; background-color: #ffc107;"></div>
Denise Gonzalez	29	26.13%	<div style="width: 26.13%; height: 10px; background-color: #ffc107;"></div>
Michael Clark	35	31.53%	<div style="width: 31.53%; height: 10px; background-color: #ffc107;"></div>
John M. Keating	9	8.11%	<div style="width: 8.11%; height: 10px; background-color: #ffc107;"></div>
Write-In Totals	0	0.00%	<div style="width: 0%; height: 10px; background-color: #6c757d;"></div>
Total Votes Cast	111	100.00%	<div style="width: 100%; height: 10px; background-color: #ffc107;"></div>
Overvotes	2		
Undervotes	3		

Winslow Ward 1 District 6




REP Members of the Board of County Commissioners

Vote For 2

	TOTAL	VOTE %	
Jason Fanning	39	51.32%	
Norman C. Rebel Jr.	37	48.68%	
Write-In Totals	0	0.00%	
Total Votes Cast	76	100.00%	
Overvotes	0		
Undervotes	40		





REP Mayor Winslow Township

Vote For 1

	TOTAL	VOTE %	
Brandon Glikas	50	100.00%	
Write-In Totals	0	0.00%	
Total Votes Cast	50	100.00%	
Overvotes	0		
Undervotes	8		

REP Member of Township Committee Winslow Township - Ward 1




Vote For 1

	TOTAL	VOTE %	
Vincent Borrelli Jr.	42	87.50%	
Charles Leps	6	12.50%	
Write-In Totals	0	0.00%	
Total Votes Cast	48	100.00%	
Overvotes	0		
Undervotes	10		





Winslow Ward 2 District 1

Statistics	TOTAL
Registered Voters - Total	2,707
Registered Voters - NONPARTISAN	866
Registered Voters - DEMOCRAT	1,353
Registered Voters - REPUBLICAN	488
Ballots Cast - Total	373
Ballots Cast - NONPARTISAN	0
Ballots Cast - DEMOCRAT	255
Ballots Cast - REPUBLICAN	118
Ballots Cast - Blank	0
Voter Turnout - Total	13.78%
Voter Turnout - NONPARTISAN	0.00%
Voter Turnout - DEMOCRAT	18.85%
Voter Turnout - REPUBLICAN	24.18%







DEM Member of State Senate 4th Legislative District Vote For 1

	TOTAL	VOTE %	
Paul D. Moriarty	240	100.00%	
Write-In Totals	0	0.00%	
Total Votes Cast	240	100.00%	
Overvotes	0		
Undervotes	15		

DEM Members of the General Assembly 4th Legislative District Vote For 2

	TOTAL	VOTE %	
Dan Hutchison	227	50.44%	
Cody D. Miller	223	49.56%	
Write-In Totals	0	0.00%	
Total Votes Cast	450	100.00%	
Overvotes	0		
Undervotes	60		

DEM Members of the Board of County Commissioners Vote For 2

	TOTAL	VOTE %	
Kate Delany	59	13.32%	
Samuel E. Sweet	45	10.16%	
Louis Cappelli Jr.	174	39.28%	
Jonathan L. Young Sr.	165	37.25%	
Write-In Totals	0	0.00%	
Total Votes Cast	443	100.00%	
Overvotes	22		
Undervotes	45		

Winslow Ward 2 District 1

DEM Mayor Winslow Township

Vote For 1

	TOTAL	VOTE %	
Marie D. Lawrence	231	100.00%	<div style="width: 100%; height: 10px; background-color: #ffc107;"></div>
Write-In Totals	0	0.00%	<div style="width: 0%; height: 10px; background-color: #6c757d;"></div>
Total Votes Cast	231	100.00%	<div style="width: 100%; height: 10px; background-color: #ffc107;"></div>
Overvotes	0		
Undervotes	24		

DEM Member of Township Committee Winslow Township - Ward 2

Vote For 1

	TOTAL	VOTE %	
Evelyn Leverett	235	100.00%	<div style="width: 100%; height: 10px; background-color: #ffc107;"></div>
Write-In Totals	0	0.00%	<div style="width: 0%; height: 10px; background-color: #6c757d;"></div>
Total Votes Cast	235	100.00%	<div style="width: 100%; height: 10px; background-color: #ffc107;"></div>
Overvotes	0		
Undervotes	20		

DEM Members of County Committee Winslow Township - Ward 2

Vote For 1

	TOTAL	VOTE %	
Cam Co Dem Comm Inc	227	100.00%	<div style="width: 100%; height: 10px; background-color: #ffc107;"></div>
Total Votes Cast	227	100.00%	<div style="width: 100%; height: 10px; background-color: #ffc107;"></div>
Overvotes	0		
Undervotes	28		

REP Member of State Senate 4th Legislative District

Vote For 1

	TOTAL	VOTE %	
Christopher W. DeIborrello	60	53.57%	<div style="width: 53.57%; height: 10px; background-color: #ffc107;"></div>
Nick DeSilvio	52	46.43%	<div style="width: 46.43%; height: 10px; background-color: #ffc107;"></div>
Write-In Totals	0	0.00%	<div style="width: 0%; height: 10px; background-color: #6c757d;"></div>
Total Votes Cast	112	100.00%	<div style="width: 100%; height: 10px; background-color: #ffc107;"></div>
Overvotes	1		
Undervotes	5		

REP Members of the General Assembly 4th Legislative District

Vote For 2

	TOTAL	VOTE %	
Matthew P. Walker	50	22.62%	<div style="width: 22.62%; height: 10px; background-color: #ffc107;"></div>
Amanda Esposito	54	24.43%	<div style="width: 24.43%; height: 10px; background-color: #ffc107;"></div>
Denise Gonzalez	52	23.53%	<div style="width: 23.53%; height: 10px; background-color: #ffc107;"></div>
Michael Clark	53	23.98%	<div style="width: 23.98%; height: 10px; background-color: #ffc107;"></div>
John M. Keating	12	5.43%	<div style="width: 5.43%; height: 10px; background-color: #ffc107;"></div>
Write-In Totals	0	0.00%	<div style="width: 0%; height: 10px; background-color: #6c757d;"></div>
Total Votes Cast	221	100.00%	<div style="width: 100%; height: 10px; background-color: #ffc107;"></div>
Overvotes	6		
Undervotes	9		

Winslow Ward 2 District 1

REP Members of the Board of County Commissioners

Vote For 2

	TOTAL	VOTE %	
Jason Fanning	97	50.26%	<div style="width: 50.26%; background-color: #f1c40f;"></div>
Norman C. Rebel Jr.	96	49.74%	<div style="width: 49.74%; background-color: #f1c40f;"></div>
Write-In Totals	0	0.00%	<div style="width: 0%; background-color: #f1c40f;"></div>
Total Votes Cast	193	100.00%	<div style="width: 100%; background-color: #f1c40f;"></div>
Overvotes	0		
Undervotes	43		

REP Mayor Winslow Township

Vote For 1

	TOTAL	VOTE %	
Brandon Glikas	110	100.00%	<div style="width: 100%; background-color: #f1c40f;"></div>
Write-In Totals	0	0.00%	<div style="width: 0%; background-color: #f1c40f;"></div>
Total Votes Cast	110	100.00%	<div style="width: 100%; background-color: #f1c40f;"></div>
Overvotes	0		
Undervotes	8		

REP Member of Township Committee Winslow Township - Ward 2




Vote For 1

	TOTAL	VOTE %	
Giovanny Ortiz	107	100.00%	<div style="width: 100%; background-color: #f1c40f;"></div>
Write-In Totals	0	0.00%	<div style="width: 0%; background-color: #f1c40f;"></div>
Total Votes Cast	107	100.00%	<div style="width: 100%; background-color: #f1c40f;"></div>
Overvotes	0		
Undervotes	11		





Winslow Ward 2 District 2

Statistics	TOTAL
Registered Voters - Total	1,139
Registered Voters - NONPARTISAN	380
Registered Voters - DEMOCRAT	525
Registered Voters - REPUBLICAN	234
Ballots Cast - Total	162
Ballots Cast - NONPARTISAN	0
Ballots Cast - DEMOCRAT	97
Ballots Cast - REPUBLICAN	65
Ballots Cast - Blank	1
Voter Turnout - Total	14.22%
Voter Turnout - NONPARTISAN	0.00%
Voter Turnout - DEMOCRAT	18.48%
Voter Turnout - REPUBLICAN	27.78%







DEM Member of State Senate 4th Legislative District Vote For 1

	TOTAL	VOTE %	
Paul D. Moriarty	87	100.00%	
Write-In Totals	0	0.00%	
Total Votes Cast	87	100.00%	
Overvotes	0		
Undervotes	10		

DEM Members of the General Assembly 4th Legislative District Vote For 2

	TOTAL	VOTE %	
Dan Hutchison	83	50.92%	
Cody D. Miller	80	49.08%	
Write-In Totals	0	0.00%	
Total Votes Cast	163	100.00%	
Overvotes	0		
Undervotes	31		

DEM Members of the Board of County Commissioners Vote For 2

	TOTAL	VOTE %	
Kate Delany	31	17.82%	
Samuel E. Sweet	29	16.67%	
Louis Cappelli Jr.	63	36.21%	
Jonathan L. Young Sr.	51	29.31%	
Write-In Totals	0	0.00%	
Total Votes Cast	174	100.00%	
Overvotes	6		
Undervotes	14		

Winslow Ward 2 District 2

DEM Mayor Winslow Township

Vote For 1

	TOTAL	VOTE %	
Marie D. Lawrence	87	98.86%	<div style="width: 98.86%; background-color: #f0e68c;"></div>
Write-In Totals	1	1.14%	<div style="width: 1.14%; background-color: #d3d3d3;"></div>
Total Votes Cast	88	100.00%	<div style="width: 100%; background-color: #f0e68c;"></div>
Overvotes	0		
Undervotes	9		

DEM Member of Township Committee Winslow Township - Ward 2

Vote For 1

	TOTAL	VOTE %	
Evelyn Leverett	84	98.82%	<div style="width: 98.82%; background-color: #f0e68c;"></div>
Write-In Totals	1	1.18%	<div style="width: 1.18%; background-color: #d3d3d3;"></div>
Total Votes Cast	85	100.00%	<div style="width: 100%; background-color: #f0e68c;"></div>
Overvotes	0		
Undervotes	12		

DEM Members of County Committee Winslow Township - Ward 2

Vote For 1

	TOTAL	VOTE %	
Cam Co Dem Comm Inc	88	100.00%	<div style="width: 100%; background-color: #f0e68c;"></div>
Total Votes Cast	88	100.00%	<div style="width: 100%; background-color: #f0e68c;"></div>
Overvotes	0		
Undervotes	9		

REP Member of State Senate 4th Legislative District

Vote For 1

	TOTAL	VOTE %	
Christopher W. DeIborrello	34	53.12%	<div style="width: 53.12%; background-color: #f0e68c;"></div>
Nick DeSilvio	30	46.88%	<div style="width: 46.88%; background-color: #f0e68c;"></div>
Write-In Totals	0	0.00%	<div style="width: 0%; background-color: #d3d3d3;"></div>
Total Votes Cast	64	100.00%	<div style="width: 100%; background-color: #f0e68c;"></div>
Overvotes	0		
Undervotes	1		

REP Members of the General Assembly 4th Legislative District

Vote For 2

	TOTAL	VOTE %	
Matthew P. Walker	40	33.90%	<div style="width: 33.90%; background-color: #f0e68c;"></div>
Amanda Esposito	35	29.66%	<div style="width: 29.66%; background-color: #f0e68c;"></div>
Denise Gonzalez	17	14.41%	<div style="width: 14.41%; background-color: #f0e68c;"></div>
Michael Clark	20	16.95%	<div style="width: 16.95%; background-color: #f0e68c;"></div>
John M. Keating	6	5.08%	<div style="width: 5.08%; background-color: #f0e68c;"></div>
Write-In Totals	0	0.00%	<div style="width: 0%; background-color: #d3d3d3;"></div>
Total Votes Cast	118	100.00%	<div style="width: 100%; background-color: #f0e68c;"></div>
Overvotes	2		
Undervotes	10		

Winslow Ward 2 District 2

REP Members of the Board of County Commissioners

Vote For 2

	TOTAL	VOTE %	
Jason Fanning	57	51.82%	<div style="width: 51.82%;"><div style="width: 51.82%;"></div></div>
Norman C. Rebel Jr.	53	48.18%	<div style="width: 48.18%;"><div style="width: 48.18%;"></div></div>
Write-In Totals	0	0.00%	<div style="width: 0%;"><div style="width: 0%;"></div></div>
Total Votes Cast	110	100.00%	<div style="width: 100%;"><div style="width: 100%;"></div></div>
Overvotes	0		
Undervotes	20		

REP Mayor Winslow Township

Vote For 1

	TOTAL	VOTE %	
Brandon Glikas	62	100.00%	<div style="width: 100%;"><div style="width: 100%;"></div></div>
Write-In Totals	0	0.00%	<div style="width: 0%;"><div style="width: 0%;"></div></div>
Total Votes Cast	62	100.00%	<div style="width: 100%;"><div style="width: 100%;"></div></div>
Overvotes	0		
Undervotes	3		

REP Member of Township Committee Winslow Township - Ward 2

Vote For 1

	TOTAL	VOTE %	
Giovanny Ortiz	58	100.00%	<div style="width: 100%;"><div style="width: 100%;"></div></div>
Write-In Totals	0	0.00%	<div style="width: 0%;"><div style="width: 0%;"></div></div>
Total Votes Cast	58	100.00%	<div style="width: 100%;"><div style="width: 100%;"></div></div>
Overvotes	0		
Undervotes	7		

Winslow Ward 2 District 3

Statistics	TOTAL
Registered Voters - Total	1,872
Registered Voters - NONPARTISAN	614
Registered Voters - DEMOCRAT	842
Registered Voters - REPUBLICAN	416
Ballots Cast - Total	257
Ballots Cast - NONPARTISAN	0
Ballots Cast - DEMOCRAT	182
Ballots Cast - REPUBLICAN	75
Ballots Cast - Blank	0
Voter Turnout - Total	13.73%
Voter Turnout - NONPARTISAN	0.00%
Voter Turnout - DEMOCRAT	21.62%
Voter Turnout - REPUBLICAN	18.03%

DEM Member of State Senate 4th Legislative District Vote For 1

	TOTAL	VOTE %	
Paul D. Moriarty	171	100.00%	<div style="width: 100%; height: 10px; background-color: #ffc107;"></div>
Write-In Totals	0	0.00%	<div style="width: 0%; height: 10px; background-color: #6c757d;"></div>
Total Votes Cast	171	100.00%	<div style="width: 100%; height: 10px; background-color: #ffc107;"></div>
Overvotes	0		
Undervotes	11		

DEM Members of the General Assembly 4th Legislative District Vote For 2

	TOTAL	VOTE %	
Dan Hutchison	162	50.31%	<div style="width: 50.31%; height: 10px; background-color: #ffc107;"></div>
Cody D. Miller	158	49.07%	<div style="width: 49.07%; height: 10px; background-color: #ffc107;"></div>
Write-In Totals	2	0.62%	<div style="width: 0.62%; height: 10px; background-color: #6c757d;"></div>
Total Votes Cast	322	100.00%	<div style="width: 100%; height: 10px; background-color: #ffc107;"></div>
Overvotes	0		
Undervotes	42		

DEM Members of the Board of County Commissioners Vote For 2

	TOTAL	VOTE %	
Kate Delany	57	17.81%	<div style="width: 17.81%; height: 10px; background-color: #ffc107;"></div>
Samuel E. Sweet	38	11.88%	<div style="width: 11.88%; height: 10px; background-color: #ffc107;"></div>
Louis Cappelli Jr.	119	37.19%	<div style="width: 37.19%; height: 10px; background-color: #ffc107;"></div>
Jonathan L. Young Sr.	106	33.12%	<div style="width: 33.12%; height: 10px; background-color: #ffc107;"></div>
Write-In Totals	0	0.00%	<div style="width: 0%; height: 10px; background-color: #6c757d;"></div>
Total Votes Cast	320	100.00%	<div style="width: 100%; height: 10px; background-color: #ffc107;"></div>
Overvotes	28		
Undervotes	16		

Winslow Ward 2 District 3

DEM Mayor Winslow Township

Vote For 1

	TOTAL	VOTE %	
Marie D. Lawrence	160	99.38%	<div style="width: 99.38%; background-color: #f1c40f;"></div>
Write-In Totals	1	0.62%	<div style="width: 0.62%; background-color: #95a5a6;"></div>
Total Votes Cast	161	100.00%	<div style="width: 100%; background-color: #f1c40f;"></div>
Overvotes	0		
Undervotes	21		

DEM Member of Township Committee Winslow Township - Ward 2

Vote For 1

	TOTAL	VOTE %	
Evelyn Leverett	170	99.42%	<div style="width: 99.42%; background-color: #f1c40f;"></div>
Write-In Totals	1	0.58%	<div style="width: 0.58%; background-color: #95a5a6;"></div>
Total Votes Cast	171	100.00%	<div style="width: 100%; background-color: #f1c40f;"></div>
Overvotes	0		
Undervotes	11		

DEM Members of County Committee Winslow Township - Ward 2

Vote For 1

	TOTAL	VOTE %	
Cam Co Dem Comm Inc	162	100.00%	<div style="width: 100%; background-color: #f1c40f;"></div>
Total Votes Cast	162	100.00%	<div style="width: 100%; background-color: #f1c40f;"></div>
Overvotes	0		
Undervotes	20		

REP Member of State Senate 4th Legislative District

Vote For 1

	TOTAL	VOTE %	
Christopher W. DelBorrello	36	52.17%	<div style="width: 52.17%; background-color: #f1c40f;"></div>
Nick DeSilvio	33	47.83%	<div style="width: 47.83%; background-color: #95a5a6;"></div>
Write-In Totals	0	0.00%	<div style="width: 0%; background-color: #95a5a6;"></div>
Total Votes Cast	69	100.00%	<div style="width: 100%; background-color: #f1c40f;"></div>
Overvotes	3		
Undervotes	3		

REP Members of the General Assembly 4th Legislative District

Vote For 2

	TOTAL	VOTE %	
Matthew P. Walker	37	28.24%	<div style="width: 28.24%; background-color: #f1c40f;"></div>
Amanda Esposito	27	20.61%	<div style="width: 20.61%; background-color: #95a5a6;"></div>
Denise Gonzalez	28	21.37%	<div style="width: 21.37%; background-color: #f1c40f;"></div>
Michael Clark	36	27.48%	<div style="width: 27.48%; background-color: #95a5a6;"></div>
John M. Keating	3	2.29%	<div style="width: 2.29%; background-color: #95a5a6;"></div>
Write-In Totals	0	0.00%	<div style="width: 0%; background-color: #95a5a6;"></div>
Total Votes Cast	131	100.00%	<div style="width: 100%; background-color: #f1c40f;"></div>
Overvotes	12		
Undervotes	7		

Winslow Ward 2 District 3

REP Members of the Board of County Commissioners

Vote For 2

	TOTAL	VOTE %	
Jason Fanning	61	51.69%	<div style="width: 51.69%; background-color: #f0e68c;"></div>
Norman C. Rebel Jr.	57	48.31%	<div style="width: 48.31%; background-color: #f0e68c;"></div>
Write-In Totals	0	0.00%	<div style="width: 0%; background-color: #f0e68c;"></div>
Total Votes Cast	118	100.00%	<div style="width: 100%; background-color: #f0e68c;"></div>
Overvotes	0		
Undervotes	32		

REP Mayor Winslow Township

Vote For 1

	TOTAL	VOTE %	
Brandon Glikas	64	98.46%	<div style="width: 98.46%; background-color: #f0e68c;"></div>
Write-In Totals	1	1.54%	<div style="width: 1.54%; background-color: #f0e68c;"></div>
Total Votes Cast	65	100.00%	<div style="width: 100%; background-color: #f0e68c;"></div>
Overvotes	0		
Undervotes	10		

REP Member of Township Committee Winslow Township - Ward 2




Vote For 1

	TOTAL	VOTE %	
Giovanny Ortiz	66	100.00%	<div style="width: 100%; background-color: #f0e68c;"></div>
Write-In Totals	0	0.00%	<div style="width: 0%; background-color: #f0e68c;"></div>
Total Votes Cast	66	100.00%	<div style="width: 100%; background-color: #f0e68c;"></div>
Overvotes	0		
Undervotes	9		





Winslow Ward 2 District 4

Statistics	TOTAL
Registered Voters - Total	1,270
Registered Voters - NONPARTISAN	415
Registered Voters - DEMOCRAT	605
Registered Voters - REPUBLICAN	250
Ballots Cast - Total	219
Ballots Cast - NONPARTISAN	0
Ballots Cast - DEMOCRAT	149
Ballots Cast - REPUBLICAN	70
Ballots Cast - Blank	1
Voter Turnout - Total	17.24%
Voter Turnout - NONPARTISAN	0.00%
Voter Turnout - DEMOCRAT	24.63%
Voter Turnout - REPUBLICAN	28.00%







DEM Member of State Senate 4th Legislative District Vote For 1

	TOTAL	VOTE %	
Paul D. Moriarty	133	99.25%	
Write-In Totals	1	0.75%	
Total Votes Cast	134	100.00%	
Overvotes	0		
Undervotes	15		

DEM Members of the General Assembly 4th Legislative District Vote For 2

	TOTAL	VOTE %	
Dan Hutchison	120	49.18%	
Cody D. Miller	122	50.00%	
Write-In Totals	2	0.82%	
Total Votes Cast	244	100.00%	
Overvotes	0		
Undervotes	54		

DEM Members of the Board of County Commissioners Vote For 2

	TOTAL	VOTE %	
Kate Delany	43	16.54%	
Samuel E. Sweet	25	9.62%	
Louis Cappelli Jr.	99	38.08%	
Jonathan L. Young Sr.	91	35.00%	
Write-In Totals	2	0.77%	
Total Votes Cast	260	100.00%	
Overvotes	4		
Undervotes	34		

Winslow Ward 2 District 4

DEM Mayor Winslow Township

Vote For 1

	TOTAL	VOTE %	
Marie D. Lawrence	131	96.32%	<div style="width: 96.32%;"><div style="width: 96.32%;"></div></div>
Write-In Totals	5	3.68%	<div style="width: 3.68%;"><div style="width: 3.68%;"></div></div>
Total Votes Cast	136	100.00%	<div style="width: 100.00%;"><div style="width: 100.00%;"></div></div>
Overvotes	0		
Undervotes	13		

DEM Member of Township Committee Winslow Township - Ward 2

Vote For 1

	TOTAL	VOTE %	
Evelyn Leverett	134	99.26%	<div style="width: 99.26%;"><div style="width: 99.26%;"></div></div>
Write-In Totals	1	0.74%	<div style="width: 0.74%;"><div style="width: 0.74%;"></div></div>
Total Votes Cast	135	100.00%	<div style="width: 100.00%;"><div style="width: 100.00%;"></div></div>
Overvotes	0		
Undervotes	14		

DEM Members of County Committee Winslow Township - Ward 2

Vote For 1

	TOTAL	VOTE %	
Cam Co Dem Comm Inc	122	100.00%	<div style="width: 100.00%;"><div style="width: 100.00%;"></div></div>
Total Votes Cast	122	100.00%	<div style="width: 100.00%;"><div style="width: 100.00%;"></div></div>
Overvotes	0		
Undervotes	27		

REP Member of State Senate 4th Legislative District

Vote For 1

	TOTAL	VOTE %	
Christopher W. DeIborrello	28	43.08%	<div style="width: 43.08%;"><div style="width: 43.08%;"></div></div>
Nick DeSilvio	37	56.92%	<div style="width: 56.92%;"><div style="width: 56.92%;"></div></div>
Write-In Totals	0	0.00%	<div style="width: 0.00%;"><div style="width: 0.00%;"></div></div>
Total Votes Cast	65	100.00%	<div style="width: 100.00%;"><div style="width: 100.00%;"></div></div>
Overvotes	2		
Undervotes	3		

REP Members of the General Assembly 4th Legislative District





Vote For 2

	TOTAL	VOTE %	
Matthew P. Walker	31	23.66%	<div style="width: 23.66%;"><div style="width: 23.66%;"></div></div>
Amanda Esposito	33	25.19%	<div style="width: 25.19%;"><div style="width: 25.19%;"></div></div>
Denise Gonzalez	27	20.61%	<div style="width: 20.61%;"><div style="width: 20.61%;"></div></div>
Michael Clark	34	25.95%	<div style="width: 25.95%;"><div style="width: 25.95%;"></div></div>
John M. Keating	6	4.58%	<div style="width: 4.58%;"><div style="width: 4.58%;"></div></div>
Write-In Totals	0	0.00%	<div style="width: 0.00%;"><div style="width: 0.00%;"></div></div>
Total Votes Cast	131	100.00%	<div style="width: 100.00%;"><div style="width: 100.00%;"></div></div>
Overvotes	0		
Undervotes	9		

Winslow Ward 2 District 4




REP Members of the Board of County Commissioners

Vote For 2

	TOTAL	VOTE %	
Jason Fanning	47	50.54%	
Norman C. Rebel Jr.	46	49.46%	
Write-In Totals	0	0.00%	
Total Votes Cast	93	100.00%	
Overvotes	0		
Undervotes	47		




REP Mayor Winslow Township

Vote For 1

	TOTAL	VOTE %	
Brandon Glikas	54	100.00%	
Write-In Totals	0	0.00%	
Total Votes Cast	54	100.00%	
Overvotes	0		
Undervotes	16		

REP Member of Township Committee Winslow Township - Ward 2

Vote For 1

	TOTAL	VOTE %	
Giovanny Ortiz	52	100.00%	
Write-In Totals	0	0.00%	
Total Votes Cast	52	100.00%	
Overvotes	0		
Undervotes	18		

Winslow Ward 2 District 5

Statistics	TOTAL
Registered Voters - Total	1,241
Registered Voters - NONPARTISAN	364
Registered Voters - DEMOCRAT	761
Registered Voters - REPUBLICAN	116
Ballots Cast - Total	135
Ballots Cast - NONPARTISAN	0
Ballots Cast - DEMOCRAT	119
Ballots Cast - REPUBLICAN	16
Ballots Cast - Blank	0
Voter Turnout - Total	10.88%
Voter Turnout - NONPARTISAN	0.00%
Voter Turnout - DEMOCRAT	15.64%
Voter Turnout - REPUBLICAN	13.79%

DEM Member of State Senate 4th Legislative District Vote For 1

	TOTAL	VOTE %	
Paul D. Moriarty	109	100.00%	<div style="width: 100%; height: 10px; background-color: #ffc107;"></div>
Write-In Totals	0	0.00%	<div style="width: 0%; height: 10px; background-color: #6c757d;"></div>
Total Votes Cast	109	100.00%	<div style="width: 100%; height: 10px; background-color: #ffc107;"></div>
Overvotes	0		
Undervotes	10		

DEM Members of the General Assembly 4th Legislative District Vote For 2

	TOTAL	VOTE %	
Dan Hutchison	97	50.00%	<div style="width: 50%; height: 10px; background-color: #ffc107;"></div>
Cody D. Miller	97	50.00%	<div style="width: 50%; height: 10px; background-color: #6c757d;"></div>
Write-In Totals	0	0.00%	<div style="width: 0%; height: 10px; background-color: #6c757d;"></div>
Total Votes Cast	194	100.00%	<div style="width: 100%; height: 10px; background-color: #ffc107;"></div>
Overvotes	0		
Undervotes	44		

DEM Members of the Board of County Commissioners Vote For 2

	TOTAL	VOTE %	
Kate Delany	30	15.00%	<div style="width: 15%; height: 10px; background-color: #ffc107;"></div>
Samuel E. Sweet	32	16.00%	<div style="width: 16%; height: 10px; background-color: #ffc107;"></div>
Louis Cappelli Jr.	71	35.50%	<div style="width: 35.5%; height: 10px; background-color: #ffc107;"></div>
Jonathan L. Young Sr.	67	33.50%	<div style="width: 33.5%; height: 10px; background-color: #ffc107;"></div>
Write-In Totals	0	0.00%	<div style="width: 0%; height: 10px; background-color: #6c757d;"></div>
Total Votes Cast	200	100.00%	<div style="width: 100%; height: 10px; background-color: #ffc107;"></div>
Overvotes	16		
Undervotes	22		

Winslow Ward 2 District 5

DEM Mayor Winslow Township

Vote For 1

	TOTAL	VOTE %	
Marie D. Lawrence	108	100.00%	<div style="width: 100%; height: 10px; background-color: #f0e68c;"></div>
Write-In Totals	0	0.00%	<div style="width: 0%; height: 10px; background-color: #d3d3d3;"></div>
Total Votes Cast	108	100.00%	<div style="width: 100%; height: 10px; background-color: #f0e68c;"></div>
Overvotes	0		
Undervotes	11		

DEM Member of Township Committee Winslow Township - Ward 2

Vote For 1

	TOTAL	VOTE %	
Evelyn Leverett	114	100.00%	<div style="width: 100%; height: 10px; background-color: #f0e68c;"></div>
Write-In Totals	0	0.00%	<div style="width: 0%; height: 10px; background-color: #d3d3d3;"></div>
Total Votes Cast	114	100.00%	<div style="width: 100%; height: 10px; background-color: #f0e68c;"></div>
Overvotes	0		
Undervotes	5		

DEM Members of County Committee Winslow Township - Ward 2

Vote For 1

	TOTAL	VOTE %	
Cam Co Dem Comm Inc	104	100.00%	<div style="width: 100%; height: 10px; background-color: #f0e68c;"></div>
Total Votes Cast	104	100.00%	<div style="width: 100%; height: 10px; background-color: #f0e68c;"></div>
Overvotes	0		
Undervotes	15		

REP Member of State Senate 4th Legislative District

Vote For 1

	TOTAL	VOTE %	
Christopher W. DeIborrello	7	58.33%	<div style="width: 58.33%; height: 10px; background-color: #f0e68c;"></div>
Nick DeSilvio	5	41.67%	<div style="width: 41.67%; height: 10px; background-color: #f0e68c;"></div>
Write-In Totals	0	0.00%	<div style="width: 0%; height: 10px; background-color: #d3d3d3;"></div>
Total Votes Cast	12	100.00%	<div style="width: 100%; height: 10px; background-color: #f0e68c;"></div>
Overvotes	0		
Undervotes	4		

REP Members of the General Assembly 4th Legislative District

Vote For 2

	TOTAL	VOTE %	
Matthew P. Walker	9	32.14%	<div style="width: 32.14%; height: 10px; background-color: #f0e68c;"></div>
Amanda Esposito	9	32.14%	<div style="width: 32.14%; height: 10px; background-color: #f0e68c;"></div>
Denise Gonzalez	2	7.14%	<div style="width: 7.14%; height: 10px; background-color: #f0e68c;"></div>
Michael Clark	6	21.43%	<div style="width: 21.43%; height: 10px; background-color: #f0e68c;"></div>
John M. Keating	2	7.14%	<div style="width: 7.14%; height: 10px; background-color: #f0e68c;"></div>
Write-In Totals	0	0.00%	<div style="width: 0%; height: 10px; background-color: #d3d3d3;"></div>
Total Votes Cast	28	100.00%	<div style="width: 100%; height: 10px; background-color: #f0e68c;"></div>
Overvotes	2		
Undervotes	2		

Winslow Ward 2 District 5

REP Members of the Board of County Commissioners

Vote For 2

	TOTAL	VOTE %	
Jason Fanning	12	50.00%	<div style="width: 50%;"><div style="width: 50%; background-color: #f0e68c;"></div></div>
Norman C. Rebel Jr.	12	50.00%	<div style="width: 50%;"><div style="width: 50%; background-color: #f0e68c;"></div></div>
Write-In Totals	0	0.00%	<div style="width: 0%;"><div style="width: 0%; background-color: #f0e68c;"></div></div>
Total Votes Cast	24	100.00%	<div style="width: 100%;"><div style="width: 100%; background-color: #f0e68c;"></div></div>
Overvotes	0		
Undervotes	8		

REP Mayor Winslow Township

Vote For 1

	TOTAL	VOTE %	
Brandon Glikas	13	100.00%	<div style="width: 100%;"><div style="width: 100%; background-color: #f0e68c;"></div></div>
Write-In Totals	0	0.00%	<div style="width: 0%;"><div style="width: 0%; background-color: #f0e68c;"></div></div>
Total Votes Cast	13	100.00%	<div style="width: 100%;"><div style="width: 100%; background-color: #f0e68c;"></div></div>
Overvotes	0		
Undervotes	3		

REP Member of Township Committee Winslow Township - Ward 2

Vote For 1

	TOTAL	VOTE %	
Giovanny Ortiz	14	100.00%	<div style="width: 100%;"><div style="width: 100%; background-color: #f0e68c;"></div></div>
Write-In Totals	0	0.00%	<div style="width: 0%;"><div style="width: 0%; background-color: #f0e68c;"></div></div>
Total Votes Cast	14	100.00%	<div style="width: 100%;"><div style="width: 100%; background-color: #f0e68c;"></div></div>
Overvotes	0		
Undervotes	2		

Winslow Ward 3 District 1

Statistics	TOTAL
Registered Voters - Total	1,633
Registered Voters - NONPARTISAN	497
Registered Voters - DEMOCRAT	1,028
Registered Voters - REPUBLICAN	108
Ballots Cast - Total	261
Ballots Cast - NONPARTISAN	0
Ballots Cast - DEMOCRAT	238
Ballots Cast - REPUBLICAN	23
Ballots Cast - Blank	0
Voter Turnout - Total	15.98%
Voter Turnout - NONPARTISAN	0.00%
Voter Turnout - DEMOCRAT	23.15%
Voter Turnout - REPUBLICAN	21.30%

DEM Member of State Senate 4th Legislative District Vote For 1

	TOTAL	VOTE %	
Paul D. Moriarty	216	99.54%	
Write-In Totals	1	0.46%	
Total Votes Cast	217	100.00%	
Overvotes	0		
Undervotes	21		

DEM Members of the General Assembly 4th Legislative District Vote For 2

	TOTAL	VOTE %	
Dan Hutchison	209	50.36%	
Cody D. Miller	204	49.16%	
Write-In Totals	2	0.48%	
Total Votes Cast	415	100.00%	
Overvotes	0		
Undervotes	61		

DEM Members of the Board of County Commissioners Vote For 2

	TOTAL	VOTE %	
Kate Delany	52	12.90%	
Samuel E. Sweet	31	7.69%	
Louis Cappelli Jr.	159	39.45%	
Jonathan L. Young Sr.	159	39.45%	
Write-In Totals	2	0.50%	
Total Votes Cast	403	100.00%	
Overvotes	38		
Undervotes	35		

Winslow Ward 3 District 1

DEM Mayor Winslow Township

Vote For 1

	TOTAL	VOTE %	
Marie D. Lawrence	224	99.56%	<div style="width: 99.56%;"><div style="width: 99.56%;"></div></div>
Write-In Totals	1	0.44%	<div style="width: 0.44%;"><div style="width: 0.44%;"></div></div>
Total Votes Cast	225	100.00%	<div style="width: 100.00%;"><div style="width: 100.00%;"></div></div>
Overvotes	0		
Undervotes	13		

DEM Member of Township Committee Winslow Township - Ward 3

Vote For 1

	TOTAL	VOTE %	
Jacquelyn Lee	216	99.54%	<div style="width: 99.54%;"><div style="width: 99.54%;"></div></div>
Write-In Totals	1	0.46%	<div style="width: 0.46%;"><div style="width: 0.46%;"></div></div>
Total Votes Cast	217	100.00%	<div style="width: 100.00%;"><div style="width: 100.00%;"></div></div>
Overvotes	0		
Undervotes	21		

DEM Members of County Committee Winslow Township - Ward 3

Vote For 1

	TOTAL	VOTE %	
Cam Co Dem Comm Inc	211	100.00%	<div style="width: 100.00%;"><div style="width: 100.00%;"></div></div>
Total Votes Cast	211	100.00%	<div style="width: 100.00%;"><div style="width: 100.00%;"></div></div>
Overvotes	0		
Undervotes	27		

REP Member of State Senate 4th Legislative District

Vote For 1

	TOTAL	VOTE %	
Christopher W. DeIborrello	12	52.17%	<div style="width: 52.17%;"><div style="width: 52.17%;"></div></div>
Nick DeSilvio	11	47.83%	<div style="width: 47.83%;"><div style="width: 47.83%;"></div></div>
Write-In Totals	0	0.00%	<div style="width: 0.00%;"><div style="width: 0.00%;"></div></div>
Total Votes Cast	23	100.00%	<div style="width: 100.00%;"><div style="width: 100.00%;"></div></div>
Overvotes	0		
Undervotes	0		

REP Members of the General Assembly 4th Legislative District

Vote For 2

	TOTAL	VOTE %	
Matthew P. Walker	12	26.09%	<div style="width: 26.09%;"><div style="width: 26.09%;"></div></div>
Amanda Esposito	13	28.26%	<div style="width: 28.26%;"><div style="width: 28.26%;"></div></div>
Denise Gonzalez	7	15.22%	<div style="width: 15.22%;"><div style="width: 15.22%;"></div></div>
Michael Clark	10	21.74%	<div style="width: 21.74%;"><div style="width: 21.74%;"></div></div>
John M. Keating	4	8.70%	<div style="width: 8.70%;"><div style="width: 8.70%;"></div></div>
Write-In Totals	0	0.00%	<div style="width: 0.00%;"><div style="width: 0.00%;"></div></div>
Total Votes Cast	46	100.00%	<div style="width: 100.00%;"><div style="width: 100.00%;"></div></div>
Overvotes	0		
Undervotes	0		

Winslow Ward 3 District 1

REP Members of the Board of County Commissioners

Vote For 2

	TOTAL	VOTE %	
Jason Fanning	18	51.43%	<div style="width: 51.43%; background-color: #f0e68c;"></div>
Norman C. Rebel Jr.	17	48.57%	<div style="width: 48.57%; background-color: #f0e68c;"></div>
Write-In Totals	0	0.00%	<div style="width: 0%; background-color: #f0e68c;"></div>
Total Votes Cast	35	100.00%	<div style="width: 100%; background-color: #f0e68c;"></div>
Overvotes	0		
Undervotes	11		

REP Mayor Winslow Township

Vote For 1

	TOTAL	VOTE %	
Brandon Glikas	21	100.00%	<div style="width: 100%; background-color: #f0e68c;"></div>
Write-In Totals	0	0.00%	<div style="width: 0%; background-color: #f0e68c;"></div>
Total Votes Cast	21	100.00%	<div style="width: 100%; background-color: #f0e68c;"></div>
Overvotes	0		
Undervotes	2		

REP Member of Township Committee Winslow Township - Ward 3

Vote For 1

	TOTAL	VOTE %	
Linda A. Young	21	100.00%	<div style="width: 100%; background-color: #f0e68c;"></div>
Write-In Totals	0	0.00%	<div style="width: 0%; background-color: #f0e68c;"></div>
Total Votes Cast	21	100.00%	<div style="width: 100%; background-color: #f0e68c;"></div>
Overvotes	0		
Undervotes	2		

Winslow Ward 3 District 2 Suppressed

Statistics	TOTAL
Registered Voters - Total	1,489
Registered Voters - NONPARTISAN	502
Registered Voters - DEMOCRAT	922
Registered Voters - REPUBLICAN	65
Ballots Cast - Total	163
Ballots Cast - NONPARTISAN	0
Ballots Cast - DEMOCRAT	155
Ballots Cast - REPUBLICAN	8
Ballots Cast - Blank	0
Voter Turnout - Total	10.95%
Voter Turnout - NONPARTISAN	0.00%
Voter Turnout - DEMOCRAT	16.81%
Voter Turnout - REPUBLICAN	12.31%

DEM Member of State Senate 4th Legislative District Vote For 1

	TOTAL	VOTE %	
Paul D. Moriarty	139	100.00%	<div style="width: 100%; height: 10px; background-color: #ffc107;"></div>
Write-In Totals	0	0.00%	<div style="width: 0%; height: 10px; background-color: #6c757d;"></div>
Total Votes Cast	139	100.00%	<div style="width: 100%; height: 10px; background-color: #ffc107;"></div>
Overvotes	0		
Undervotes	16		

DEM Members of the General Assembly 4th Legislative District Vote For 2

	TOTAL	VOTE %	
Dan Hutchison	126	49.61%	<div style="width: 49.61%; height: 10px; background-color: #ffc107;"></div>
Cody D. Miller	128	50.39%	<div style="width: 50.39%; height: 10px; background-color: #6c757d;"></div>
Write-In Totals	0	0.00%	<div style="width: 0%; height: 10px; background-color: #6c757d;"></div>
Total Votes Cast	254	100.00%	<div style="width: 100%; height: 10px; background-color: #ffc107;"></div>
Overvotes	0		
Undervotes	56		

DEM Members of the Board of County Commissioners Vote For 2

	TOTAL	VOTE %	
Kate Delany	37	14.40%	<div style="width: 14.40%; height: 10px; background-color: #ffc107;"></div>
Samuel E. Sweet	33	12.84%	<div style="width: 12.84%; height: 10px; background-color: #6c757d;"></div>
Louis Cappelli Jr.	92	35.80%	<div style="width: 35.80%; height: 10px; background-color: #ffc107;"></div>
Jonathan L. Young Sr.	95	36.96%	<div style="width: 36.96%; height: 10px; background-color: #6c757d;"></div>
Write-In Totals	0	0.00%	<div style="width: 0%; height: 10px; background-color: #6c757d;"></div>
Total Votes Cast	257	100.00%	<div style="width: 100%; height: 10px; background-color: #ffc107;"></div>
Overvotes	20		
Undervotes	33		

Winslow Ward 3 District 2 Suppressed

DEM Mayor Winslow Township

Vote For 1

	TOTAL	VOTE %
Marie D. Lawrence	144	100.00%
Write-In Totals	0	0.00%
Total Votes Cast	144	100.00%
Overvotes	0	
Undervotes	11	

DEM Member of Township Committee Winslow Township - Ward 3

Vote For 1

	TOTAL	VOTE %
Jacquelyn Lee	139	100.00%
Write-In Totals	0	0.00%
Total Votes Cast	139	100.00%
Overvotes	0	
Undervotes	16	

DEM Members of County Committee Winslow Township - Ward 3

Vote For 1

	TOTAL	VOTE %
Cam Co Dem Comm Inc	136	100.00%
Total Votes Cast	136	100.00%
Overvotes	0	
Undervotes	19	

REP Member of State Senate 4th Legislative District

Vote For 1

	TOTAL	VOTE %
Christopher W. DelBorrello		
Nick DeSilvio		
Write-In Totals		
Total Votes Cast		
Overvotes		
Undervotes		

REP Members of the General Assembly 4th Legislative District

Vote For 2

	TOTAL	VOTE %
Matthew P. Walker		
Amanda Esposito		
Denise Gonzalez		
Michael Clark		
John M. Keating		
Write-In Totals		
Total Votes Cast		
Overvotes		
Undervotes		

Winslow Ward 3 District 2 Suppressed

REP Members of the Board of County Commissioners

Vote For 2

	TOTAL	VOTE %
Jason Fanning		
Norman C. Rebel Jr.		
Write-In Totals		
Total Votes Cast		
Overvotes		
Undervotes		

REP Mayor Winslow Township

Vote For 1

	TOTAL	VOTE %
Brandon Glikas		
Write-In Totals		
Total Votes Cast		
Overvotes		
Undervotes		

REP Member of Township Committee Winslow Township - Ward 3

Vote For 1

	TOTAL	VOTE %
Linda A. Young		
Write-In Totals		
Total Votes Cast		
Overvotes		
Undervotes		

Winslow Ward 3 District 3

Statistics	TOTAL
Registered Voters - Total	1,487
Registered Voters - NONPARTISAN	482
Registered Voters - DEMOCRAT	898
Registered Voters - REPUBLICAN	107
Ballots Cast - Total	147
Ballots Cast - NONPARTISAN	0
Ballots Cast - DEMOCRAT	129
Ballots Cast - REPUBLICAN	18
Ballots Cast - Blank	0
Voter Turnout - Total	9.89%
Voter Turnout - NONPARTISAN	0.00%
Voter Turnout - DEMOCRAT	14.37%
Voter Turnout - REPUBLICAN	16.82%

DEM Member of State Senate 4th Legislative District Vote For 1

	TOTAL	VOTE %	
Paul D. Moriarty	116	100.00%	<div style="width: 100%; height: 10px; background-color: #ffc107;"></div>
Write-In Totals	0	0.00%	<div style="width: 0%; height: 10px; background-color: #6c757d;"></div>
Total Votes Cast	116	100.00%	<div style="width: 100%; height: 10px; background-color: #ffc107;"></div>
Overvotes	0		
Undervotes	13		

DEM Members of the General Assembly 4th Legislative District Vote For 2

	TOTAL	VOTE %	
Dan Hutchison	109	48.66%	<div style="width: 48.66%; height: 10px; background-color: #ffc107;"></div>
Cody D. Miller	115	51.34%	<div style="width: 51.34%; height: 10px; background-color: #ffc107;"></div>
Write-In Totals	0	0.00%	<div style="width: 0%; height: 10px; background-color: #6c757d;"></div>
Total Votes Cast	224	100.00%	<div style="width: 100%; height: 10px; background-color: #ffc107;"></div>
Overvotes	0		
Undervotes	34		

DEM Members of the Board of County Commissioners Vote For 2

	TOTAL	VOTE %	
Kate Delany	32	14.95%	<div style="width: 14.95%; height: 10px; background-color: #ffc107;"></div>
Samuel E. Sweet	24	11.22%	<div style="width: 11.22%; height: 10px; background-color: #ffc107;"></div>
Louis Cappelli Jr.	76	35.51%	<div style="width: 35.51%; height: 10px; background-color: #ffc107;"></div>
Jonathan L. Young Sr.	82	38.32%	<div style="width: 38.32%; height: 10px; background-color: #ffc107;"></div>
Write-In Totals	0	0.00%	<div style="width: 0%; height: 10px; background-color: #6c757d;"></div>
Total Votes Cast	214	100.00%	<div style="width: 100%; height: 10px; background-color: #ffc107;"></div>
Overvotes	16		
Undervotes	28		

Winslow Ward 3 District 3

DEM Mayor Winslow Township

Vote For 1

	TOTAL	VOTE %	
Marie D. Lawrence	117	100.00%	<div style="width: 100%; height: 10px; background-color: #f0e68c;"></div>
Write-In Totals	0	0.00%	<div style="width: 0%; height: 10px; background-color: #d3d3d3;"></div>
Total Votes Cast	117	100.00%	<div style="width: 100%; height: 10px; background-color: #f0e68c;"></div>
Overvotes	0		
Undervotes	12		

DEM Member of Township Committee Winslow Township - Ward 3

Vote For 1

	TOTAL	VOTE %	
Jacquelyn Lee	115	100.00%	<div style="width: 100%; height: 10px; background-color: #f0e68c;"></div>
Write-In Totals	0	0.00%	<div style="width: 0%; height: 10px; background-color: #d3d3d3;"></div>
Total Votes Cast	115	100.00%	<div style="width: 100%; height: 10px; background-color: #f0e68c;"></div>
Overvotes	0		
Undervotes	14		

DEM Members of County Committee Winslow Township - Ward 3

Vote For 1

	TOTAL	VOTE %	
Cam Co Dem Comm Inc	109	100.00%	<div style="width: 100%; height: 10px; background-color: #f0e68c;"></div>
Total Votes Cast	109	100.00%	<div style="width: 100%; height: 10px; background-color: #f0e68c;"></div>
Overvotes	0		
Undervotes	20		

REP Member of State Senate 4th Legislative District

Vote For 1

	TOTAL	VOTE %	
Christopher W. DeIborrello	7	38.89%	<div style="width: 38.89%; height: 10px; background-color: #f0e68c;"></div>
Nick DeSilvio	11	61.11%	<div style="width: 61.11%; height: 10px; background-color: #f0e68c;"></div>
Write-In Totals	0	0.00%	<div style="width: 0%; height: 10px; background-color: #d3d3d3;"></div>
Total Votes Cast	18	100.00%	<div style="width: 100%; height: 10px; background-color: #f0e68c;"></div>
Overvotes	0		
Undervotes	0		

REP Members of the General Assembly 4th Legislative District

Vote For 2

	TOTAL	VOTE %	
Matthew P. Walker	6	17.65%	<div style="width: 17.65%; height: 10px; background-color: #f0e68c;"></div>
Amanda Esposito	7	20.59%	<div style="width: 20.59%; height: 10px; background-color: #f0e68c;"></div>
Denise Gonzalez	7	20.59%	<div style="width: 20.59%; height: 10px; background-color: #f0e68c;"></div>
Michael Clark	10	29.41%	<div style="width: 29.41%; height: 10px; background-color: #f0e68c;"></div>
John M. Keating	4	11.76%	<div style="width: 11.76%; height: 10px; background-color: #f0e68c;"></div>
Write-In Totals	0	0.00%	<div style="width: 0%; height: 10px; background-color: #d3d3d3;"></div>
Total Votes Cast	34	100.00%	<div style="width: 100%; height: 10px; background-color: #f0e68c;"></div>
Overvotes	2		
Undervotes	0		

Winslow Ward 3 District 3

REP Members of the Board of County Commissioners

Vote For 2

	TOTAL	VOTE %	
Jason Fanning	16	50.00%	<div style="width: 50%; background-color: #f0e68c;"></div>
Norman C. Rebel Jr.	16	50.00%	<div style="width: 50%; background-color: #f0e68c;"></div>
Write-In Totals	0	0.00%	<div style="width: 0%; background-color: #f0e68c;"></div>
Total Votes Cast	32	100.00%	<div style="width: 100%; background-color: #f0e68c;"></div>
Overvotes	0		
Undervotes	4		

REP Mayor Winslow Township

Vote For 1

	TOTAL	VOTE %	
Brandon Glikas	15	93.75%	<div style="width: 93.75%; background-color: #f0e68c;"></div>
Write-In Totals	1	6.25%	<div style="width: 6.25%; background-color: #f0e68c;"></div>
Total Votes Cast	16	100.00%	<div style="width: 100%; background-color: #f0e68c;"></div>
Overvotes	0		
Undervotes	2		

REP Member of Township Committee Winslow Township - Ward 3

Vote For 1

	TOTAL	VOTE %	
Linda A. Young	17	100.00%	<div style="width: 100%; background-color: #f0e68c;"></div>
Write-In Totals	0	0.00%	<div style="width: 0%; background-color: #f0e68c;"></div>
Total Votes Cast	17	100.00%	<div style="width: 100%; background-color: #f0e68c;"></div>
Overvotes	0		
Undervotes	1		

Winslow Ward 3 District 4

Statistics	TOTAL
Registered Voters - Total	1,304
Registered Voters - NONPARTISAN	431
Registered Voters - DEMOCRAT	764
Registered Voters - REPUBLICAN	109
Ballots Cast - Total	171
Ballots Cast - NONPARTISAN	0
Ballots Cast - DEMOCRAT	141
Ballots Cast - REPUBLICAN	30
Ballots Cast - Blank	0
Voter Turnout - Total	13.11%
Voter Turnout - NONPARTISAN	0.00%
Voter Turnout - DEMOCRAT	18.46%
Voter Turnout - REPUBLICAN	27.52%

DEM Member of State Senate 4th Legislative District Vote For 1

	TOTAL	VOTE %	
Paul D. Moriarty	127	100.00%	<div style="width: 100%; height: 10px; background-color: #ffc107;"></div>
Write-In Totals	0	0.00%	<div style="width: 0%; height: 10px; background-color: #6c757d;"></div>
Total Votes Cast	127	100.00%	<div style="width: 100%; height: 10px; background-color: #ffc107;"></div>
Overvotes	0		
Undervotes	14		

DEM Members of the General Assembly 4th Legislative District Vote For 2

	TOTAL	VOTE %	
Dan Hutchison	120	51.06%	<div style="width: 51.06%; height: 10px; background-color: #ffc107;"></div>
Cody D. Miller	115	48.94%	<div style="width: 48.94%; height: 10px; background-color: #ffc107;"></div>
Write-In Totals	0	0.00%	<div style="width: 0%; height: 10px; background-color: #6c757d;"></div>
Total Votes Cast	235	100.00%	<div style="width: 100%; height: 10px; background-color: #ffc107;"></div>
Overvotes	0		
Undervotes	47		

DEM Members of the Board of County Commissioners Vote For 2

	TOTAL	VOTE %	
Kate Delany	46	20.35%	<div style="width: 20.35%; height: 10px; background-color: #ffc107;"></div>
Samuel E. Sweet	23	10.18%	<div style="width: 10.18%; height: 10px; background-color: #ffc107;"></div>
Louis Cappelli Jr.	78	34.51%	<div style="width: 34.51%; height: 10px; background-color: #ffc107;"></div>
Jonathan L. Young Sr.	79	34.96%	<div style="width: 34.96%; height: 10px; background-color: #ffc107;"></div>
Write-In Totals	0	0.00%	<div style="width: 0%; height: 10px; background-color: #6c757d;"></div>
Total Votes Cast	226	100.00%	<div style="width: 100%; height: 10px; background-color: #ffc107;"></div>
Overvotes	28		
Undervotes	28		

Winslow Ward 3 District 4

DEM Mayor Winslow Township

Vote For 1

	TOTAL	VOTE %	
Marie D. Lawrence	129	100.00%	<div style="width: 100%; height: 10px; background-color: #ffc107;"></div>
Write-In Totals	0	0.00%	<div style="width: 0%; height: 10px; background-color: #6c757d;"></div>
Total Votes Cast	129	100.00%	<div style="width: 100%; height: 10px; background-color: #ffc107;"></div>
Overvotes	0		
Undervotes	12		

DEM Member of Township Committee Winslow Township - Ward 3

Vote For 1

	TOTAL	VOTE %	
Jacquelyn Lee	129	100.00%	<div style="width: 100%; height: 10px; background-color: #ffc107;"></div>
Write-In Totals	0	0.00%	<div style="width: 0%; height: 10px; background-color: #6c757d;"></div>
Total Votes Cast	129	100.00%	<div style="width: 100%; height: 10px; background-color: #ffc107;"></div>
Overvotes	0		
Undervotes	12		

DEM Members of County Committee Winslow Township - Ward 3

Vote For 1

	TOTAL	VOTE %	
Cam Co Dem Comm Inc	129	100.00%	<div style="width: 100%; height: 10px; background-color: #ffc107;"></div>
Total Votes Cast	129	100.00%	<div style="width: 100%; height: 10px; background-color: #ffc107;"></div>
Overvotes	0		
Undervotes	12		

REP Member of State Senate 4th Legislative District

Vote For 1

	TOTAL	VOTE %	
Christopher W. DelBorrello	9	32.14%	<div style="width: 32.14%; height: 10px; background-color: #ffc107;"></div>
Nick DeSilvio	19	67.86%	<div style="width: 67.86%; height: 10px; background-color: #ffc107;"></div>
Write-In Totals	0	0.00%	<div style="width: 0%; height: 10px; background-color: #6c757d;"></div>
Total Votes Cast	28	100.00%	<div style="width: 100%; height: 10px; background-color: #ffc107;"></div>
Overvotes	0		
Undervotes	2		

REP Members of the General Assembly 4th Legislative District





Vote For 2

	TOTAL	VOTE %	
Matthew P. Walker	11	19.30%	<div style="width: 19.30%; height: 10px; background-color: #ffc107;"></div>
Amanda Esposito	11	19.30%	<div style="width: 19.30%; height: 10px; background-color: #ffc107;"></div>
Denise Gonzalez	14	24.56%	<div style="width: 24.56%; height: 10px; background-color: #ffc107;"></div>
Michael Clark	17	29.82%	<div style="width: 29.82%; height: 10px; background-color: #ffc107;"></div>
John M. Keating	4	7.02%	<div style="width: 7.02%; height: 10px; background-color: #ffc107;"></div>
Write-In Totals	0	0.00%	<div style="width: 0%; height: 10px; background-color: #6c757d;"></div>
Total Votes Cast	57	100.00%	<div style="width: 100%; height: 10px; background-color: #ffc107;"></div>
Overvotes	0		
Undervotes	3		

Winslow Ward 3 District 4




REP Members of the Board of County Commissioners

Vote For 2

	TOTAL	VOTE %	
Jason Fanning	21	52.50%	
Norman C. Rebel Jr.	19	47.50%	
Write-In Totals	0	0.00%	
Total Votes Cast	40	100.00%	
Overvotes	0		
Undervotes	20		




REP Mayor Winslow Township

Vote For 1

	TOTAL	VOTE %	
Brandon Glikas	23	100.00%	
Write-In Totals	0	0.00%	
Total Votes Cast	23	100.00%	
Overvotes	0		
Undervotes	7		

REP Member of Township Committee Winslow Township - Ward 3

Vote For 1

	TOTAL	VOTE %	
Linda A. Young	20	100.00%	
Write-In Totals	0	0.00%	
Total Votes Cast	20	100.00%	
Overvotes	0		
Undervotes	10		

Winslow Ward 3 District 5

Statistics	TOTAL
Registered Voters - Total	1,503
Registered Voters - NONPARTISAN	440
Registered Voters - DEMOCRAT	982
Registered Voters - REPUBLICAN	81
Ballots Cast - Total	254
Ballots Cast - NONPARTISAN	0
Ballots Cast - DEMOCRAT	234
Ballots Cast - REPUBLICAN	20
Ballots Cast - Blank	0
Voter Turnout - Total	16.90%
Voter Turnout - NONPARTISAN	0.00%
Voter Turnout - DEMOCRAT	23.83%
Voter Turnout - REPUBLICAN	24.69%

DEM Member of State Senate 4th Legislative District Vote For 1

	TOTAL	VOTE %
Paul D. Moriarty	216	99.54%
Write-In Totals	1	0.46%
Total Votes Cast	217	100.00%
Overvotes	1	
Undervotes	16	

DEM Members of the General Assembly 4th Legislative District Vote For 2

	TOTAL	VOTE %
Dan Hutchison	202	49.51%
Cody D. Miller	206	50.49%
Write-In Totals	0	0.00%
Total Votes Cast	408	100.00%
Overvotes	2	
Undervotes	58	

DEM Members of the Board of County Commissioners Vote For 2

	TOTAL	VOTE %
Kate Delany	44	11.11%
Samuel E. Sweet	27	6.82%
Louis Cappelli Jr.	161	40.66%
Jonathan L. Young Sr.	164	41.41%
Write-In Totals	0	0.00%
Total Votes Cast	396	100.00%
Overvotes	28	
Undervotes	44	

Winslow Ward 3 District 5

DEM Mayor Winslow Township

Vote For 1

	TOTAL	VOTE %	
Marie D. Lawrence	220	98.65%	<div style="width: 98.65%; background-color: #f1c40f;"></div>
Write-In Totals	3	1.35%	<div style="width: 1.35%; background-color: #95a5a6;"></div>
Total Votes Cast	223	100.00%	<div style="width: 100%; background-color: #f1c40f;"></div>
Overvotes	1		
Undervotes	10		

DEM Member of Township Committee Winslow Township - Ward 3

Vote For 1

	TOTAL	VOTE %	
Jacquelyn Lee	222	99.55%	<div style="width: 99.55%; background-color: #f1c40f;"></div>
Write-In Totals	1	0.45%	<div style="width: 0.45%; background-color: #95a5a6;"></div>
Total Votes Cast	223	100.00%	<div style="width: 100%; background-color: #f1c40f;"></div>
Overvotes	1		
Undervotes	10		

DEM Members of County Committee Winslow Township - Ward 3

Vote For 1

	TOTAL	VOTE %	
Cam Co Dem Comm Inc	212	100.00%	<div style="width: 100%; background-color: #f1c40f;"></div>
Total Votes Cast	212	100.00%	<div style="width: 100%; background-color: #f1c40f;"></div>
Overvotes	0		
Undervotes	22		

REP Member of State Senate 4th Legislative District

Vote For 1

	TOTAL	VOTE %	
Christopher W. DeIborrello	9	50.00%	<div style="width: 50%; background-color: #f1c40f;"></div>
Nick DeSilvio	8	44.44%	<div style="width: 44.44%; background-color: #f1c40f;"></div>
Write-In Totals	1	5.56%	<div style="width: 5.56%; background-color: #95a5a6;"></div>
Total Votes Cast	18	100.00%	<div style="width: 100%; background-color: #f1c40f;"></div>
Overvotes	2		
Undervotes	0		

REP Members of the General Assembly 4th Legislative District

Vote For 2

	TOTAL	VOTE %	
Matthew P. Walker	9	26.47%	<div style="width: 26.47%; background-color: #f1c40f;"></div>
Amanda Esposito	7	20.59%	<div style="width: 20.59%; background-color: #f1c40f;"></div>
Denise Gonzalez	6	17.65%	<div style="width: 17.65%; background-color: #f1c40f;"></div>
Michael Clark	6	17.65%	<div style="width: 17.65%; background-color: #f1c40f;"></div>
John M. Keating	4	11.76%	<div style="width: 11.76%; background-color: #f1c40f;"></div>
Write-In Totals	2	5.88%	<div style="width: 5.88%; background-color: #95a5a6;"></div>
Total Votes Cast	34	100.00%	<div style="width: 100%; background-color: #f1c40f;"></div>
Overvotes	6		
Undervotes	0		

Winslow Ward 3 District 5

REP Members of the Board of County Commissioners

Vote For 2

	TOTAL	VOTE %	
Jason Fanning	15	48.39%	<div style="width: 48.39%; background-color: #f1c232;"></div>
Norman C. Rebel Jr.	14	45.16%	<div style="width: 45.16%; background-color: #f1c232;"></div>
Write-In Totals	2	6.45%	<div style="width: 6.45%; background-color: #f1c232;"></div>
Total Votes Cast	31	100.00%	<div style="width: 100%; background-color: #f1c232;"></div>
Overvotes	0		
Undervotes	9		

REP Mayor Winslow Township

Vote For 1

	TOTAL	VOTE %	
Brandon Glikas	19	95.00%	<div style="width: 95.00%; background-color: #f1c232;"></div>
Write-In Totals	1	5.00%	<div style="width: 5.00%; background-color: #f1c232;"></div>
Total Votes Cast	20	100.00%	<div style="width: 100%; background-color: #f1c232;"></div>
Overvotes	0		
Undervotes	0		

REP Member of Township Committee Winslow Township - Ward 3




Vote For 1

	TOTAL	VOTE %	
Linda A. Young	18	94.74%	<div style="width: 94.74%; background-color: #f1c232;"></div>
Write-In Totals	1	5.26%	<div style="width: 5.26%; background-color: #f1c232;"></div>
Total Votes Cast	19	100.00%	<div style="width: 100%; background-color: #f1c232;"></div>
Overvotes	0		
Undervotes	1		





Winslow Ward 4 District 1

Statistics	TOTAL
Registered Voters - Total	883
Registered Voters - NONPARTISAN	279
Registered Voters - DEMOCRAT	384
Registered Voters - REPUBLICAN	220
Ballots Cast - Total	184
Ballots Cast - NONPARTISAN	0
Ballots Cast - DEMOCRAT	122
Ballots Cast - REPUBLICAN	62
Ballots Cast - Blank	2
Voter Turnout - Total	20.84%
Voter Turnout - NONPARTISAN	0.00%
Voter Turnout - DEMOCRAT	31.77%
Voter Turnout - REPUBLICAN	28.18%







DEM Member of State Senate 4th Legislative District Vote For 1

	TOTAL	VOTE %	
Paul D. Moriarty	110	100.00%	
Write-In Totals	0	0.00%	
Total Votes Cast	110	100.00%	
Overvotes	0		
Undervotes	12		

DEM Members of the General Assembly 4th Legislative District Vote For 2

	TOTAL	VOTE %	
Dan Hutchison	106	50.72%	
Cody D. Miller	103	49.28%	
Write-In Totals	0	0.00%	
Total Votes Cast	209	100.00%	
Overvotes	0		
Undervotes	35		

DEM Members of the Board of County Commissioners Vote For 2

	TOTAL	VOTE %	
Kate Delany	34	15.11%	
Samuel E. Sweet	20	8.89%	
Louis Cappelli Jr.	93	41.33%	
Jonathan L. Young Sr.	78	34.67%	
Write-In Totals	0	0.00%	
Total Votes Cast	225	100.00%	
Overvotes	8		
Undervotes	11		

Winslow Ward 4 District 1

DEM Mayor Winslow Township

Vote For 1

	TOTAL	VOTE %	
Marie D. Lawrence	111	100.00%	<div style="width: 100%; height: 10px; background-color: #f0e68c;"></div>
Write-In Totals	0	0.00%	<div style="width: 0%; height: 10px; background-color: #d3d3d3;"></div>
Total Votes Cast	111	100.00%	<div style="width: 100%; height: 10px; background-color: #f0e68c;"></div>
Overvotes	0		
Undervotes	11		

DEM Member of Township Committee Winslow Township - Ward 4

Vote For 1

	TOTAL	VOTE %	
Charles Flamini	114	100.00%	<div style="width: 100%; height: 10px; background-color: #f0e68c;"></div>
Write-In Totals	0	0.00%	<div style="width: 0%; height: 10px; background-color: #d3d3d3;"></div>
Total Votes Cast	114	100.00%	<div style="width: 100%; height: 10px; background-color: #f0e68c;"></div>
Overvotes	0		
Undervotes	8		

DEM Members of County Committee Winslow Township - Ward 4

Vote For 1

	TOTAL	VOTE %	
Cam Co Dem Comm Inc	110	100.00%	<div style="width: 100%; height: 10px; background-color: #f0e68c;"></div>
Total Votes Cast	110	100.00%	<div style="width: 100%; height: 10px; background-color: #f0e68c;"></div>
Overvotes	0		
Undervotes	12		

REP Member of State Senate 4th Legislative District

Vote For 1

	TOTAL	VOTE %	
Christopher W. DeIborrello	30	50.00%	<div style="width: 50%; height: 10px; background-color: #f0e68c;"></div>
Nick DeSilvio	30	50.00%	<div style="width: 50%; height: 10px; background-color: #f0e68c;"></div>
Write-In Totals	0	0.00%	<div style="width: 0%; height: 10px; background-color: #d3d3d3;"></div>
Total Votes Cast	60	100.00%	<div style="width: 100%; height: 10px; background-color: #f0e68c;"></div>
Overvotes	0		
Undervotes	2		

REP Members of the General Assembly 4th Legislative District

Vote For 2

	TOTAL	VOTE %	
Matthew P. Walker	33	27.73%	<div style="width: 27.73%; height: 10px; background-color: #f0e68c;"></div>
Amanda Esposito	24	20.17%	<div style="width: 20.17%; height: 10px; background-color: #f0e68c;"></div>
Denise Gonzalez	21	17.65%	<div style="width: 17.65%; height: 10px; background-color: #f0e68c;"></div>
Michael Clark	29	24.37%	<div style="width: 24.37%; height: 10px; background-color: #f0e68c;"></div>
John M. Keating	12	10.08%	<div style="width: 10.08%; height: 10px; background-color: #f0e68c;"></div>
Write-In Totals	0	0.00%	<div style="width: 0%; height: 10px; background-color: #d3d3d3;"></div>
Total Votes Cast	119	100.00%	<div style="width: 100%; height: 10px; background-color: #f0e68c;"></div>
Overvotes	0		
Undervotes	5		

Winslow Ward 4 District 1

REP Members of the Board of County Commissioners

Vote For 2

	TOTAL	VOTE %	
Jason Fanning	47	51.65%	<div style="width: 51.65%; background-color: #f0e68c;"></div>
Norman C. Rebel Jr.	44	48.35%	<div style="width: 48.35%; background-color: #f0e68c;"></div>
Write-In Totals	0	0.00%	<div style="width: 0%; background-color: #f0e68c;"></div>
Total Votes Cast	91	100.00%	<div style="width: 100%; background-color: #f0e68c;"></div>
Overvotes	0		
Undervotes	33		

REP Mayor Winslow Township

Vote For 1

	TOTAL	VOTE %	
Brandon Glikas	51	100.00%	<div style="width: 100%; background-color: #f0e68c;"></div>
Write-In Totals	0	0.00%	<div style="width: 0%; background-color: #f0e68c;"></div>
Total Votes Cast	51	100.00%	<div style="width: 100%; background-color: #f0e68c;"></div>
Overvotes	0		
Undervotes	11		

REP Member of Township Committee Winslow Township - Ward 4

Vote For 1

	TOTAL	VOTE %	
Jonathan Craig	50	100.00%	<div style="width: 100%; background-color: #f0e68c;"></div>
Write-In Totals	0	0.00%	<div style="width: 0%; background-color: #f0e68c;"></div>
Total Votes Cast	50	100.00%	<div style="width: 100%; background-color: #f0e68c;"></div>
Overvotes	0		
Undervotes	12		

Winslow Ward 4 District 2

Statistics	TOTAL
Registered Voters - Total	1,890
Registered Voters - NONPARTISAN	610
Registered Voters - DEMOCRAT	1,058
Registered Voters - REPUBLICAN	222
Ballots Cast - Total	233
Ballots Cast - NONPARTISAN	0
Ballots Cast - DEMOCRAT	194
Ballots Cast - REPUBLICAN	39
Ballots Cast - Blank	0
Voter Turnout - Total	12.33%
Voter Turnout - NONPARTISAN	0.00%
Voter Turnout - DEMOCRAT	18.34%
Voter Turnout - REPUBLICAN	17.57%

DEM Member of State Senate 4th Legislative District Vote For 1

	TOTAL	VOTE %	
Paul D. Moriarty	184	100.00%	<div style="width: 100%; height: 10px; background-color: #ffc107;"></div>
Write-In Totals	0	0.00%	<div style="width: 0%; height: 10px; background-color: #6c757d;"></div>
Total Votes Cast	184	100.00%	<div style="width: 100%; height: 10px; background-color: #ffc107;"></div>
Overvotes	0		
Undervotes	10		

DEM Members of the General Assembly 4th Legislative District Vote For 2

	TOTAL	VOTE %	
Dan Hutchison	173	49.43%	<div style="width: 49.43%; height: 10px; background-color: #ffc107;"></div>
Cody D. Miller	175	50.00%	<div style="width: 50.00%; height: 10px; background-color: #ffc107;"></div>
Write-In Totals	2	0.57%	<div style="width: 0.57%; height: 10px; background-color: #6c757d;"></div>
Total Votes Cast	350	100.00%	<div style="width: 100%; height: 10px; background-color: #ffc107;"></div>
Overvotes	0		
Undervotes	38		

DEM Members of the Board of County Commissioners Vote For 2

	TOTAL	VOTE %	
Kate Delany	51	14.49%	<div style="width: 14.49%; height: 10px; background-color: #ffc107;"></div>
Samuel E. Sweet	39	11.08%	<div style="width: 11.08%; height: 10px; background-color: #ffc107;"></div>
Louis Cappelli Jr.	132	37.50%	<div style="width: 37.50%; height: 10px; background-color: #ffc107;"></div>
Jonathan L. Young Sr.	130	36.93%	<div style="width: 36.93%; height: 10px; background-color: #ffc107;"></div>
Write-In Totals	0	0.00%	<div style="width: 0.00%; height: 10px; background-color: #6c757d;"></div>
Total Votes Cast	352	100.00%	<div style="width: 100%; height: 10px; background-color: #ffc107;"></div>
Overvotes	20		
Undervotes	16		

Winslow Ward 4 District 2

DEM Mayor Winslow Township

Vote For 1

	TOTAL	VOTE %	
Marie D. Lawrence	178	99.44%	<div style="width: 99.44%; background-color: #f1c232;"></div>
Write-In Totals	1	0.56%	<div style="width: 0.56%; background-color: #cccccc;"></div>
Total Votes Cast	179	100.00%	<div style="width: 100.00%; background-color: #f1c232;"></div>
Overvotes	0		
Undervotes	15		

DEM Member of Township Committee Winslow Township - Ward 4

Vote For 1

	TOTAL	VOTE %	
Charles Flamini	179	99.44%	<div style="width: 99.44%; background-color: #f1c232;"></div>
Write-In Totals	1	0.56%	<div style="width: 0.56%; background-color: #cccccc;"></div>
Total Votes Cast	180	100.00%	<div style="width: 100.00%; background-color: #f1c232;"></div>
Overvotes	0		
Undervotes	14		

DEM Members of County Committee Winslow Township - Ward 4

Vote For 1

	TOTAL	VOTE %	
Cam Co Dem Comm Inc	177	100.00%	<div style="width: 100.00%; background-color: #f1c232;"></div>
Total Votes Cast	177	100.00%	<div style="width: 100.00%; background-color: #f1c232;"></div>
Overvotes	0		
Undervotes	17		

REP Member of State Senate 4th Legislative District

Vote For 1

	TOTAL	VOTE %	
Christopher W. DeIborrello	19	48.72%	<div style="width: 48.72%; background-color: #f1c232;"></div>
Nick DeSilvio	20	51.28%	<div style="width: 51.28%; background-color: #cccccc;"></div>
Write-In Totals	0	0.00%	<div style="width: 0.00%; background-color: #cccccc;"></div>
Total Votes Cast	39	100.00%	<div style="width: 100.00%; background-color: #f1c232;"></div>
Overvotes	0		
Undervotes	0		

REP Members of the General Assembly 4th Legislative District

Vote For 2

	TOTAL	VOTE %	
Matthew P. Walker	19	26.03%	<div style="width: 26.03%; background-color: #f1c232;"></div>
Amanda Esposito	19	26.03%	<div style="width: 26.03%; background-color: #cccccc;"></div>
Denise Gonzalez	14	19.18%	<div style="width: 19.18%; background-color: #f1c232;"></div>
Michael Clark	17	23.29%	<div style="width: 23.29%; background-color: #cccccc;"></div>
John M. Keating	4	5.48%	<div style="width: 5.48%; background-color: #f1c232;"></div>
Write-In Totals	0	0.00%	<div style="width: 0.00%; background-color: #cccccc;"></div>
Total Votes Cast	73	100.00%	<div style="width: 100.00%; background-color: #f1c232;"></div>
Overvotes	2		
Undervotes	3		

Winslow Ward 4 District 2

REP Members of the Board of County Commissioners

Vote For 2

	TOTAL	VOTE %	
Jason Fanning	35	50.72%	<div style="width: 50.72%; background-color: #f1c40f;"></div>
Norman C. Rebel Jr.	34	49.28%	<div style="width: 49.28%; background-color: #f1c40f;"></div>
Write-In Totals	0	0.00%	<div style="width: 0%; background-color: #f1c40f;"></div>
Total Votes Cast	69	100.00%	<div style="width: 100%; background-color: #f1c40f;"></div>
Overvotes	0		
Undervotes	9		

REP Mayor Winslow Township

Vote For 1

	TOTAL	VOTE %	
Brandon Glikas	38	100.00%	<div style="width: 100%; background-color: #f1c40f;"></div>
Write-In Totals	0	0.00%	<div style="width: 0%; background-color: #f1c40f;"></div>
Total Votes Cast	38	100.00%	<div style="width: 100%; background-color: #f1c40f;"></div>
Overvotes	0		
Undervotes	1		

REP Member of Township Committee Winslow Township - Ward 4




Vote For 1

	TOTAL	VOTE %	
Jonathan Craig	39	100.00%	<div style="width: 100%; background-color: #f1c40f;"></div>
Write-In Totals	0	0.00%	<div style="width: 0%; background-color: #f1c40f;"></div>
Total Votes Cast	39	100.00%	<div style="width: 100%; background-color: #f1c40f;"></div>
Overvotes	0		
Undervotes	0		





Winslow Ward 4 District 3

Statistics	TOTAL
Registered Voters - Total	2,066
Registered Voters - NONPARTISAN	678
Registered Voters - DEMOCRAT	1,082
Registered Voters - REPUBLICAN	306
Ballots Cast - Total	228
Ballots Cast - NONPARTISAN	0
Ballots Cast - DEMOCRAT	188
Ballots Cast - REPUBLICAN	40
Ballots Cast - Blank	0
Voter Turnout - Total	11.04%
Voter Turnout - NONPARTISAN	0.00%
Voter Turnout - DEMOCRAT	17.38%
Voter Turnout - REPUBLICAN	13.07%







DEM Member of State Senate 4th Legislative District Vote For 1

	TOTAL	VOTE %	
Paul D. Moriarty	176	98.88%	
Write-In Totals	2	1.12%	
Total Votes Cast	178	100.00%	
Overvotes	0		
Undervotes	10		

DEM Members of the General Assembly 4th Legislative District Vote For 2

	TOTAL	VOTE %	
Dan Hutchison	169	49.71%	
Cody D. Miller	170	50.00%	
Write-In Totals	1	0.29%	
Total Votes Cast	340	100.00%	
Overvotes	0		
Undervotes	36		

DEM Members of the Board of County Commissioners Vote For 2

	TOTAL	VOTE %	
Kate Delany	59	18.21%	
Samuel E. Sweet	35	10.80%	
Louis Cappelli Jr.	113	34.88%	
Jonathan L. Young Sr.	117	36.11%	
Write-In Totals	0	0.00%	
Total Votes Cast	324	100.00%	
Overvotes	38		
Undervotes	14		

Winslow Ward 4 District 3

DEM Mayor Winslow Township

Vote For 1

	TOTAL	VOTE %	
Marie D. Lawrence	175	99.43%	<div style="width: 99.43%; background-color: #f1c40f;"></div>
Write-In Totals	1	0.57%	<div style="width: 0.57%; background-color: #95a5a6;"></div>
Total Votes Cast	176	100.00%	<div style="width: 100%; background-color: #f1c40f;"></div>
Overvotes	0		
Undervotes	12		

DEM Member of Township Committee Winslow Township - Ward 4

Vote For 1

	TOTAL	VOTE %	
Charles Flamini	176	100.00%	<div style="width: 100%; background-color: #f1c40f;"></div>
Write-In Totals	0	0.00%	<div style="width: 0%; background-color: #95a5a6;"></div>
Total Votes Cast	176	100.00%	<div style="width: 100%; background-color: #f1c40f;"></div>
Overvotes	0		
Undervotes	12		

DEM Members of County Committee Winslow Township - Ward 4

Vote For 1

	TOTAL	VOTE %	
Cam Co Dem Comm Inc	176	100.00%	<div style="width: 100%; background-color: #f1c40f;"></div>
Total Votes Cast	176	100.00%	<div style="width: 100%; background-color: #f1c40f;"></div>
Overvotes	0		
Undervotes	12		

REP Member of State Senate 4th Legislative District

Vote For 1

	TOTAL	VOTE %	
Christopher W. DelBorrello	24	60.00%	<div style="width: 60%; background-color: #f1c40f;"></div>
Nick DeSilvio	16	40.00%	<div style="width: 40%; background-color: #f1c40f;"></div>
Write-In Totals	0	0.00%	<div style="width: 0%; background-color: #95a5a6;"></div>
Total Votes Cast	40	100.00%	<div style="width: 100%; background-color: #f1c40f;"></div>
Overvotes	0		
Undervotes	0		

REP Members of the General Assembly 4th Legislative District

Vote For 2

	TOTAL	VOTE %	
Matthew P. Walker	23	30.67%	<div style="width: 30.67%; background-color: #f1c40f;"></div>
Amanda Esposito	21	28.00%	<div style="width: 28%; background-color: #f1c40f;"></div>
Denise Gonzalez	9	12.00%	<div style="width: 12%; background-color: #f1c40f;"></div>
Michael Clark	12	16.00%	<div style="width: 16%; background-color: #f1c40f;"></div>
John M. Keating	10	13.33%	<div style="width: 13.33%; background-color: #f1c40f;"></div>
Write-In Totals	0	0.00%	<div style="width: 0%; background-color: #95a5a6;"></div>
Total Votes Cast	75	100.00%	<div style="width: 100%; background-color: #f1c40f;"></div>
Overvotes	2		
Undervotes	3		

Winslow Ward 4 District 3

REP Members of the Board of County Commissioners

Vote For 2

	TOTAL	VOTE %	
Jason Fanning	36	49.32%	<div style="width: 49.32%; background-color: #f1c40f;"></div>
Norman C. Rebel Jr.	37	50.68%	<div style="width: 50.68%; background-color: #f1c40f;"></div>
Write-In Totals	0	0.00%	<div style="width: 0%; background-color: #f1c40f;"></div>
Total Votes Cast	73	100.00%	<div style="width: 100%; background-color: #f1c40f;"></div>
Overvotes	0		
Undervotes	7		

REP Mayor Winslow Township

Vote For 1

	TOTAL	VOTE %	
Brandon Glikas	38	97.44%	<div style="width: 97.44%; background-color: #f1c40f;"></div>
Write-In Totals	1	2.56%	<div style="width: 2.56%; background-color: #f1c40f;"></div>
Total Votes Cast	39	100.00%	<div style="width: 100%; background-color: #f1c40f;"></div>
Overvotes	0		
Undervotes	1		

REP Member of Township Committee Winslow Township - Ward 4

Vote For 1

	TOTAL	VOTE %	
Jonathan Craig	38	100.00%	<div style="width: 100%; background-color: #f1c40f;"></div>
Write-In Totals	0	0.00%	<div style="width: 0%; background-color: #f1c40f;"></div>
Total Votes Cast	38	100.00%	<div style="width: 100%; background-color: #f1c40f;"></div>
Overvotes	0		
Undervotes	2		

Winslow Ward 4 District 4

Statistics	TOTAL
Registered Voters - Total	1,416
Registered Voters - NONPARTISAN	468
Registered Voters - DEMOCRAT	752
Registered Voters - REPUBLICAN	196
Ballots Cast - Total	190
Ballots Cast - NONPARTISAN	0
Ballots Cast - DEMOCRAT	144
Ballots Cast - REPUBLICAN	46
Ballots Cast - Blank	0
Voter Turnout - Total	13.42%
Voter Turnout - NONPARTISAN	0.00%
Voter Turnout - DEMOCRAT	19.15%
Voter Turnout - REPUBLICAN	23.47%

DEM Member of State Senate 4th Legislative District Vote For 1

	TOTAL	VOTE %	
Paul D. Moriarty	137	99.28%	
Write-In Totals	1	0.72%	
Total Votes Cast	138	100.00%	
Overvotes	0		
Undervotes	6		

DEM Members of the General Assembly 4th Legislative District Vote For 2

	TOTAL	VOTE %	
Dan Hutchison	127	49.42%	
Cody D. Miller	128	49.81%	
Write-In Totals	2	0.78%	
Total Votes Cast	257	100.00%	
Overvotes	0		
Undervotes	31		

DEM Members of the Board of County Commissioners Vote For 2

	TOTAL	VOTE %	
Kate Delany	38	15.02%	
Samuel E. Sweet	26	10.28%	
Louis Cappelli Jr.	96	37.94%	
Jonathan L. Young Sr.	93	36.76%	
Write-In Totals	0	0.00%	
Total Votes Cast	253	100.00%	
Overvotes	16		
Undervotes	19		

Winslow Ward 4 District 4

DEM Mayor Winslow Township

Vote For 1

	TOTAL	VOTE %	
Marie D. Lawrence	135	99.26%	<div style="width: 99.26%; background-color: #f0e68c;"></div>
Write-In Totals	1	0.74%	<div style="width: 0.74%; background-color: #d3d3d3;"></div>
Total Votes Cast	136	100.00%	<div style="width: 100%; background-color: #f0e68c;"></div>
Overvotes	0		
Undervotes	8		

DEM Member of Township Committee Winslow Township - Ward 4

Vote For 1

	TOTAL	VOTE %	
Charles Flamini	135	99.26%	<div style="width: 99.26%; background-color: #f0e68c;"></div>
Write-In Totals	1	0.74%	<div style="width: 0.74%; background-color: #d3d3d3;"></div>
Total Votes Cast	136	100.00%	<div style="width: 100%; background-color: #f0e68c;"></div>
Overvotes	0		
Undervotes	8		

DEM Members of County Committee Winslow Township - Ward 4

Vote For 1

	TOTAL	VOTE %	
Cam Co Dem Comm Inc	133	100.00%	<div style="width: 100%; background-color: #f0e68c;"></div>
Total Votes Cast	133	100.00%	<div style="width: 100%; background-color: #f0e68c;"></div>
Overvotes	0		
Undervotes	11		

REP Member of State Senate 4th Legislative District

Vote For 1

	TOTAL	VOTE %	
Christopher W. DelBorrello	27	60.00%	<div style="width: 60%; background-color: #f0e68c;"></div>
Nick DeSilvio	18	40.00%	<div style="width: 40%; background-color: #f0e68c;"></div>
Write-In Totals	0	0.00%	<div style="width: 0%; background-color: #d3d3d3;"></div>
Total Votes Cast	45	100.00%	<div style="width: 100%; background-color: #f0e68c;"></div>
Overvotes	0		
Undervotes	1		

REP Members of the General Assembly 4th Legislative District

Vote For 2

	TOTAL	VOTE %	
Matthew P. Walker	28	31.46%	<div style="width: 31.46%; background-color: #f0e68c;"></div>
Amanda Esposito	23	25.84%	<div style="width: 25.84%; background-color: #f0e68c;"></div>
Denise Gonzalez	15	16.85%	<div style="width: 16.85%; background-color: #f0e68c;"></div>
Michael Clark	16	17.98%	<div style="width: 17.98%; background-color: #f0e68c;"></div>
John M. Keating	7	7.87%	<div style="width: 7.87%; background-color: #f0e68c;"></div>
Write-In Totals	0	0.00%	<div style="width: 0%; background-color: #d3d3d3;"></div>
Total Votes Cast	89	100.00%	<div style="width: 100%; background-color: #f0e68c;"></div>
Overvotes	0		
Undervotes	3		

Winslow Ward 4 District 4

REP Members of the Board of County Commissioners

Vote For 2

	TOTAL	VOTE %	
Jason Fanning	41	52.56%	<div style="width: 52.56%;"><div style="width: 52.56%;"></div></div>
Norman C. Rebel Jr.	37	47.44%	<div style="width: 47.44%;"><div style="width: 47.44%;"></div></div>
Write-In Totals	0	0.00%	<div style="width: 0%;"><div style="width: 0%;"></div></div>
Total Votes Cast	78	100.00%	<div style="width: 100%;"><div style="width: 100%;"></div></div>
Overvotes	0		
Undervotes	14		

REP Mayor Winslow Township

Vote For 1

	TOTAL	VOTE %	
Brandon Glikas	43	100.00%	<div style="width: 100%;"><div style="width: 100%;"></div></div>
Write-In Totals	0	0.00%	<div style="width: 0%;"><div style="width: 0%;"></div></div>
Total Votes Cast	43	100.00%	<div style="width: 100%;"><div style="width: 100%;"></div></div>
Overvotes	0		
Undervotes	3		

REP Member of Township Committee Winslow Township - Ward 4

Vote For 1

	TOTAL	VOTE %	
Jonathan Craig	41	100.00%	<div style="width: 100%;"><div style="width: 100%;"></div></div>
Write-In Totals	0	0.00%	<div style="width: 0%;"><div style="width: 0%;"></div></div>
Total Votes Cast	41	100.00%	<div style="width: 100%;"><div style="width: 100%;"></div></div>
Overvotes	0		
Undervotes	5		

Winslow Ward 4 District 5

Statistics	TOTAL
Registered Voters - Total	1,786
Registered Voters - NONPARTISAN	558
Registered Voters - DEMOCRAT	1,018
Registered Voters - REPUBLICAN	210
Ballots Cast - Total	218
Ballots Cast - NONPARTISAN	0
Ballots Cast - DEMOCRAT	179
Ballots Cast - REPUBLICAN	39
Ballots Cast - Blank	0
Voter Turnout - Total	12.21%
Voter Turnout - NONPARTISAN	0.00%
Voter Turnout - DEMOCRAT	17.58%
Voter Turnout - REPUBLICAN	18.57%

DEM Member of State Senate 4th Legislative District Vote For 1

	TOTAL	VOTE %	
Paul D. Moriarty	164	100.00%	<div style="width: 100%; height: 10px; background-color: #ffc107;"></div>
Write-In Totals	0	0.00%	<div style="width: 0%; height: 10px; background-color: #6c757d;"></div>
Total Votes Cast	164	100.00%	<div style="width: 100%; height: 10px; background-color: #ffc107;"></div>
Overvotes	0		
Undervotes	15		

DEM Members of the General Assembly 4th Legislative District Vote For 2

	TOTAL	VOTE %	
Dan Hutchison	147	50.34%	<div style="width: 50.34%; height: 10px; background-color: #ffc107;"></div>
Cody D. Miller	145	49.66%	<div style="width: 49.66%; height: 10px; background-color: #ffc107;"></div>
Write-In Totals	0	0.00%	<div style="width: 0%; height: 10px; background-color: #6c757d;"></div>
Total Votes Cast	292	100.00%	<div style="width: 100%; height: 10px; background-color: #ffc107;"></div>
Overvotes	0		
Undervotes	66		

DEM Members of the Board of County Commissioners Vote For 2

	TOTAL	VOTE %	
Kate Delany	67	21.27%	<div style="width: 21.27%; height: 10px; background-color: #ffc107;"></div>
Samuel E. Sweet	43	13.65%	<div style="width: 13.65%; height: 10px; background-color: #ffc107;"></div>
Louis Cappelli Jr.	106	33.65%	<div style="width: 33.65%; height: 10px; background-color: #ffc107;"></div>
Jonathan L. Young Sr.	99	31.43%	<div style="width: 31.43%; height: 10px; background-color: #ffc107;"></div>
Write-In Totals	0	0.00%	<div style="width: 0%; height: 10px; background-color: #6c757d;"></div>
Total Votes Cast	315	100.00%	<div style="width: 100%; height: 10px; background-color: #ffc107;"></div>
Overvotes	17		
Undervotes	26		

Winslow Ward 4 District 5

DEM Mayor Winslow Township

Vote For 1

	TOTAL	VOTE %	
Marie D. Lawrence	159	100.00%	<div style="width: 100%; height: 10px; background-color: #ffc107;"></div>
Write-In Totals	0	0.00%	<div style="width: 0%; height: 10px; background-color: #6c757d;"></div>
Total Votes Cast	159	100.00%	<div style="width: 100%; height: 10px; background-color: #ffc107;"></div>
Overvotes	0		
Undervotes	20		

DEM Member of Township Committee Winslow Township - Ward 4

Vote For 1

	TOTAL	VOTE %	
Charles Flamini	160	99.38%	<div style="width: 99.38%; height: 10px; background-color: #ffc107;"></div>
Write-In Totals	1	0.62%	<div style="width: 0.62%; height: 10px; background-color: #6c757d;"></div>
Total Votes Cast	161	100.00%	<div style="width: 100%; height: 10px; background-color: #ffc107;"></div>
Overvotes	0		
Undervotes	18		

DEM Members of County Committee Winslow Township - Ward 4

Vote For 1

	TOTAL	VOTE %	
Cam Co Dem Comm Inc	159	100.00%	<div style="width: 100%; height: 10px; background-color: #ffc107;"></div>
Total Votes Cast	159	100.00%	<div style="width: 100%; height: 10px; background-color: #ffc107;"></div>
Overvotes	0		
Undervotes	20		

REP Member of State Senate 4th Legislative District

Vote For 1

	TOTAL	VOTE %	
Christopher W. DelBorrello	24	64.86%	<div style="width: 64.86%; height: 10px; background-color: #ffc107;"></div>
Nick DeSilvio	13	35.14%	<div style="width: 35.14%; height: 10px; background-color: #ffc107;"></div>
Write-In Totals	0	0.00%	<div style="width: 0%; height: 10px; background-color: #6c757d;"></div>
Total Votes Cast	37	100.00%	<div style="width: 100%; height: 10px; background-color: #ffc107;"></div>
Overvotes	1		
Undervotes	1		

REP Members of the General Assembly 4th Legislative District





Vote For 2

	TOTAL	VOTE %	
Matthew P. Walker	25	37.31%	<div style="width: 37.31%; height: 10px; background-color: #ffc107;"></div>
Amanda Esposito	20	29.85%	<div style="width: 29.85%; height: 10px; background-color: #ffc107;"></div>
Denise Gonzalez	9	13.43%	<div style="width: 13.43%; height: 10px; background-color: #ffc107;"></div>
Michael Clark	12	17.91%	<div style="width: 17.91%; height: 10px; background-color: #ffc107;"></div>
John M. Keating	1	1.49%	<div style="width: 1.49%; height: 10px; background-color: #ffc107;"></div>
Write-In Totals	0	0.00%	<div style="width: 0%; height: 10px; background-color: #6c757d;"></div>
Total Votes Cast	67	100.00%	<div style="width: 100%; height: 10px; background-color: #ffc107;"></div>
Overvotes	10		
Undervotes	1		

Winslow Ward 4 District 5




REP Members of the Board of County Commissioners

Vote For 2

	TOTAL	VOTE %	
Jason Fanning	33	50.00%	
Norman C. Rebel Jr.	32	48.48%	
Write-In Totals	1	1.52%	
Total Votes Cast	66	100.00%	
Overvotes	0		
Undervotes	12		




REP Mayor Winslow Township

Vote For 1

	TOTAL	VOTE %	
Brandon Glikas	35	100.00%	
Write-In Totals	0	0.00%	
Total Votes Cast	35	100.00%	
Overvotes	0		
Undervotes	4		

REP Member of Township Committee Winslow Township - Ward 4

Vote For 1

	TOTAL	VOTE %	
Jonathan Craig	34	97.14%	
Write-In Totals	1	2.86%	
Total Votes Cast	35	100.00%	
Overvotes	0		
Undervotes	4		

Woodlynne District 1 Suppressed

Statistics	TOTAL
Registered Voters - Total	948
Registered Voters - NONPARTISAN	357
Registered Voters - DEMOCRAT	526
Registered Voters - REPUBLICAN	65
Ballots Cast - Total	76
Ballots Cast - NONPARTISAN	0
Ballots Cast - DEMOCRAT	65
Ballots Cast - REPUBLICAN	11
Ballots Cast - Blank	0
Voter Turnout - Total	8.02%
Voter Turnout - NONPARTISAN	0.00%
Voter Turnout - DEMOCRAT	12.36%
Voter Turnout - REPUBLICAN	16.92%

DEM Member of State Senate 5th Legislative District Vote For 1

	TOTAL	VOTE %	
Nilsa Cruz-Perez	56	100.00%	<div style="width: 100%; height: 10px; background-color: #ffc107;"></div>
Write-In Totals	0	0.00%	<div style="width: 0%; height: 10px; background-color: #6c757d;"></div>
Total Votes Cast	56	100.00%	<div style="width: 100%; height: 10px; background-color: #ffc107;"></div>
Overvotes	0		
Undervotes	9		

DEM Members of the General Assembly 5th Legislative District Vote For 2

	TOTAL	VOTE %	
William F. Moen Jr.	54	49.09%	<div style="width: 49.09%; height: 10px; background-color: #ffc107;"></div>
William W. Spearman	56	50.91%	<div style="width: 50.91%; height: 10px; background-color: #ffc107;"></div>
Write-In Totals	0	0.00%	<div style="width: 0%; height: 10px; background-color: #6c757d;"></div>
Total Votes Cast	110	100.00%	<div style="width: 100%; height: 10px; background-color: #ffc107;"></div>
Overvotes	0		
Undervotes	20		

DEM Members of the Board of County Commissioners Vote For 2

	TOTAL	VOTE %	
Kate Delany	14	13.46%	<div style="width: 13.46%; height: 10px; background-color: #ffc107;"></div>
Samuel E. Sweet	11	10.58%	<div style="width: 10.58%; height: 10px; background-color: #ffc107;"></div>
Louis Cappelli Jr.	41	39.42%	<div style="width: 39.42%; height: 10px; background-color: #ffc107;"></div>
Jonathan L. Young Sr.	38	36.54%	<div style="width: 36.54%; height: 10px; background-color: #ffc107;"></div>
Write-In Totals	0	0.00%	<div style="width: 0%; height: 10px; background-color: #6c757d;"></div>
Total Votes Cast	104	100.00%	<div style="width: 100%; height: 10px; background-color: #ffc107;"></div>
Overvotes	12		
Undervotes	14		

Woodlynne District 1 Suppressed

DEM Mayor Woodlynne Borough

Vote For 1

	TOTAL	VOTE %	
Joseph Chukwueke	48	94.12%	<div style="width: 94.12%;"><div style="width: 94.12%;"></div></div>
Write-In Totals	3	5.88%	<div style="width: 5.88%;"><div style="width: 5.88%;"></div></div>
Total Votes Cast	51	100.00%	<div style="width: 100.00%;"><div style="width: 100.00%;"></div></div>
Overvotes	0		
Undervotes	14		

DEM Members of Council Woodlynne Borough

Vote For 2

	TOTAL	VOTE %	
Pablo Fuentes	53	49.07%	<div style="width: 49.07%;"><div style="width: 49.07%;"></div></div>
Lavar Edwards	53	49.07%	<div style="width: 49.07%;"><div style="width: 49.07%;"></div></div>
Write-In Totals	2	1.85%	<div style="width: 1.85%;"><div style="width: 1.85%;"></div></div>
Total Votes Cast	108	100.00%	<div style="width: 100.00%;"><div style="width: 100.00%;"></div></div>
Overvotes	0		
Undervotes	22		

DEM Male Members of County Committee Woodlynne Borough

Vote For 2

	TOTAL	VOTE %	
Wilfredo Rodriguez	51	49.04%	<div style="width: 49.04%;"><div style="width: 49.04%;"></div></div>
Edwin Fontanez	53	50.96%	<div style="width: 50.96%;"><div style="width: 50.96%;"></div></div>
Write-In Totals	0	0.00%	<div style="width: 0.00%;"><div style="width: 0.00%;"></div></div>
Total Votes Cast	104	100.00%	<div style="width: 100.00%;"><div style="width: 100.00%;"></div></div>
Overvotes	0		
Undervotes	26		

DEM Female Members of County Committee Woodlynne Borough

Vote For 2

	TOTAL	VOTE %	
Diana Talavera	53	46.49%	<div style="width: 46.49%;"><div style="width: 46.49%;"></div></div>
Sharon Earley	61	53.51%	<div style="width: 53.51%;"><div style="width: 53.51%;"></div></div>
Write-In Totals	0	0.00%	<div style="width: 0.00%;"><div style="width: 0.00%;"></div></div>
Total Votes Cast	114	100.00%	<div style="width: 100.00%;"><div style="width: 100.00%;"></div></div>
Overvotes	0		
Undervotes	16		

REP Member of State Senate 5th Legislative District

Vote For 1

	TOTAL	VOTE %	
Clyde E. Cook			
Write-In Totals			
Total Votes Cast			
Overvotes			
Undervotes			

Woodlynne District 1 Suppressed

REP Members of the General Assembly 5th Legislative District

Vote For 2

TOTAL VOTE %

Joe Miller		
Yalinda Pagan		
Write-In Totals		
Total Votes Cast		
Overvotes		
Undervotes		

REP Members of the Board of County Commissioners

Vote For 2

TOTAL VOTE %

Jason Fanning		
Norman C. Rebel Jr.		
Write-In Totals		
Total Votes Cast		
Overvotes		
Undervotes		

REP Mayor Woodlynne Borough

Vote For 1

TOTAL VOTE %

NO PETITION FILED		
Write-In Totals		
Total Votes Cast		
Overvotes		
Undervotes		

REP Members of Council Woodlynne Borough

Vote For 2




TOTAL VOTE %

NO PETITION FILED		
NO PETITION FILED		
Write-In Totals		
Total Votes Cast		
Overvotes		
Undervotes		





Woodlynne District 2 Suppressed

Statistics	TOTAL
Registered Voters - Total	804
Registered Voters - NONPARTISAN	306
Registered Voters - DEMOCRAT	433
Registered Voters - REPUBLICAN	65
Ballots Cast - Total	58
Ballots Cast - NONPARTISAN	0
Ballots Cast - DEMOCRAT	52
Ballots Cast - REPUBLICAN	6
Ballots Cast - Blank	0
Voter Turnout - Total	7.21%
Voter Turnout - NONPARTISAN	0.00%
Voter Turnout - DEMOCRAT	12.01%
Voter Turnout - REPUBLICAN	9.23%







DEM Member of State Senate 5th Legislative District Vote For 1

	TOTAL	VOTE %	
Nilsa Cruz-Perez	46	100.00%	
Write-In Totals	0	0.00%	
Total Votes Cast	46	100.00%	
Overvotes	0		
Undervotes	6		

DEM Members of the General Assembly 5th Legislative District Vote For 2

	TOTAL	VOTE %	
William F. Moen Jr.	45	48.91%	
William W. Spearman	47	51.09%	
Write-In Totals	0	0.00%	
Total Votes Cast	92	100.00%	
Overvotes	0		
Undervotes	12		

DEM Members of the Board of County Commissioners Vote For 2

	TOTAL	VOTE %	
Kate Delany	16	18.18%	
Samuel E. Sweet	9	10.23%	
Louis Cappelli Jr.	33	37.50%	
Jonathan L. Young Sr.	30	34.09%	
Write-In Totals	0	0.00%	
Total Votes Cast	88	100.00%	
Overvotes	8		
Undervotes	8		

Woodlynne District 2 Suppressed

DEM Mayor Woodlynne Borough

Vote For 1

	TOTAL	VOTE %	
Joseph Chukwueke	46	97.87%	<div style="width: 97.87%;"><div style="width: 97.87%;"></div></div>
Write-In Totals	1	2.13%	<div style="width: 2.13%;"><div style="width: 2.13%;"></div></div>
Total Votes Cast	47	100.00%	<div style="width: 100.00%;"><div style="width: 100.00%;"></div></div>
Overvotes	0		
Undervotes	5		

DEM Members of Council Woodlynne Borough

Vote For 2

	TOTAL	VOTE %	
Pablo Fuentes	46	48.94%	<div style="width: 48.94%;"><div style="width: 48.94%;"></div></div>
Lavar Edwards	45	47.87%	<div style="width: 47.87%;"><div style="width: 47.87%;"></div></div>
Write-In Totals	3	3.19%	<div style="width: 3.19%;"><div style="width: 3.19%;"></div></div>
Total Votes Cast	94	100.00%	<div style="width: 100.00%;"><div style="width: 100.00%;"></div></div>
Overvotes	0		
Undervotes	10		

DEM Male Members of County Committee Woodlynne Borough

Vote For 2

	TOTAL	VOTE %	
Wilfredo Rodriguez	45	50.56%	<div style="width: 50.56%;"><div style="width: 50.56%;"></div></div>
Edwin Fontanez	44	49.44%	<div style="width: 49.44%;"><div style="width: 49.44%;"></div></div>
Write-In Totals	0	0.00%	<div style="width: 0.00%;"><div style="width: 0.00%;"></div></div>
Total Votes Cast	89	100.00%	<div style="width: 100.00%;"><div style="width: 100.00%;"></div></div>
Overvotes	0		
Undervotes	15		

DEM Female Members of County Committee Woodlynne Borough

Vote For 2

	TOTAL	VOTE %	
Diana Talavera	44	47.83%	<div style="width: 47.83%;"><div style="width: 47.83%;"></div></div>
Sharon Earley	48	52.17%	<div style="width: 52.17%;"><div style="width: 52.17%;"></div></div>
Write-In Totals	0	0.00%	<div style="width: 0.00%;"><div style="width: 0.00%;"></div></div>
Total Votes Cast	92	100.00%	<div style="width: 100.00%;"><div style="width: 100.00%;"></div></div>
Overvotes	0		
Undervotes	12		

REP Member of State Senate 5th Legislative District

Vote For 1

	TOTAL	VOTE %	
Clyde E. Cook			
Write-In Totals			
Total Votes Cast			
Overvotes			
Undervotes			

Woodlynne District 2 Suppressed

REP Members of the General Assembly 5th Legislative District

Vote For 2

TOTAL VOTE %

Joe Miller		
Yalinda Pagan		
Write-In Totals		
Total Votes Cast		
Overvotes		
Undervotes		

REP Members of the Board of County Commissioners

Vote For 2

TOTAL VOTE %

Jason Fanning		
Norman C. Rebel Jr.		
Write-In Totals		
Total Votes Cast		
Overvotes		
Undervotes		

REP Mayor Woodlynne Borough

Vote For 1

TOTAL VOTE %

NO PETITION FILED		
Write-In Totals		
Total Votes Cast		
Overvotes		
Undervotes		

REP Members of Council Woodlynne Borough

Vote For 2

TOTAL VOTE %

NO PETITION FILED		
NO PETITION FILED		
Write-In Totals		
Total Votes Cast		
Overvotes		
Undervotes		