CAMDEN COUNTY POLICE DEPARTMENT

Created: 1/1/2015
Prepared by Strategic Analysis Unit

VIOLENT CRIME STATISTICS
(1/1 - 12/31)
2012-2014

CRIME TYPE	2012	2013	2014	2012 vs. 2014	2013 vs. 2014
MURDER/MANSLAUGHTER	67	57	33	-51%	-42%
RAPE	73	55	51	-30%	-7%
ROBBERY	755	732	531	-30%	-27%
AGGRAVATED ASSAULTS	1097	1106	935	-15%	-15%
With Firearm	381	379	257	-33%	-32%
Without Firearm	716	727	678	-5%	-7%
TOTAL VIOLENT	**1992**	**1950**	**1550**	**-22%**	**-21%**
NON-FATAL SHOOTING HIT INCIDENTS	172	143	90	-48%	-37%
NON-FATAL SHOOTING HIT VICTIMS	204	179	101	-50%	-44%
SHOOTING HOMICIDES	53	52	28	-47%	-46%

***14 of 33 (42%) homicides occurred inside structures (houses, abandoned buildings, vehicles, etc.)**

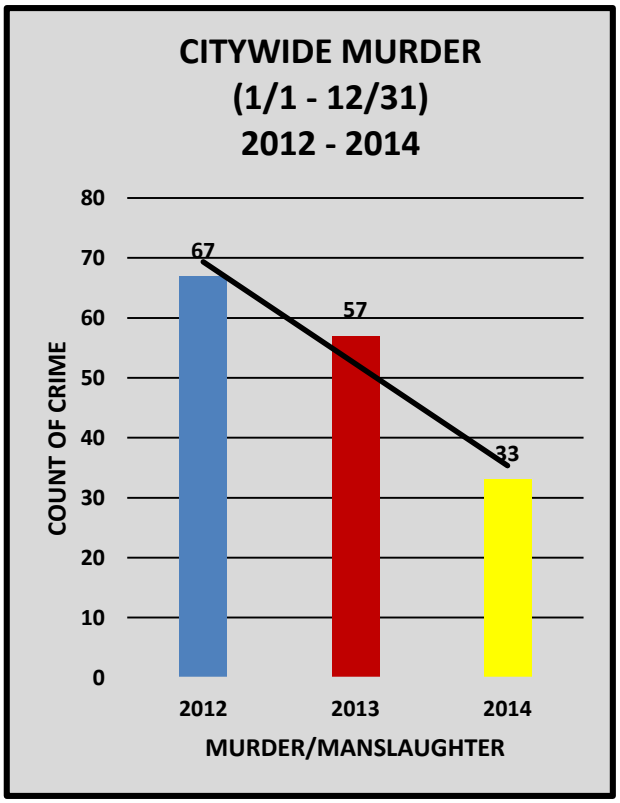

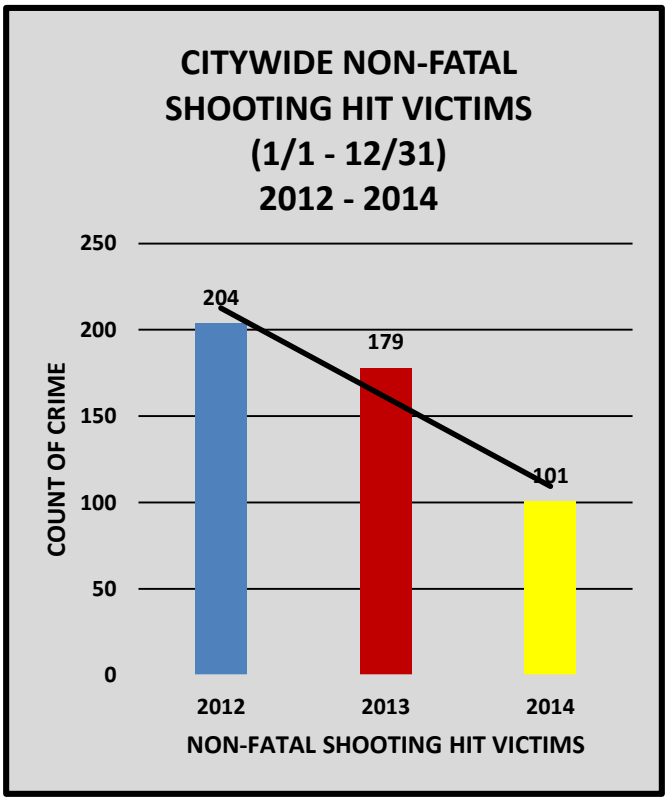

This report is a confidential document and is the property of the Camden County Police Department. Further dissemination of this document without the authorization of the Camden County Police Department's Chief of Police is forbidden. The information contained in this document is law enforcement sensitive and intended for official use only of agencies participating within the meaning of 28 C.F.R. Part 23. Thereby, this publication is regarded as a government record, exempt from public access or review under O.P.R.A. N.J.S. 47:1A-1 et seq. on the basis that it constitutes "inter agency advisory, consultative or deliberative" material. Unauthorized use or dissemination of this document will result in civil / criminal liability.

DO NOT POST THIS DOCUMENT IN PUBLIC AREAS OR MAKE PART OF ANY INVESTIGATIVE FILE

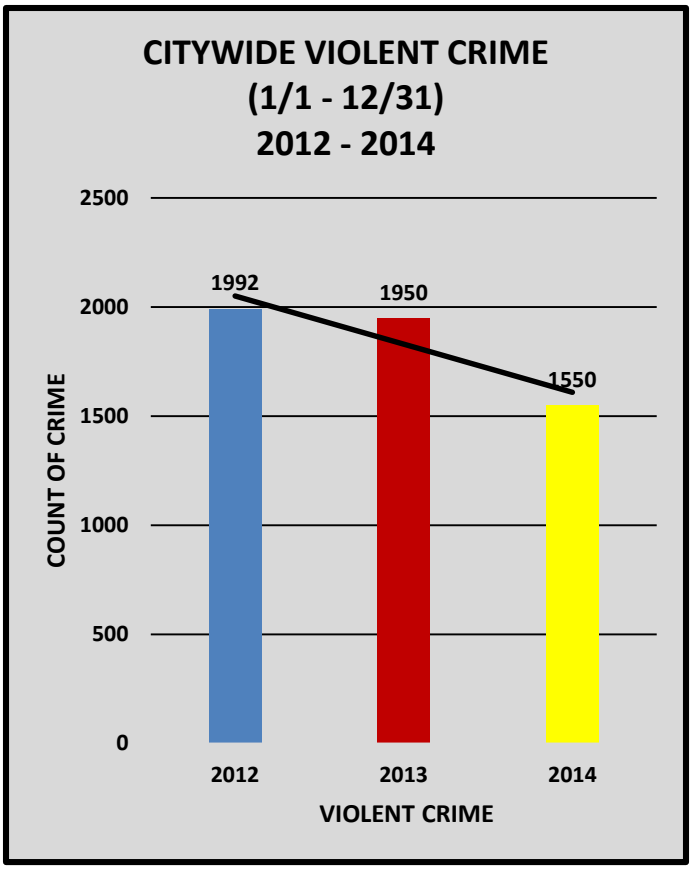

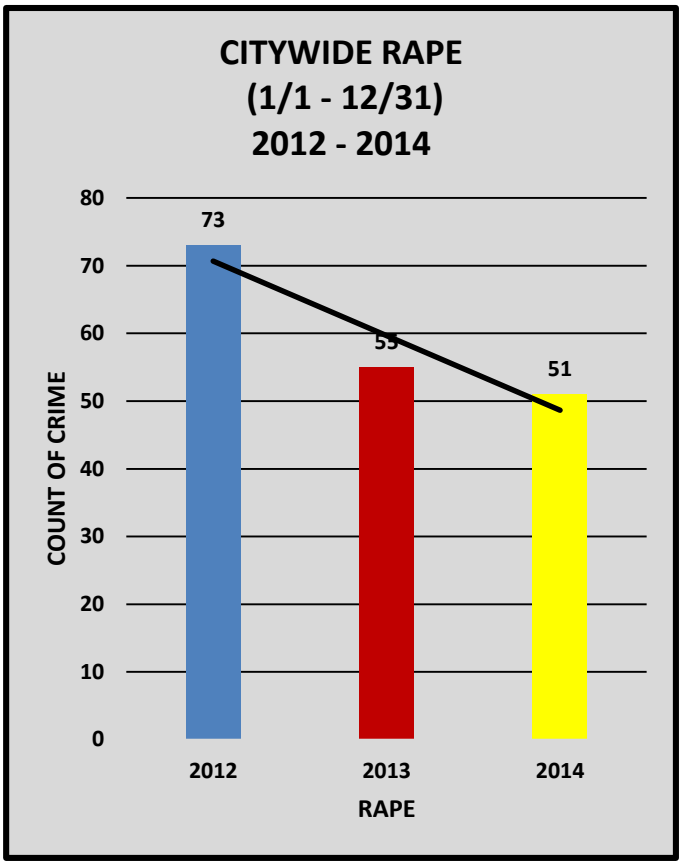

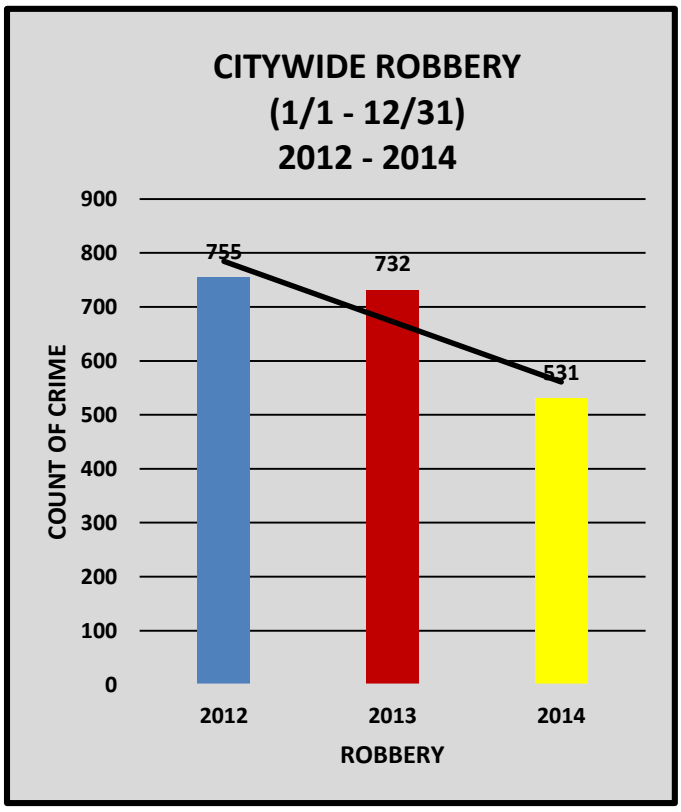

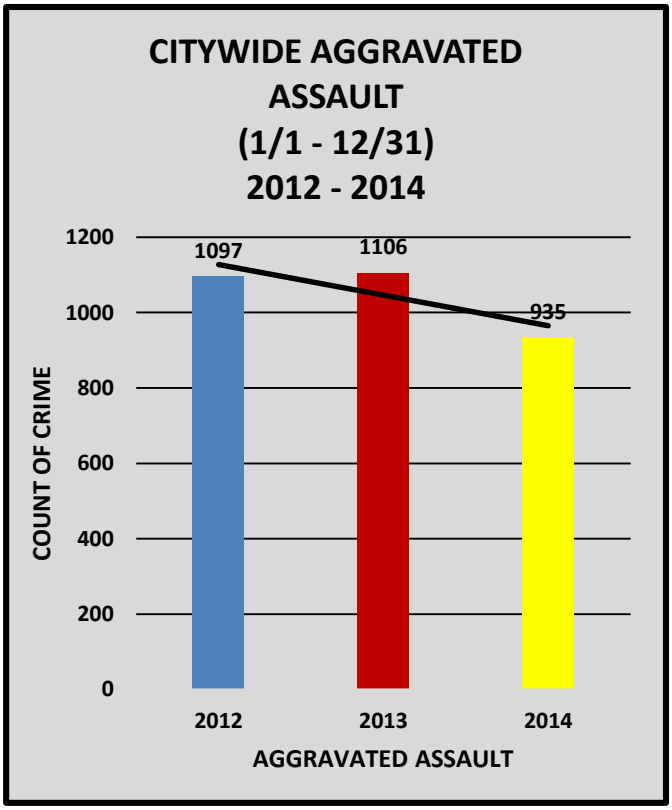

This report is a confidential document and is the property of the Camden County Police Department. Further dissemination of this document without the authorization of the Camden County Police Department's Chief of Police is forbidden. The information contained in this document is law enforcement sensitive and intended for official use only of agencies participating within the meaning of 28 C.F.R. Part 23. Thereby, this publication is regarded as a government record, exempt from public access or review under O.P.R.A. N.J.S. 47:1A-1 et seq. on the basis that it constitutes "inter agency advisory, consultative or deliberative" material. Unauthorized use or dissemination of this document will result in civil / criminal liability.

DO NOT POST THIS DOCUMENT IN PUBLIC AREAS OR MAKE PART OF ANY INVESTIGATIVE FILE

PROPERTY CRIME STATISTICS
(1/1 - 12/31)
2012-2014

CRIME TYPE	2012	2013	2014	2012 vs. 2014	2013 vs. 2014
BURGLARY	1089	857	844	**-22%**	**-2%**
LARCENY-THEFT	2214	1939	1680	**-24%**	**-13%**
LARCENY-THEFT FROM AUTO	951	727	515	**-46%**	**-29%**
ARSON	109	84	84	**-23%**	**0%**
MOTOR VEHICLE THEFT	704	464	321	**-54%**	**-31%**
TOTAL NON-VIOLENT	**4116**	**3344**	**2929**	**-29%**	**-12%**

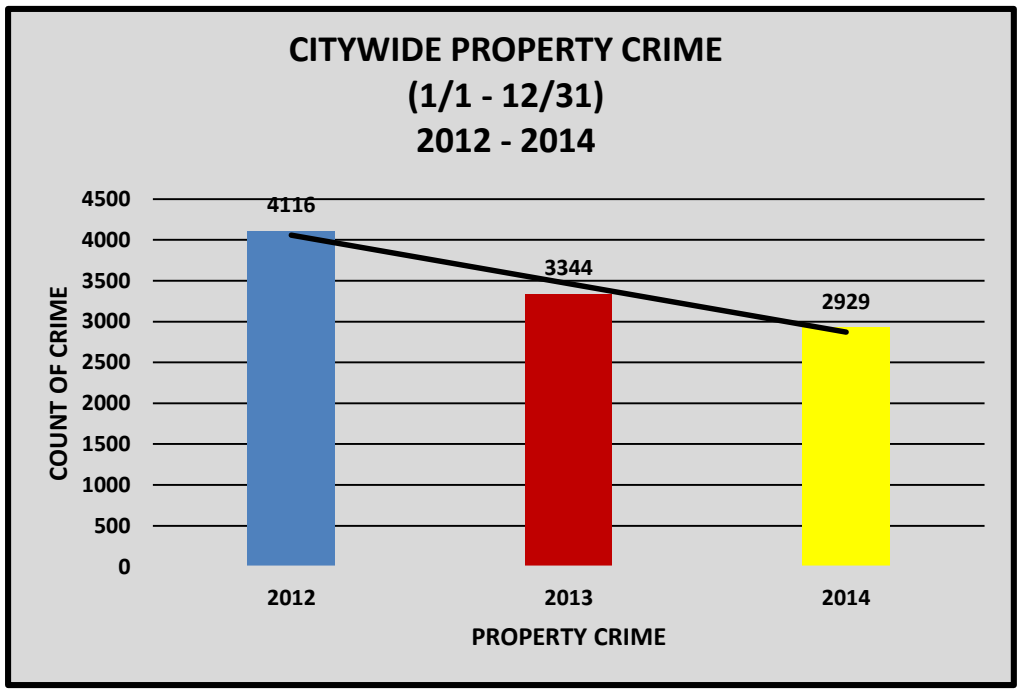

This report is a confidential document and is the property of the Camden County Police Department. Further dissemination of this document without the authorization of the Camden County Police Department's Chief of Police is forbidden. The information contained in this document is law enforcement sensitive and intended for official use only of agencies participating within the meaning of 28 C.F.R. Part 23. Thereby, this publication is regarded as a government record, exempt from public access or review under O.P.R.A. N.J.S. 47:1A-1 et seq. on the basis that it constitutes "inter agency advisory, consultative or deliberative" material. Unauthorized use or dissemination of this document will result in civil / criminal liability.

DO NOT POST THIS DOCUMENT IN PUBLIC AREAS OR MAKE PART OF ANY INVESTIGATIVE FILE